
ACCOUNT NUMBER: **11515000382**

STATEMENT PERIOD: OCTOBER 01, 2013 THROUGH OCTOBER 31, 2013

BENEFIT TRUST COMPANY
5901 COLLEGE BLVD STE 100
OVERLAND PARK, KS 66211



CARY ALLISON
MORGAN STANLEY
1478 STONE POINT DR STE 500
ROSEVILLE, CA 95661


ACCOUNT NAME:	SAN MATEO COUNTY COMMUNITY COLLEGE FUTURIS PUBLIC ENTITY INVESTMENT TRUST**
ADMINISTRATIVE OFFICER:	SCOTT W RANKIN 913-319-0340 SRANKIN@BENEFITTRUST.COM
INVESTMENT OFFICER:	SCOTT W RANKIN 913-319-0340 SRANKIN@BENEFITTRUST.COM

ACCOUNT NUMBER: **11515000382**

STATEMENT PERIOD: OCTOBER 01, 2013 THROUGH OCTOBER 31, 2013

PORTFOLIO SUMMARY

	TAX COST	MARKET VALUE	PERCENT
CASH AND EQUIVALENTS	0.03-	0.03-	0.0%
 EQUITIES	19,470,147.90	23,288,450.44	51.8%
 FIXED INCOME	21,887,704.29	21,694,287.36	48.2%
TOTAL ASSETS	41,357,852.16	44,982,737.77	100.0%
ACCRUED INCOME			
EQUITIES	8,554.88	8,554.88	
OTHER	54,145.09	54,145.09	
TOTAL ACCRUED INCOME	62,699.97	62,699.97	
TOTAL ASSETS & ACCRUALS	41,420,552.13	45,045,437.74	



BEGINNING MARKET VALUE 42,950,666.61
 ENDING MARKET VALUE 45,045,437.74

ACTIVITY SUMMARY

	THIS PERIOD	YEAR TO DATE
BEGINNING MARKET VALUE	42,950,666.61	34,598,713.46
PRIOR ACCRUALS	61,141.99-	54,754.61-
DIVIDENDS AND INTEREST	88,005.04	753,985.69
OTHER RECEIPTS	1,000,000.00	7,000,000.00
FEES	13,029.35-	119,015.15-
REALIZED GAIN/LOSS	1,128.88	24,211.99
CHANGE IN MARKET VALUE	1,017,108.58	2,779,596.39
CURRENT ACCRUAL	62,699.97	62,699.97
ENDING MARKET VALUE	45,045,437.74	45,045,437.74

ACCOUNT NUMBER: 11515000382

STATEMENT PERIOD: OCTOBER 01, 2013 THROUGH OCTOBER 31, 2013

PORTFOLIO DETAIL

DESCRIPTION	MARKET VALUE/ TAX COST	MARKET PRICE/ COST PRICE	EST ANNUAL INCOME/ ACCRUED INC	CURRENT YIELD
CASH AND EQUIVALENTS				
CASH	0.03- 0.03-			
TOTAL CASH AND EQUIVALENTS	0.03- 0.03-		0.00 0.00	0.00

DESCRIPTION	TICKER	SHARES	MARKET VALUE/ TAX COST	MARKET PRICE/ COST PRICE	EST ANNUAL INCOME/ ACCRUED INC	CURRENT YIELD
EQUITIES						
BLACKROCK EQUITY DIVIDEND I	MADVX	81,652.121	1,893,512.69 1,503,114.42	23.19 18.41	39,111.37	2.07
BRANDES INSTL INTERNATIONAL EQUITY I	BIEX	124,608.690	2,085,949.47 1,770,752.74	16.74 14.21	105,169.73	5.04
COHEN & STEERS INSTL REALTY SHARES	CSRIX	29,331.025	1,308,750.34 1,154,069.53	44.62 39.35	33,056.07	2.53
JHANCOCK CLASSIC VALUE I	JCVIX	115,603.806	2,680,852.26 1,920,965.36	23.19 16.62	28,207.33	1.05
HARTFORD CAPITAL APPRECIATION Y	HCAYX	56,493.513	2,827,500.33 2,008,821.45	50.05 35.56	22,653.90	0.80
HARTFORD MIDCAP Y	HMDYX	55,425.321	1,594,586.49 1,224,307.95	28.77 22.09	5,487.11	0.34
NUVEEN TRADEWINDS VALUE OPPORTUNITIES I	NVORX	41,614.046	1,517,664.26 1,316,086.79	36.47 31.63	50,436.22	3.32
NUVEEN TRADEWINDS GLOBAL ALL-CAP I	NWGRX	52,224.601	1,403,797.27 1,325,542.48	26.88 25.38	15,719.60	1.12
PRUDENTIAL GLOBAL REAL ESTATE Z	PURZX	19,791.127	450,841.87 402,724.09	22.78 20.35	4,631.12	1.03
ROYCE GLOBAL VALUE INMVT	RGVIX	165,722.255	2,243,879.33 2,244,364.85	13.54 13.54	20,549.56	0.92
ROYCE SPECIAL EQUITY INSTL	RSEIX	58,511.714	1,536,517.61 1,248,441.34	26.26 21.34	26,564.32	1.73
THORNBURG INVESTMENT INCOME BUILDER I	TIBIX	89,346.049	1,870,906.27 1,713,151.39	20.94 19.17	102,658.61 8,554.88	5.49
THORNBURG INTERNATIONAL VALUE I	TGVIX	60,383.250	1,873,692.25 1,637,805.51	31.03 27.12	23,187.17	1.24
TOTAL EQUITIES			23,288,450.44 19,470,147.90		477,432.11 8,554.88	2.05

ACCOUNT NUMBER: **11515000382**

STATEMENT PERIOD: OCTOBER 01, 2013 THROUGH OCTOBER 31, 2013

PORTFOLIO DETAIL (CONTINUED)

DESCRIPTION	RATING	PAR VALUE	MARKET VALUE/ TAX COST	MARKET PRICE/ COST PRICE	EST ANNUAL INCOME/ ACCRUED INC	YIELD CURRENT/ MATURITY
FIXED INCOME						
DELAWARE DIVERSIFIED INC INSTL		403,100.339	3,615,810.04 3,760,981.00	8.97 9.33	141,085.12 11,757.09	3.90
LEGG MASON BW GLOBAL OPPS BD IS		147,654.550	1,619,770.41 1,636,025.93	10.97 11.08	68,511.71 5,709.31	4.23
METROPOLITAN WEST TOTAL RETURN BOND I		348,579.729	3,733,288.90 3,706,709.44	10.71 10.63	126,534.44 10,544.54	3.39
OPPENHEIMER INTERNATIONAL BOND Y		259,313.194	1,599,962.41 1,685,101.09	6.17 6.50	66,124.86 5,510.41	4.13
PRUDENTIAL TOTAL RETURN BOND Z		259,290.930	3,674,152.48 3,674,426.93	14.17 14.17	134,312.70 11,192.73	3.66
TEMPLETON GLOBAL BOND ADV FUND		291,029.373	3,812,484.79 3,862,317.12	13.10 13.27	211,869.38	5.56
WESTERN ASSET CORE PLUS BOND I		320,600.734	3,638,818.33 3,562,142.78	11.35 11.11	113,172.06 9,431.01	3.11
TOTAL FIXED INCOME			21,694,287.36 21,887,704.29		861,610.27 54,145.09	3.97
GRAND TOTAL ASSETS			44,982,737.77 41,357,852.16		1,339,042.38 62,699.97	2.98

ACCOUNT NUMBER: 11515000382

STATEMENT PERIOD: OCTOBER 01, 2013 THROUGH OCTOBER 31, 2013

TRANSACTION DETAIL

DATE	DESCRIPTION	PRINCIPAL CASH	INCOME CASH	COST	GAIN / LOSS
BEGINNING BALANCE		0.00	0.00	40,281,747.59	
DIVIDENDS					
10/02/13	19247U106 DIVIDEND ON 28,467.789 SHS COHEN & STEERS INSTL REALTY SHARES AT 0.27 PER SHARE PAYABLE 09/30/2013 EX DATE 09/30/2013 EFFECTIVE 09/30/2013	7,686.30			
10/02/13	105262703 DIVIDEND ON 121,658.042 SHS BRANDES INSTL INTERNATIONAL EQUITY I AT .0688216 PER SHARE PAYABLE 09/30/2013 EX DATE 09/30/2013 EFFECTIVE 09/30/2013	8,372.70			
10/03/13	524686318 DIVIDEND ON LEGG MASON BW GLOBAL OPPS BD IS PAYABLE 10/01/2013 EFFECTIVE 10/01/2013	4,411.33			
10/03/13	957663503 DIVIDEND ON WESTERN ASSET CORE PLUS BOND I PAYABLE 09/30/2013 EFFECTIVE 09/30/2013	9,277.57			
10/03/13	68380T509 DIVIDEND ON OPPENHEIMER INTERNATIONAL BOND Y PAYABLE 09/30/2013 EFFECTIVE 09/30/2013	4,021.68			
10/03/13	74440B405 DIVIDEND ON PRUDENTIAL TOTAL RETURN BOND Z PAYABLE 09/30/2013 EFFECTIVE 09/30/2013	10,686.88			
10/08/13	592905509 DIVIDEND ON METROPOLITAN WEST TOTAL RETURN BOND I PAYABLE 09/30/2013 EFFECTIVE 09/30/2013	9,881.70			
10/17/13	880208400 DIVIDEND ON 290,171.163 SHS TEMPLETON GLOBAL BOND ADV FUND AT .0428 PER SHARE PAYABLE 10/17/2013 EX DATE 10/15/2013	12,419.33			
10/18/13	09251M504 DIVIDEND ON 81,224.052 SHS BLACKROCK EQUITY DIVIDEND I AT .127 PER SHARE PAYABLE 10/18/2013 EX DATE 10/17/2013	10,315.45			
10/23/13	246248587 DIVIDEND ON DELAWARE DIVERSIFIED INC INSTL PAYABLE 10/21/2013 EFFECTIVE 10/21/2013	10,932.10			
TOTAL DIVIDENDS		88,005.04	0.00	0.00	0.00

ACCOUNT NUMBER: **11515000382**

STATEMENT PERIOD: OCTOBER 01, 2013 THROUGH OCTOBER 31, 2013

TRANSACTION DETAIL (CONTINUED)

DATE	DESCRIPTION	PRINCIPAL CASH	INCOME CASH	COST	GAIN / LOSS
OTHER RECEIPTS					
10/01/13	RECEIVED FROM COUNTY OF SAN MATEO REC'D FROM COUNTY OF SAN MATEO 10/01/2013	1,000,000.00			
TOTAL OTHER RECEIPTS		1,000,000.00	0.00	0.00	0.00
PURCHASES					
10/02/13	19247U106 PURCHASED 180.218 SHS COHEN & STEERS INSTL REALTY SHARES ON 09/30/2013 AT 42.65 FOR REINVESTMENT	7,686.30-		7,686.30	
10/02/13	105262703 PURCHASED 521.664 SHS BRANDES INSTL INTERNATIONAL EQUITY I ON 09/30/2013 AT 16.05 FOR REINVESTMENT	8,372.70-		8,372.70	
10/03/13	09251M504 PURCHASED 1,781.737 SHS BLACKROCK EQUITY DIVIDEND I ON 10/02/2013 AT 22.45	40,000.00-		40,000.00	
10/03/13	105262703 PURCHASED 2,460.025 SHS BRANDES INSTL INTERNATIONAL EQUITY I ON 10/02/2013 AT 16.26	40,000.00-		40,000.00	
10/03/13	19247U106 PURCHASED 691.722 SHS COHEN & STEERS INSTL REALTY SHARES ON 10/02/2013 AT 43.37	30,000.00-		30,000.00	
10/03/13	246248587 PURCHASED 10,135.135 SHS DELAWARE DIVERSIFIED INC INSTL ON 10/02/2013 AT 8.88	90,000.00-		90,000.00	
10/03/13	409902756 PURCHASED 2,248.202 SHS JHANCOCK CLASSIC VALUE I ON 10/02/2013 AT 22.24	50,000.00-		50,000.00	
10/03/13	416645604 PURCHASED 1,034.126 SHS HARTFORD CAPITAL APPRECIATION Y ON 10/02/2013 AT 48.35	50,000.00-		50,000.00	
10/03/13	416645687 PURCHASED 1,061.947 SHS HARTFORD MIDCAP Y ON 10/02/2013 AT 28.25	30,000.00-		30,000.00	
10/03/13	524686318 PURCHASED 3,646.308 SHS LEGG MASON BW GLOBAL OPPS BD IS ON 10/02/2013 AT 10.97	40,000.00-		40,000.00	

ACCOUNT NUMBER: **11515000382**

STATEMENT PERIOD: OCTOBER 01, 2013 THROUGH OCTOBER 31, 2013

TRANSACTION DETAIL (CONTINUED)

DATE	DESCRIPTION	PRINCIPAL CASH	INCOME CASH	COST	GAIN / LOSS
10/03/13	592905509 PURCHASED 8,474.576 SHS METROPOLITAN WEST TOTAL RETURN BOND I ON 10/02/2013 AT 10.62	90,000.00-		90,000.00	
10/03/13	67064Y636 PURCHASED 841.043 SHS NUVEEN TRADEWINDS VALUE OPPORTUNITIES I ON 10/02/2013 AT 35.67	30,000.00-		30,000.00	
10/03/13	67065W761 PURCHASED 1,152.959 SHS NUVEEN TRADEWINDS GLOBAL ALL-CAP I ON 10/02/2013 AT 26.02	30,000.00-		30,000.00	
10/03/13	68380T509 PURCHASED 6,546.645 SHS OPPENHEIMER INTERNATIONAL BOND Y ON 10/02/2013 AT 6.11	40,000.00-		40,000.00	
10/03/13	744336504 PURCHASED 445.434 SHS PRUDENTIAL GLOBAL REAL ESTATE Z ON 10/02/2013 AT 22.45	10,000.00-		10,000.00	
10/03/13	74440B405 PURCHASED 6,423.983 SHS PRUDENTIAL TOTAL RETURN BOND Z ON 10/02/2013 AT 14.01	90,000.00-		90,000.00	
10/03/13	780811824 PURCHASED 3,767.897 SHS ROYCE GLOBAL VALUE INMVT ON 10/02/2013 AT 13.27	50,000.00-		50,000.00	
10/03/13	780905535 PURCHASED 1,172.791 SHS ROYCE SPECIAL EQUITY INSTL ON 10/02/2013 AT 25.58	30,000.00-		30,000.00	
10/03/13	880208400 PURCHASED 6,933.744 SHS TEMPLETON GLOBAL BOND ADV FUND ON 10/02/2013 AT 12.98	90,000.00-		90,000.00	
10/03/13	885215467 PURCHASED 1,959.824 SHS THORNBURG INVESTMENT INCOME BUILDER I ON 10/02/2013 AT 20.41	40,000.00-		40,000.00	
10/03/13	885215566 PURCHASED 1,297.858 SHS THORNBURG INTERNATIONAL VALUE I ON 10/02/2013 AT 30.82	40,000.00-		40,000.00	
10/03/13	957663503 PURCHASED 8,007.117 SHS WESTERN ASSET CORE PLUS BOND I ON 10/02/2013 AT 11.24	90,000.00-		90,000.00	

ACCOUNT NUMBER: **11515000382**

STATEMENT PERIOD: OCTOBER 01, 2013 THROUGH OCTOBER 31, 2013

TRANSACTION DETAIL (CONTINUED)

DATE	DESCRIPTION	PRINCIPAL CASH	INCOME CASH	COST	GAIN / LOSS
10/03/13	524686318 PURCHASED 403.229 SHS LEGG MASON BW GLOBAL OPPS BD IS ON 10/01/2013 AT 10.94 FOR REINVESTMENT	4,411.33-		4,411.33	
10/03/13	957663503 PURCHASED 825.407 SHS WESTERN ASSET CORE PLUS BOND I ON 09/30/2013 AT 11.24 FOR REINVESTMENT	9,277.57-		9,277.57	
10/03/13	68380T509 PURCHASED 660.374 SHS OPPENHEIMER INTERNATIONAL BOND Y ON 09/30/2013 AT 6.09 FOR REINVESTMENT	4,021.68-		4,021.68	
10/03/13	74440B405 PURCHASED 763.349 SHS PRUDENTIAL TOTAL RETURN BOND Z ON 09/30/2013 AT 14.00 FOR REINVESTMENT	10,686.88-		10,686.88	
10/08/13	592905509 PURCHASED 930.48 SHS METROPOLITAN WEST TOTAL RETURN BOND I ON 09/30/2013 AT 10.62 FOR REINVESTMENT	9,881.70-		9,881.70	
10/17/13	880208400 PURCHASED 947.317 SHS TEMPLETON GLOBAL BOND ADV FUND ON 10/17/2013 AT 13.11 FOR REINVESTMENT	12,419.33-		12,419.33	
10/18/13	09251M504 PURCHASED 450.456 SHS BLACKROCK EQUITY DIVIDEND I ON 10/18/2013 AT 22.90 FOR REINVESTMENT	10,315.45-		10,315.45	
10/23/13	246248587 PURCHASED 1,217.383 SHS DELAWARE DIVERSIFIED INC INSTL ON 10/21/2013 AT 8.98 FOR REINVESTMENT	10,932.10-		10,932.10	
TOTAL PURCHASES		1,088,005.04-	0.00	1,088,005.04	0.00
FEES					
	NET FEE TO FOR THE PERIOD	13,029.35-			
TOTAL FEES		13,029.35-	0.00	0.00	0.00

ACCOUNT NUMBER: **11515000382**

STATEMENT PERIOD: OCTOBER 01, 2013 THROUGH OCTOBER 31, 2013

TRANSACTION DETAIL (CONTINUED)

DATE	DESCRIPTION	PRINCIPAL CASH	INCOME CASH	COST	GAIN / LOSS
SALES AND MATURITIES					
10/31/13	09251M504 SOLD 22.387 SHS BLACKROCK EQUITY DIVIDEND I ON 10/30/2013 AT 23.28	521.17		362.50-	158.67
10/31/13	105262703 SOLD 31.041 SHS BRANDES INSTL INTERNATIONAL EQUITY I ON 10/30/2013 AT 16.79	521.17		461.29-	59.88
10/31/13	19247U106 SOLD 8.704 SHS COHEN & STEERS INSTL REALTY SHARES ON 10/30/2013 AT 44.91	390.88		288.32-	102.56
10/31/13	246248587 SOLD 130.584 SHS DELAWARE DIVERSIFIED INC INSTL ON 10/30/2013 AT 8.98	1,172.64		1,223.93-	51.29-
10/31/13	409902756 SOLD 27.996 SHS JHANCOCK CLASSIC VALUE I ON 10/30/2013 AT 23.27	651.47		425.07-	226.40
10/31/13	416645604 SOLD 12.977 SHS HARTFORD CAPITAL APPRECIATION Y ON 10/30/2013 AT 50.20	651.47		439.76-	211.71
10/31/13	416645687 SOLD 13.557 SHS HARTFORD MIDCAP Y ON 10/30/2013 AT 28.83	390.88		281.36-	109.52
10/31/13	524686318 SOLD 47.165 SHS LEGG MASON BW GLOBAL OPPS BD IS ON 10/30/2013 AT 11.05	521.17		503.88-	17.29
10/31/13	592905509 SOLD 109.491 SHS METROPOLITAN WEST TOTAL RETURN BOND I ON 10/30/2013 AT 10.71	1,172.64		1,144.70-	27.94
10/31/13	67064Y636 SOLD 10.624 SHS NUVEEN TRADEWINDS VALUE OPPORTUNITIES I ON 10/30/2013 AT 36.79	390.88		340.52-	50.36
10/31/13	67065W761 SOLD 14.35 SHS NUVEEN TRADEWINDS GLOBAL ALL-CAP I ON 10/30/2013 AT 27.24	390.88		391.38-	0.50-
10/31/13	68380T509 SOLD 84.06 SHS OPPENHEIMER INTERNATIONAL BOND Y ON 10/30/2013 AT 6.20	521.17		551.82-	30.65-

ACCOUNT NUMBER: **11515000382**

STATEMENT PERIOD: OCTOBER 01, 2013 THROUGH OCTOBER 31, 2013

TRANSACTION DETAIL (CONTINUED)

DATE	DESCRIPTION	PRINCIPAL CASH	INCOME CASH	COST	GAIN / LOSS
10/31/13	744336504 SOLD 5.682 SHS PRUDENTIAL GLOBAL REAL ESTATE Z ON 10/30/2013 AT 22.93	130.29		112.39-	17.90
10/31/13	74440B405 SOLD 82.58 SHS PRUDENTIAL TOTAL RETURN BOND Z ON 10/30/2013 AT 14.20	1,172.64		1,139.87-	32.77
10/31/13	780811824 SOLD 47.797 SHS ROYCE GLOBAL VALUE INMVT ON 10/30/2013 AT 13.63	651.47		716.96-	65.49-
10/31/13	780905535 SOLD 14.846 SHS ROYCE SPECIAL EQUITY INSTL ON 10/30/2013 AT 26.33	390.88		322.46-	68.42
10/31/13	880208400 SOLD 89.107 SHS TEMPLETON GLOBAL BOND ADV FUND ON 10/30/2013 AT 13.16	1,172.64		1,180.66-	8.02-
10/31/13	885215467 SOLD 24.77 SHS THORNBURG INVESTMENT INCOME BUILDER I ON 10/30/2013 AT 21.04	521.17		478.03-	43.14
10/31/13	885215566 SOLD 16.651 SHS THORNBURG INTERNATIONAL VALUE I ON 10/30/2013 AT 31.30	521.17		436.84-	84.33
10/31/13	957663503 SOLD 103.316 SHS WESTERN ASSET CORE PLUS BOND I ON 10/30/2013 AT 11.35	1,172.64		1,098.70-	73.94
TOTAL SALES AND MATURITIES		13,029.32	0.00	11,900.44-	1,128.88
ENDING BALANCE		0.03-	0.00	41,357,852.19	1,128.88

ACCOUNT NUMBER: **11515000382**

STATEMENT PERIOD: OCTOBER 01, 2013 THROUGH OCTOBER 31, 2013

We may select a Money Market or other Mutual Fund on your behalf for investment of all or a portion of your funds. We received administrative fees from certain fund managers for administrative services we provide in connection with accounts we hold with investments in their funds.

State Trust statutes provide that a beneficiary may not commence a proceeding against a trustee for breach of trust more than one year after the date the beneficiary or a representative of a beneficiary was sent a report that adequately disclosed the existence of a potential claim for breach of trust and informed the beneficiary of the time allowed for commencing a proceeding. This account statement represents the Trustees report of its acts and each Beneficiary or a representative of a Beneficiary has one year from the date of mailing of this Trustees report to commence a proceeding against the Trustee for breach of trust for any acts disclosed in the Trustees report. If you have any questions, please contact your Trust Officer.