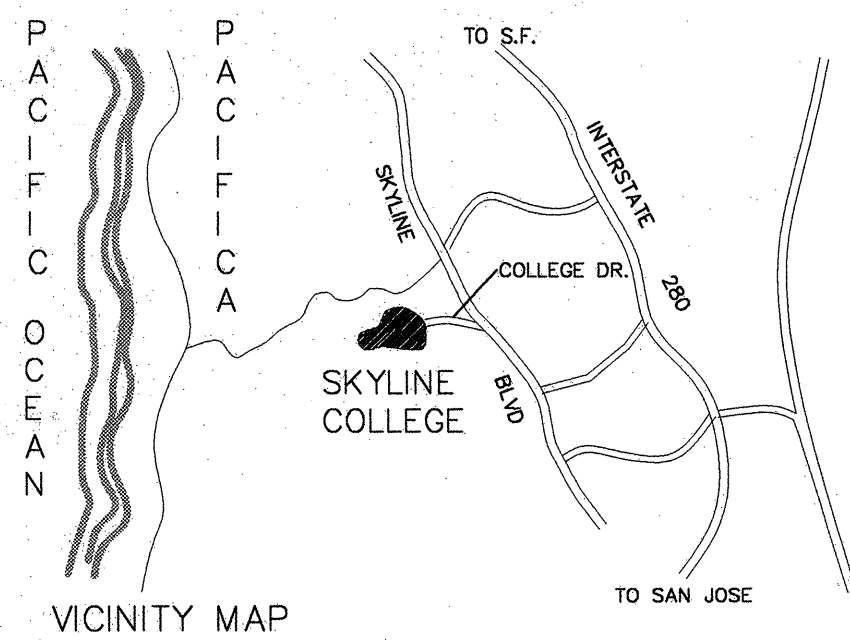


CAMPUS MAP

BLDG #	BUILDING NAME	ORS FILE NUMBER
1.	ADMINISTRATIVE / FINE ARTS	27746
2.	CAMPUS CENTER	27746
3.	GYMNASIUM	27746
4.	BOOKSTORE (RELOCATABLE)	32351
5.	LIBRARY / LEARNING RESOURCE CENTER	60099
6.	CLASSROOMS (RELOCATABLE)	01-100.255
7.	SCIENCE	27746
8.	ACADEMIC	27746
9.	AUTOMOTIVE	40530
10.	AUTOMOTIVE	53721
11.	CHILD CARE CENTER (RELOCATABLE)	64904
12.	CHILD CARE CENTER	



PROJECT INFO

APPLICABLE BUILDING CODES:

State of California Title 24 (1998 Edition) - Part 1 Building Standards Administrative Code

State of California Title 24 (1998 Edition) - Part 2/Volume 1 California Building Code/Amendment with 1997 UBC, Volume 1

State of California Title 24 (1998 Edition) - Part 2/Volume 2 California Building Code/Amendment with 1997 UBC, Volume 2

1997 Uniform Building Code, Volume 3

State of California Title 24 (1998 Edition) - Part 3 California Electrical Code/Amendment with a 1996 NEC

State of California Title 24 (1998 Edition) - Part 4 California Mechanical Code/Amendment with a 1997 UMC

State of California Title 24 (1998 Edition) - Part 5 California Plumbing Code with 1997 UPC

State of California Title 24 (1998 Edition) - Part 6 California Energy Code

State of California Title 24 (1998 Edition) - Part 9 California Fire Code/Amendment with a 1997 UFC

State of California Title 24 (1998 Edition) - Part 12 California Referenced Standards Code

OCCUPANCY : E-3

CONSTRUCTION TYPE : V-N

RELOCATABLE HEIGHT: 1 STORY

ALLOWABLE FLOOR AREA PER UBC TABLE 5-A : 9,100 SF

RELOCATABLE AREAS: "B" NEW @ 1,440 SF

"A" EXIST. @ 1,440 SF

TOTAL BLDG. CLUSTER AREA: 2,880 SF < 9,100 SF

OCCUPANT LOAD: 2,880/35 = 82
82 > 7 THEREFORE 2 MEANS OF EGRESS REQUIRED

SCOPE OF WORK:
CONSTRUCTION-ONE 36X40 CHILDCARE RELOCATABLE W/ FIRE ALARM

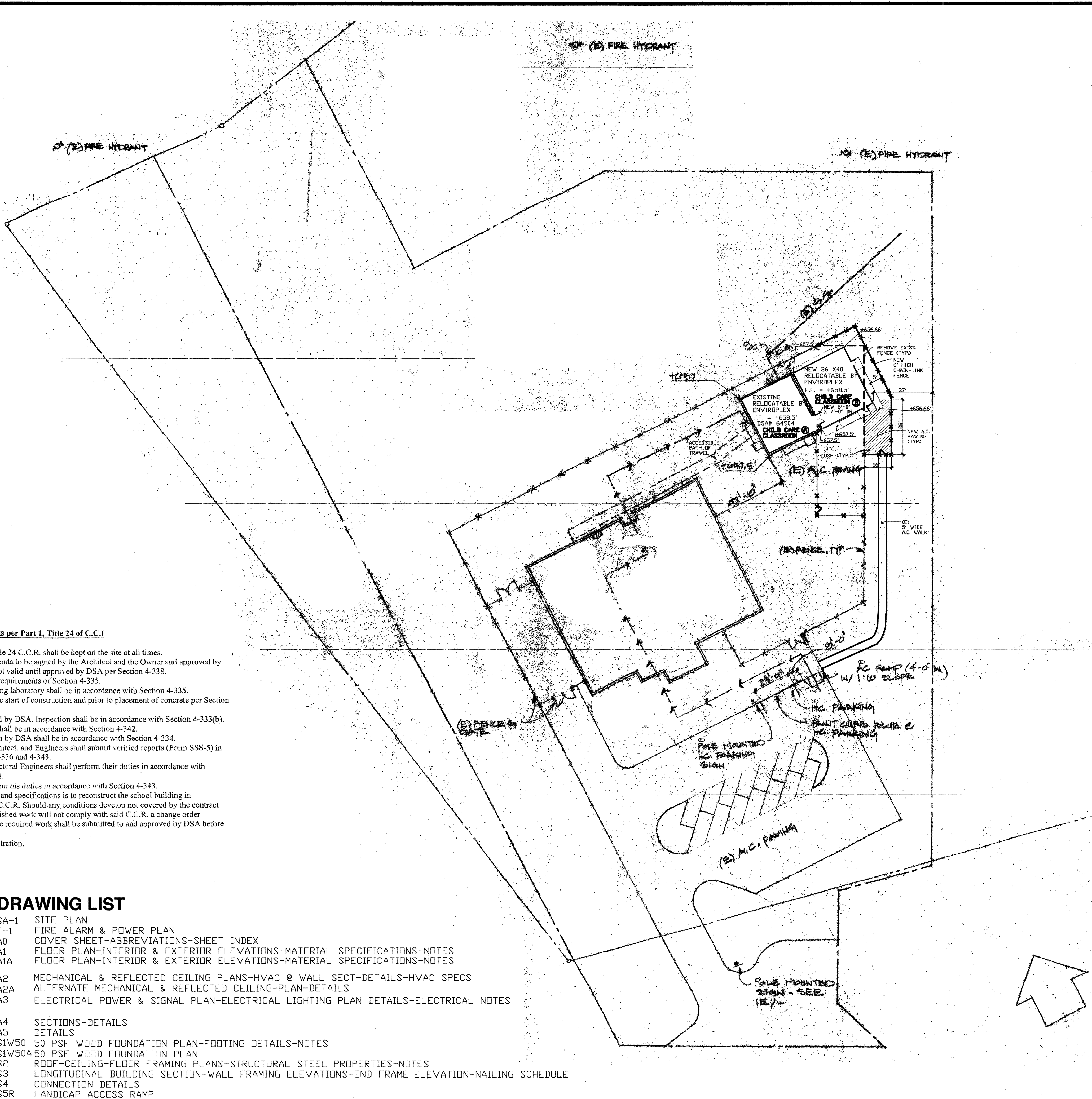
Administration Requirements per Part 1, Title 24 of C.C.R.

1. A copy of Part 1 and 2, Title 24 C.C.R. shall be kept on the site at all times.
2. All change orders and addenda to be signed by the Architect and the Owner and approved by DSA. Change orders are not valid until approved by DSA per Section 4-338.
3. All tests to confirm to the requirements of Section 4-335.
4. Tests of materials and testing laboratory shall be in accordance with Section 4-335.
5. DSA shall be notified at the start of construction and prior to placement of concrete per Section 4-331.
6. Inspector shall be approved by DSA. Inspection shall be in accordance with Section 4-333(b). The duty of the inspector shall be in accordance with Section 4-342.
7. Supervision of construction by DSA shall be in accordance with Section 4-334.
8. Contractor, Inspector, Architect, and Engineers shall submit verified reports (Form SSS-5) in accordance with Section 4-336 and 4-343.
9. The Architect and the Structural Engineers shall perform their duties in accordance with Section 4-333(a) and 4-341.
10. The Contractor shall perform his duties in accordance with Section 4-343.
11. The intent of the drawings and specifications is to reconstruct the school building in accordance with Title 24, C.C.R. Should any conditions develop not covered by the contract documents wherein the finished work will not comply with said C.C.R. a change order detailing and specifying the required work shall be submitted to and approved by DSA before proceeding with the work.
12. DSA is not subject to Arbitration.

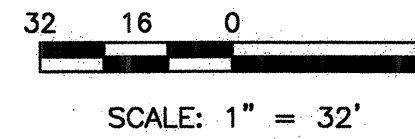
DRAWING LIST

- SA-1 SITE PLAN
- E-1 FIRE ALARM & POWER PLAN
- A0 COVER SHEET-ABBREVIATIONS-SHEET INDEX
- A1 FLOOR PLAN-INTERIOR & EXTERIOR ELEVATIONS-MATERIAL SPECIFICATIONS-NOTES
- A1A FLOOR PLAN-INTERIOR & EXTERIOR ELEVATIONS-MATERIAL SPECIFICATIONS-NOTES
- A2 MECHANICAL & REFLECTED CEILING PLANS-HVAC @ WALL SECT-DETAILS-HVAC SPECS
- A2A ALTERNATE MECHANICAL & REFLECTED CEILING-PLAN-DETAILS
- A3 ELECTRICAL POWER & SIGNAL PLAN-ELECTRICAL LIGHTING PLAN DETAILS-ELECTRICAL NOTES
- A4 SECTIONS-DETAILS
- A5 DETAILS
- XX S1W50 50 PSF WOOD FOUNDATION PLAN-FOOTING DETAILS-NOTES
- S1W50A 50 PSF WOOD FOUNDATION PLAN
- S2 ROOF-CEILING-FLOOR FRAMING PLANS-STRUCTURAL STEEL PROPERTIES-NOTES
- S3 LONGITUDINAL BUILDING SECTION-WALL FRAMING ELEVATIONS-END FRAME ELEVATION-NAILING SCHEDULE
- S4 CONNECTION DETAILS
- S5R HANDICAP ACCESS RAMP

* PC UNIT (PC-02-101236) (SERIAL NO: 36X40-3946-3948) FOR INFO ONLY EXCEPT FOR S1W50 & S1W50A (XX) TO BE USED FOR INSTALLATION



SITE PLAN



REV. NO.	DATE	DESCRIPTION	BY	CHK/APV
1	9/26/01	DSA	KP	KP

DESIGN Architecture

141 Standford Ave. (850) 854-3897
Menlo Park, CA 94025 Fax (850) 854-3753

STAMP:
IDENTIFICATION STAMP
DIVISION OF THE STATE ARCHITECT

PROJECT 104083
DATE FLS SS

APPL. NO.
SITE INFORMATION

RELOCATABLE CLASSROOM

SKYLINE COLLEGE
3300 COLLEGE DRIVE
SAN BRUNO, CA 94066

SAN MATEO COUNTY COMMUNITY COLLEGE DISTRICT

SHEET TITLE

SITE PLAN

SHEET NUMBER	REV.
SA-1	0