

IDENTIFICATION STAMP
DIVISION OF THE STATE ARCHITECT

APPLICATION NUMBER 01-111618
AC _____ RS _____ JEP/B
DATE 2/9/11

CALIFORNIA STATE FIRE MARSHAL
APPROVED


APPROVAL OF THIS PLAN DOES NOT AUTHORIZE OR APPROVE ANY
DESIGN OR CONSTRUCTION FROM APPLICABLE REGULATIONS. FINAL
APPROVAL IS SUBJECT TO FIELD INSPECTION. ONE SET OF APPROVED
PLANS SHALL BE AVAILABLE ON THE PROJECT SITE AT ALL TIMES.

REVIEWED BY: _____ DATE: _____

CAÑADA COLLEGE

Electrical
Infrastructure
Replacement
Project

4200 Farm Hill Blvd
Redwood City, CA 94061



BID SET

SHEET TITLE
**POWER HOUSE
FND AND ROOF
FRAMING PLAN**

REVISIONS

NO.	DATE	DESCRIPTION

DATE **January 14, 2011**

DRAWN **PIL**

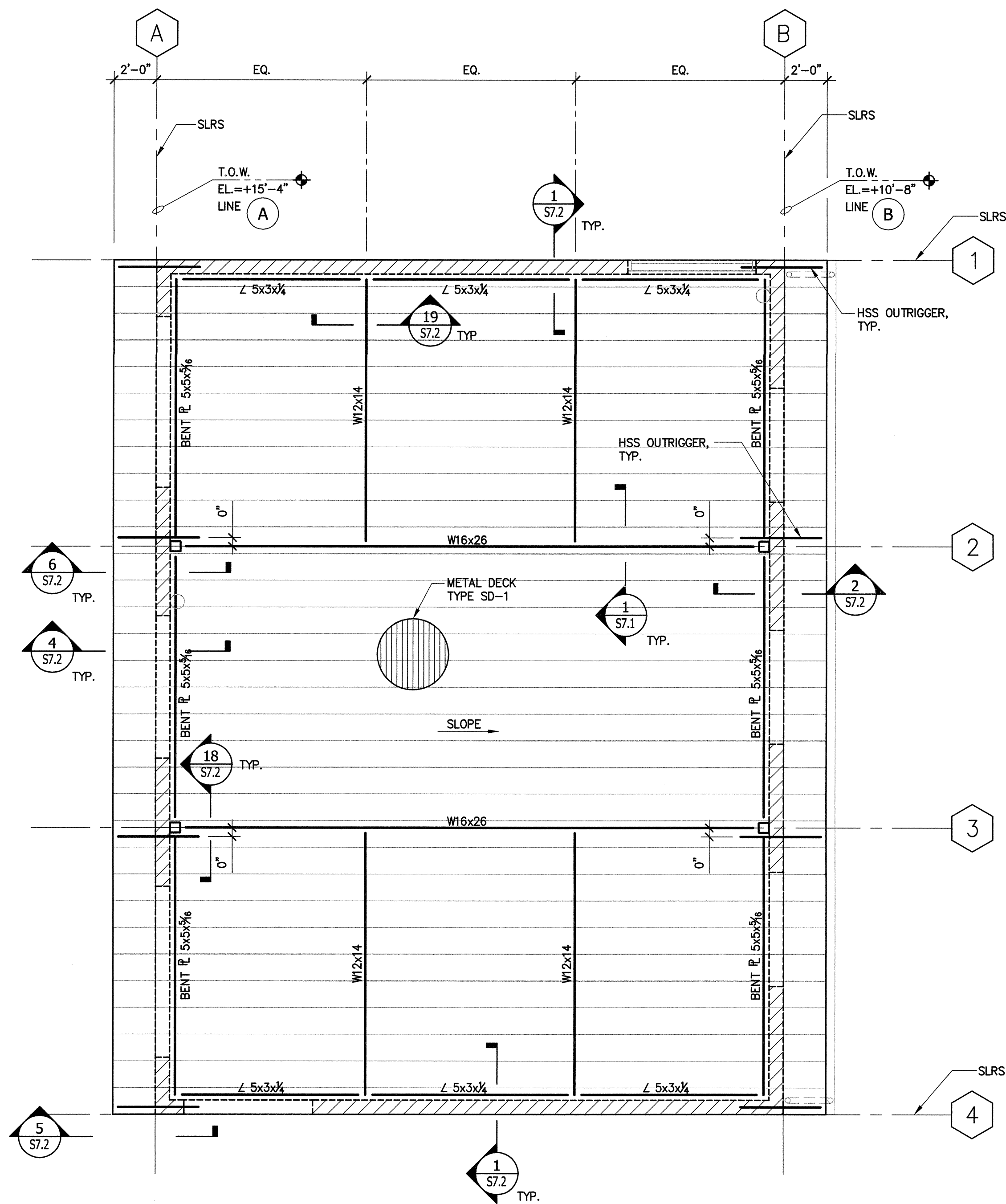
CHECKED **JKW**

SCALE

JOB NO. **2921.01**

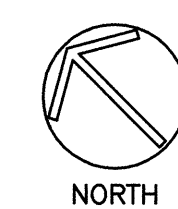
SHEET NUMBER

S2.1



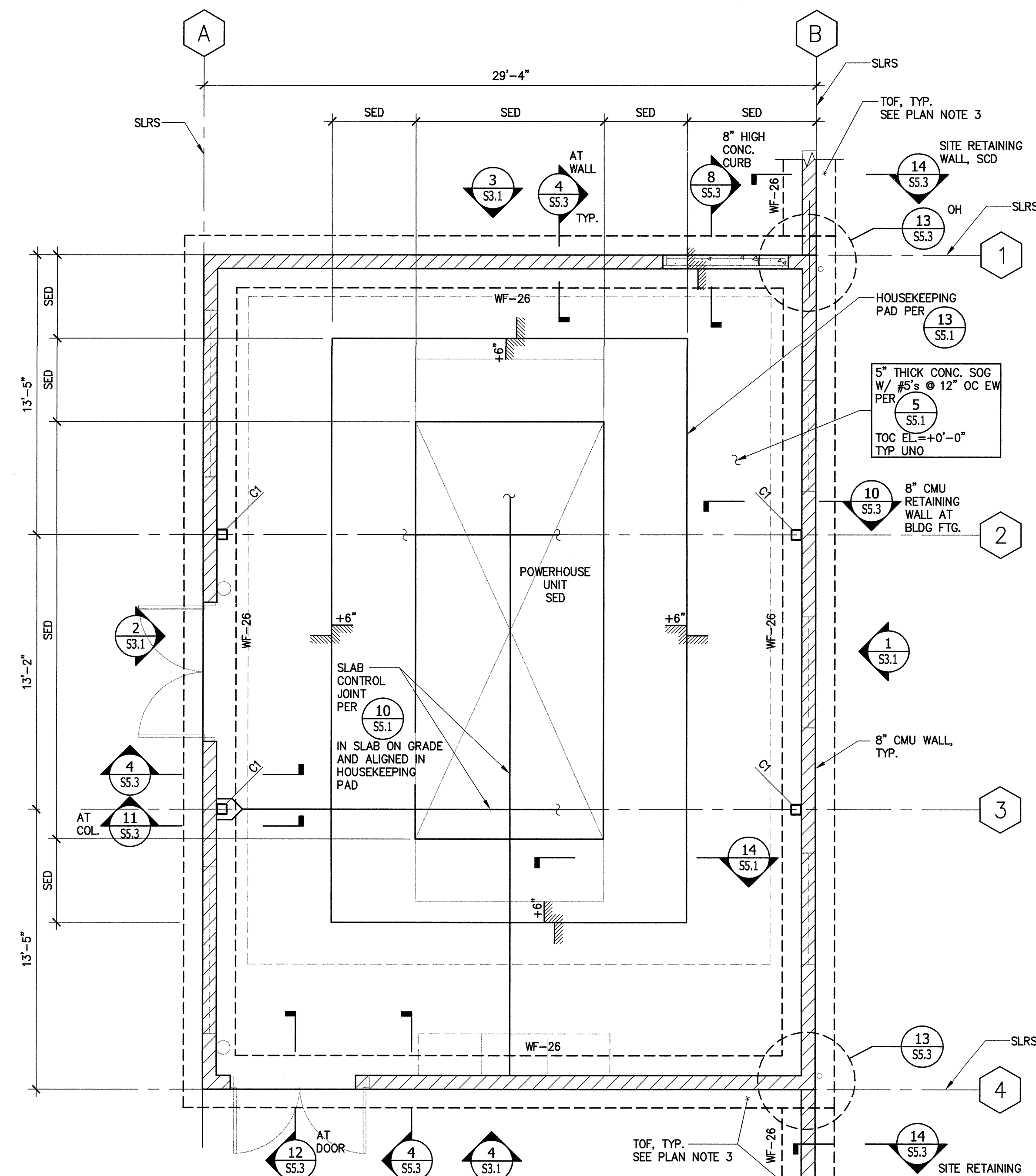
**2 ROOF FRAMING PLAN
BLDG 30**

Scale: 1/4"=1'-0"



ROOF FRAMING NOTES:

- SEE GENERAL NOTES ON SHEET S0.1 AND FOUNDATION PLAN NOTES 1/S2.1.
- SEE SHEET S7.1 FOR TYPICAL METAL DECK DETAILS.
- SEE SHEET S7.1 FOR TYPICAL STEEL FRAMING DETAILS.
- BEAMS SHALL BE EQUALLY SPACED IN BAYS U.O.N.
- STEEL DECK DIRECTION IS DENOTED THUS: AND PERPENDICULAR TO SUPPORTING FRAMING MEMBERS. SEE STEEL DECK SCHEDULE 10/S7.1 FOR STEEL DECK PROPERTIES AND WELDING.
- SEE DRAWINGS OTHER THAN STRUCTURAL FOR DEPRESSIONS, SLOPES, CURBS, MECHANICAL, ELECTRICAL, AND SHARP OPENINGS, ETC.
- FOR PLAN DIMENSION NOT SHOWN SAD.



**1 FOUNDATION PLAN
BLDG 30**

Scale: 1/4"=1'-0"



FOUNDATION NOTES:

- SEE GENERAL NOTES ON SHEET S0.1.
- FOUNDATION PLAN IS TAKEN ABOVE SLAB-ON-GRADE. NOMINAL TOP OF SLAB ELEVATION IS CALLED OUT IN PLAN. RELATIVE SLAB ELEVATIONS WITH RESPECT TO FINISH FLOOR ELEVATION ARE SHOWN THUS: [+6"], ETC. SCD FOR CIVIL REFERENCE ELEVATIONS.
- ELEVATIONS OF TOP OF FOOTINGS WITH RESPECT TO SLAB REFERENCE ELEVATIONS ARE AT TOP OF SLAB -11", U.O.N.
- FOR DRAINAGE DETAILS, SUMPS, PITS, DAM PROOFING, TRENCHES, CURBS, EXTERIOR WALKS, UTILITIES, EQUIPMENT DETAILS, STEPS, ETC., SEE DRAWINGS OTHER THAN STRUCTURAL.
- MARKS F1, ETC. DENOTE FOOTING TYPE. SEE SCHEDULE ON SHEET S5.2.
- MARKS WF-26, ETC. DENOTE WALL FTG TYPE. SEE SCHEDULE ON SHEET S5.2.
- MARKS C1, ETC. DENOTE COLUMN TYPE. SEE SCHEDULE ON SHEET S7.1.
- CONTROL JOINT LOCATIONS SHALL BE APPROVED BY THE ARCHITECT PRIOR TO PLACING ANY CONCRETE. SEE 10/S5.1.
- FOR TYPICAL CONCRETE DETAILS, SEE SHEET S5.1.
- FOR TYPICAL CMU DETAILS, SEE SHEET S5.3.
- FOR TYPICAL PIPE PENETRATIONS AT WALL FOOTINGS, SEE 12/S5.1.
- FOR PLAN DIMENSION NOT SHOWN SAD.
- NO PIPES OR CONDUITS SHALL BE EMBEDDED IN MASONRY WALL CELLS UNLESS SHOWN.