


**KEYNOTES**



KEYNOTE	DESCRIPTION	DET/SHT	COLOR / FINISH
01	CONCRETE PAVING	01/ L4.01	NATURAL GREY / MEDIUM BROOM
02	CONCRETE PAVING	01/ L4.01	NATURAL GREY / MEDIUM SANDBLAST FINISH
03	COLORLED CONCRETE PAVING	01/ L4.01	INTEGRAL COLOR-SOLOMON 'CANVAS' MEDIUM BROOM FINISH
04	COLORLED CONCRETE PAVING	01/ L4.01	INTEGRAL COLOR-SOLOMON 'CANVAS' MEDIUM SANDBLAST FINISH
05	CONCRETE SEATWALL AT FOUNTAIN	13/ L4.01	NATURAL GREY W/ ARDEX FINISH LIGHT SANDBLAST
06	AQUATICS UTILITY WALL	22/ L4.01	NATURAL GREY W/ ARDEX FINISH LIGHT SANDBLAST
07	CONCRETE SEATWALL TYPE 3	16/ L4.01	NATURAL GREY W/ ARDEX FINISH LIGHT SANDBLAST
08	RECYCLED PLASTIC HEADERBOARD	13/ L4.02	BROWN
09	VEHICULAR BOLLARD AND CHAIN	19/ L4.02	-/-
10	FREESTANDING WALL	14/ L4.01	COLOR TO MATCH BLDG 10N ARCH/ SMOOTH PLASTER FINISH
11	CONCRETE RETAINING WALL TYPE 4	14/ L4.01	COLOR TO MATCH BLDG 10N ARCH/ SMOOTH PLASTER FINISH
12	GUARDRAIL/ HANDRAIL @ RETAINING WALL	14/ L4.03	GALVANIZED
13	CONCRETE RETAINING WALL W/ T.S. FENCE	09/ L4.03	NATURAL GREY W/ ARDEX FINISH LIGHT SANDBLAST
14	CONCRETE SEATWALL TYPE 4	09/ L4.01	NATURAL GREY W/ ARDEX FINISH LIGHT SANDBLAST
15	CONCRETE SEATWALL TYPE 2	10/ L4.01	NATURAL GREY W/ ARDEX FINISH LIGHT SANDBLAST
16	CONCRETE TRIANGULAR SEAT	11/ L4.01	NATURAL GREY W/ ARDEX FINISH LIGHT SANDBLAST
17	CONCRETE STAIRS	01/ L4.02	MEDIUM BROOM
18	HANDRAIL AT STAIRS	01/ L4.03	GALVANIZED
19	CHEEK WALL AT STAIRS	03/ L4.02	NATURAL GREY W/ ARDEX FINISH LIGHT SANDBLAST
20	CONCRETE MOW BAND	06/ L4.01	NATURAL GREY / MEDIUM BROOM
21	CONCRETE RETAINING WALL TYPE 8	20/ L4.01	NATURAL GREY W/ ARDEX FINISH LIGHT SANDBLAST
22	SPECTATOR SEATING	20/ L4.03	NATURAL GREY W/ ARDEX FINISH LIGHT SANDBLAST
23	4" CHAINLINK FENCE	15/ L4.04	BLACK
24	DECOMPOSED GRANITE PAVING	05/ L4.01	WITH STABILIZER
25	GRASSROAD PAVERS	10/ L4.03	-/-
26	GRAVEL MULCH	17/ L4.02	1 1/2" TO 2 1/2" GRAY COLOR
27	FLAGPOLE	01/ L4.02	ALUMINUM FINISH, GOLD BALL INTERNAL HALYARD
28	TEACHING STATION BOARD	04/ L4.01	PER DETAIL
29	PLASTER WITH CAP AND FINAL	09/ L4.02	COLOR TO MATCH BLDG 10N ARCH/ SMOOTH PLASTER FINISH
30	TUBE STEEL FENCE	01/ L4.04	PER MANUFACTURER
31	CONCRETE BAND	08/ L4.01	NATURAL GREY / MEDIUM BROOM
32	DOUBLE T.S. PED. GATE W/ PANIC HARDWARE	04/ L4.04	BLACK POWDER COAT PER MANUFACTURER
33	PLASTER WITH CAP	13/ L4.02	COLOR TO MATCH BLDG 10N ARCH/ SMOOTH PLASTER FINISH
34	PAVERS	23/ L4.01	CUBICAL SERIES 1104 PER MANUFACTURER
35	GUARDRAIL & HANDRAIL @ BLDG 1 STAIRS	18/ L4.03	GALVANIZED
36	FIRE DEPT. KNOX BOX	-/-	MODEL 3200, HINGED DOOR
37	"BULLDOG ATHLETICS" SIGNAGE	23/ L4.03	COLOR TO MATCH BLDG 10N ARCH/ SMOOTH PLASTER FINISH
38	CHEEK WALL AT SLOPED WALK	13/ L4.03	NATURAL GREY W/ ARDEX FINISH LIGHT SANDBLAST
39	PEDESTRIAN DIRECTIONAL TRAILBLAZER SIGN	04/ G1.01	-/-
40	PRIMARY VEHICULAR DIRECTIONAL SIGN	05/ G1.01	-/-
41	CAMPUS MAP DIRECTORY TYPE 1	02/ G1.01	-/-
42	ACCESSIBLE ROUTE DIRECTIONAL SIGN	16/ L4.04	-/-
43	PARKING LOT IDENTIFICATION SIGN	04/ G1.01	-/-
44	DRINKING FOUNTAIN	18/ L4.04	ALUMINUM PER MANUFACTURER
45	BIKE RACK	02/ L4.04	GALVANIZED
46	AQUATICS ENTRY GATE	09/ L4.04	BLACK POWDER COAT PER MANUFACTURER
47	HANDRAIL AT SPECTATOR SEATING	02/ L4.03	GALVANIZED

**REFERENCE KEYNOTES**

KEYNOTE	DESCRIPTION	COMMENTS
A	A.C. PAVING	PER CIVIL PLANS
B	CONCRETE CURB	PER CIVIL PLANS
C	PARKING LOT STRIPING	PER CIVIL PLANS
D	PAVEMENT MARKINGS	PER CIVIL PLANS
E	CONCRETE WHEEL STOP - 4' W	PER CIVIL PLANS
F	CONCRETE CURB RAMP	PER CIVIL PLANS
G	BOLLARD	PER CIVIL PLANS
H	ACCESSIBLE PARKING PAVEMENT MARKING	PER CIVIL PLANS
J	ACCESSIBLE PARKING STALL SIGNAGE	PER CIVIL PLANS
K	ACCESSIBLE DROP OFF ZONE	PER CIVIL PLANS
L	TRUNCATED DOMES	PER CIVIL PLANS
M	ACCESSIBILITY TOW AWAY SIGN	PER CIVIL PLANS
N	POOL LIFT	PER AQUATICS PLANS
P	FOUNTAIN 1	PER FOUNTAIN PLANS
Q	FOUNTAIN 2	PER FOUNTAIN PLANS
R	FOUNTAIN 3	PER FOUNTAIN PLANS
S	EXISTING PLAQUE	PROTECT IN PLACE
T	SURGE CHAMBER	PER AQUATICS PLANS
U	6" RATED CONCRETE PLATFORM	PER CIVIL PLANS
V	PLANTER POT	BY OWNER
W	SLOT DRAIN	PER CIVIL PLANS
X	FIRE HYDRANT	PER CIVIL PLANS
Y	EXISTING MEDIAN	PROTECT IN PLACE
Z	EXISTING A.C. PAVING	PROTECT IN PLACE
AA	EXISTING COLONADE	PROTECT IN PLACE
BB	EXISTING STAIRS	PROTECT IN PLACE
CC	EXISTING CONCRETE PAVING	PROTECT IN PLACE
DD	BUS SHELTER	BY OWNER
EE	RELOCATED STOP SIGN	PER CIVIL PLANS
FF	RELOCATED PARKING PERMIT MACHINE	PER CIVIL PLANS
GG	TRAFFIC SIGN	SEE CIVIL PLANS
HH	RETAINING WALL AT LOADING DOCK	SEE BLDG 10N DWGS
JJ	WALKOFF MATS	SEE BLDG 10N DWGS
KK	LIGHTING FIXTURE	PER ELECTRICAL PLANS
LL	CONCRETE SURROUND AT AQUATICS UTILITIES	PER AQUATICS PLANS



McCarthy Building Companies, Inc.  
343 Sansome Street, 14th Floor  
San Francisco, California 94104  
P 415 364-1339  
F 415 397-5999



IDENTIFICATION STAMP  
DIV. OF THE STATE ARCHITECT  
OFFICE OF REGULATION SERVICE  
APPL. # 01-110097  
AC. No. 19 SEPT 2008  
DATE: APR 09 2009  
FILE NUMBER:

This and all other project documents are the intellectual property of McCarthy Building Companies, Inc. and are not to be reproduced, stored in a retrieval system, or transmitted in any form or by any means, electronic, mechanical, photocopying, recording, or by any information storage and retrieval system, without the prior written permission of McCarthy Building Companies, Inc. The user of these documents is authorized to use them only for the project and site specifically identified in the title block of these documents. Any other use, including reproduction, distribution, or disclosure to third parties, is strictly prohibited. McCarthy Building Companies, Inc. shall not be liable for any damages, including consequential damages, arising from the use of these documents. © Copyright 2008

College of San Mateo  
Site Package  
San Mateo, CA  
Developed for  
San Mateo County Community College District

Revision	Description	Date
19	SEPT 2008	
DS4	SUBMITTAL	09 APRIL 2009
DS4	FINAL	

Job No. 27082 30  
Date 09 APRIL 2009  
Drawn by AG, RF  
Checked by SM  
Scale AS SHOWN

**LAYOUT AND MATERIALS PLAN**  
**L1.05**