

PROJECT TEAM

Client/Owner
 San Mateo Community College District
 3401 CSM Drive
 San Mateo, California 94402
 Tel: 650.574.6512
 FAX: 650.574.6574

Architects
 Noll & Tam Architects
 729 Heinz Avenue, Suite 7
 Berkeley, California 94710
 Tel: 510.649.8295
 FAX: 510.649.3008

Civil Engineers
 BKF Engineers
 1646 North California Boulevard, Suite 400
 Walnut Creek, California 94596
 Tel: 925.940.2200
 FAX: 925.940.2299

Structural Engineers
 KPW, Inc.
 130 Webster Street, Suite 200
 Oakland, California 94607
 Tel: 510.208.3300
 FAX: 510.208.3303

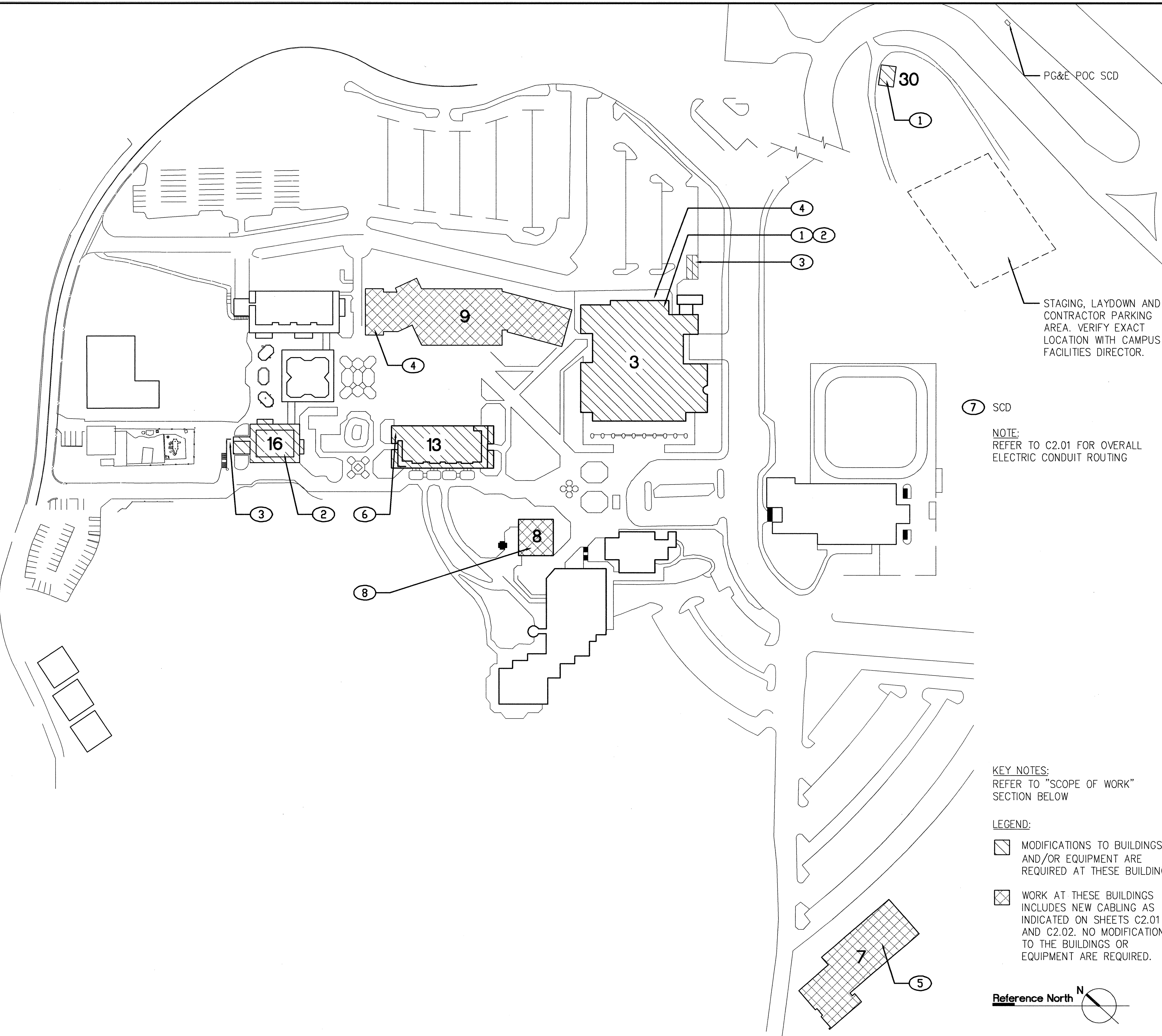
Mechanical Engineers
 McCracken & Woodman
 355 Grand Avenue
 Oakland, California 94610
 Tel: 510.763.4891
 FAX: 510.763.0619

Electrical Engineers
 JMS Engineers
 2081 Camino de los Robles
 Menlo Park, California 94025
 Tel: 650.854.7585

Security/Telecommunications
 TeeCom Design Group
 1333 Broadway, Suite 601
 Oakland, California 94612
 Tel: 510.337.2800
 FAX: 510.337.2804

GENERAL SITE PLAN

NOT TO SCALE

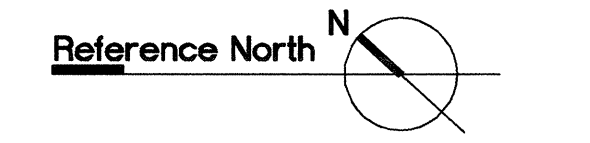


STAGING, LAYDOWN AND CONTRACTOR PARKING AREA. VERIFY EXACT LOCATION WITH CAMPUS FACILITIES DIRECTOR.

SCD
 NOTE: REFER TO C2.01 FOR OVERALL ELECTRIC CONDUIT ROUTING

KEY NOTES:
 REFER TO "SCOPE OF WORK" SECTION BELOW

- LEGEND:**
- MODIFICATIONS TO BUILDINGS AND/OR EQUIPMENT ARE REQUIRED AT THESE BUILDINGS.
 - WORK AT THESE BUILDINGS INCLUDES NEW CABLING AS INDICATED ON SHEETS C2.01 AND C2.02. NO MODIFICATIONS TO THE BUILDINGS OR EQUIPMENT ARE REQUIRED.



Cañada College

ELECTRICAL INFRASTRUCTURE REPLACEMENT PROJECT

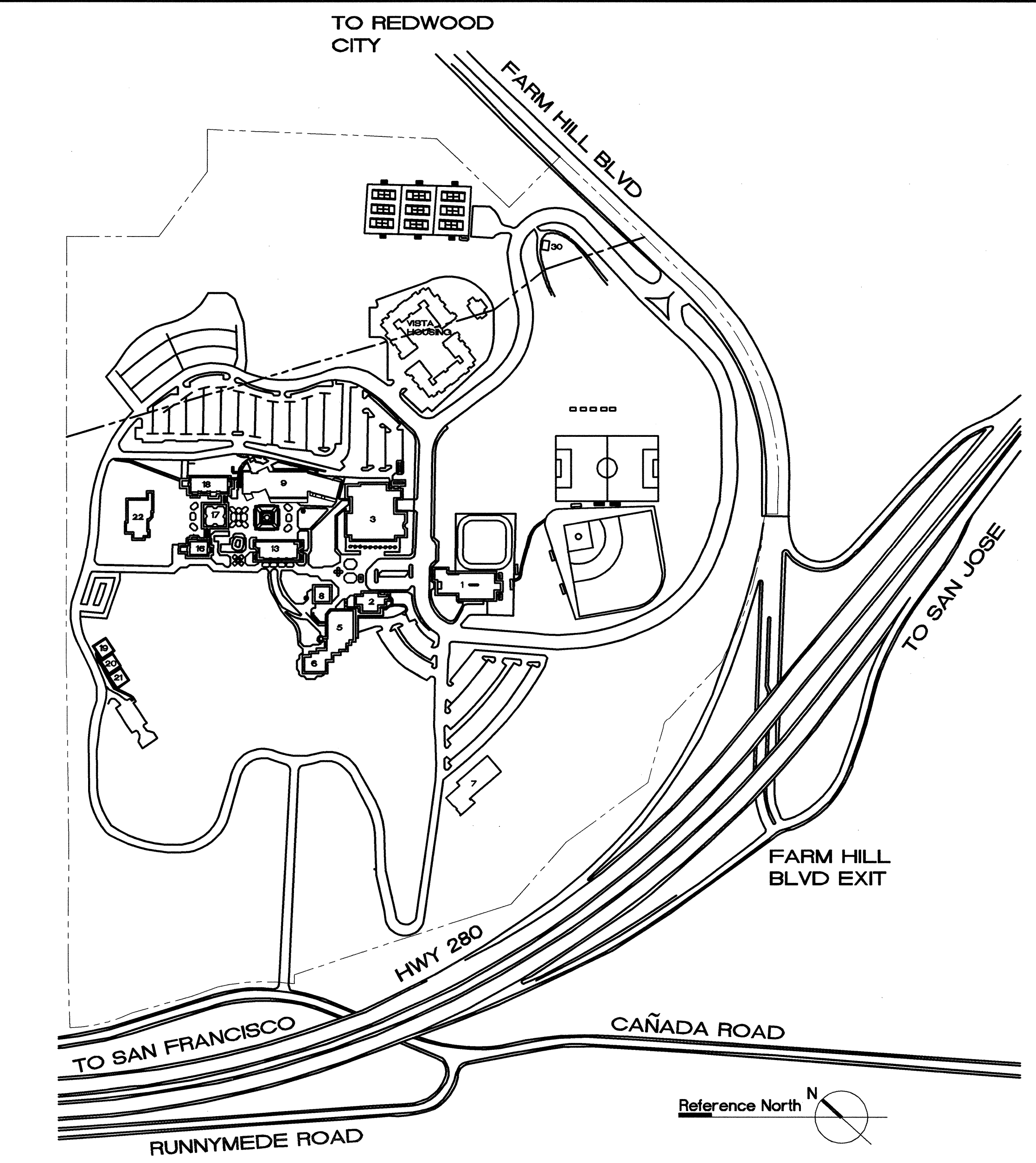
San Mateo County Community College District

noll & tam
 architects and planners

729 Heinz Avenue
 Berkeley, CA 94710
 510.649.8295
 fax 510.649.3008

VICINITY MAP

NOT TO SCALE

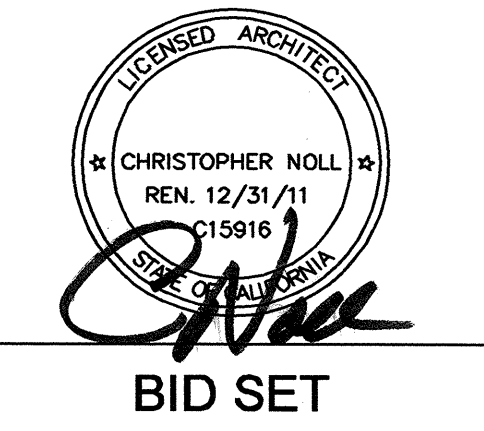


File # 41-C1
 IDENTIFICATION STAMP
 DIVISION OF THE STATE ARCHITECT
 APPLICATION NUMBER 05-111618
 AC: [Signature]
 DATE: 02/09/2011

CALIFORNIA STATE FIRE MARSHAL
 APPROVED

CAÑADA COLLEGE
 Electrical Infrastructure Replacement Project

4200 Farm Hill Blvd
 Redwood City, CA 94061



BID SET

CODE COMPLIANCE

2007 CBC, TITLE 24 CCR (WITH 2007 AMENDMENTS.)

- Part 1 Building Standards Administrative Code
- Part 2 California Building Code
- Part 3 California Electrical Code
- Part 4 California Mechanical Code
- Part 5 California Plumbing Code
- Part 6 California Energy Code
- Part 9 California Fire Code
- Part 12 California Referenced Standards Code
- State Fire Marshal Regulations National Reference Standards
- ADA Code of Federal Regulations including Amendments
- ASD(AISC) Manual of Steel Construction, 13th Edition
- ACI-318-05 Code & Commentary
- 2002 NFPA 13 Installation of Sprinkler Systems
- 2007 NFPA 14 Installation of Standpipe, Private Hydrant and Hose Systems
- 2002 NFPA 17A to a UL 300 for Class I Hood Fire Suppression System. (Wet Chemical Extinguishing Systems)
- 2007 NFPA 24 Installation of Private Fire Service Mains and Their Appurtenances
- 2007 NFPA 72 National Fire Alarm Code
- NFPA 90A, 2002 Edition
- 1994 ADAAG GUIDELINES

**CHAPTER 4 PART 1, TITLE 24
 C.C.R. ADMINISTRATIVE REQUIREMENTS (PARTIAL LISTING ONLY)**

1. A copy of Parts 1 through 6, Title 24, C.C.R. shall be kept on the job site at all times.
2. All change orders and addenda to be signed by the Architect and the Owner and approved by DSA. Change orders are not valid until approved by DSA Section 4-338, Part 1, Title 24.
3. All tests to conform to the requirements of Section 4-335, Part 1, Title 24, and approved T & I sheet.
4. Tests of materials and testing laboratory shall be in accordance with Section 4-335 of Part 1, Title 24 and the District shall employ and pay the laboratory. Costs of re-test may be back charged to the Contractor.
5. DSA shall be notified at the start of construction and prior to the placement of concrete per Section 4-331, Part 1, Title 24.
6. Inspector shall be approved by DSA. Inspector shall be in accordance with Section 4-333(b). The duty of the Inspector shall be in accordance with Section 4-342, Part 1, Title 24.
7. Supervision of Construction by DSA shall be in accordance with section 4-334, Part 1, Title 24.
8. Contractor, Inspector, Architect, and Engineers shall submit verified reports (Form DSA 6 or DSA 6A/E as applicable) in accordance with Section 4-336 and 4-343, Part 1, Title 24.
9. The Architect and the Structural Engineer shall perform their duties in accordance with Section 4-333(a) and 4-341, Part 1, Title 24.
10. The Contractor shall perform his duties in accordance with Section 4-343, Part 1, Title 24.
11. The intent of these drawings and specifications is that the work of the alteration, rehabilitation or reconstruction is to be in accordance with Title 24, California Code of Regulations. Should any existing conditions such as deterioration or non-complying construction be discovered which is not covered by the contract documents wherein the finished work will not comply with Title 24, California Code of Regulations, a change order, or a separate set of plans and specifications, detailing and specifying the required work shall be submitted to and approved by the Office before proceeding with the work.

DIVISION OF THE STATE ARCHITECT REQUIREMENTS

1. Addenda and Changes as per Section 4-338.
2. Inspector approved by DSA- **Class 1 or 2 Certification**
3. Inspector and Continuous inspection of work per Section 4-333(b) and 4-342.
4. Tests and testing laboratory per Section 4-335 (Owner shall pay the testing laboratory).
5. Special inspection per Section 4-333(c).
6. Contractor shall submit verified report per section 4-336 & 4-343 (c).
7. Administration of Construction per Part 1, Title 24, C.C.R.
8. Duties of Architect, Structural Engineer, or Professional Engineer per Section 4-333(a) and 4-341.
9. Duties of contractor per Section 4-343.
10. Verified Reports per Section 4-336.
11. A copy of Part 1 through 6 of Title 24, shall be kept and available in field during Construction.
12. DSA shall be notified on start of construction per Section 4-331.
13. Supervision by DSA per Section 4-343.
14. DSA is not subject to Arbitration.
15. The Contractor(s) shall sign a "Statement of Responsibility" in accordance with Section 1706A of Title 24, Part 2 and deliver it to the project inspector prior to start of work.

SCOPE OF WORK

1. CONSTRUCT (N) BLDG 30. PROVIDE (N) PRIMARY SERVICE SWITCHGEAR AT (N) LOCATION IN (N) BLDG 30. DEMO (E) PRIMARY SERVICE SWITCHGEAR AT BLDG 3.
2. PROVIDE (N) LOAD CENTER #1 (BLDG 3) AND LOAD CENTER #2 (BLDG 16) AT (E) LOCATIONS.
3. PROVIDE TWO (N) DISTRIBUTION SWITCHES, AND PROVIDE SCREENING ENCLOSURES (BLDG 3 & 16).
4. REFEED (E) LOAD CENTER #3 (BLDG 9) AND CONNECT TO (N) SWITCH. DEMO (E) SWITCH THAT SERVES BLDG 9 (BLDG 3).
5. REFEED (E) LOAD CENTER AT BLDG 7 AND CONNECT TO (N) SWITCH.
6. PROVIDE (N) TRANSFORMER AT BLDG 13.
7. REMOVE (E) UNDERGROUND CABLING AND PROVIDE (N) ELECTRICAL CONDUCTORS.
8. PROVIDE TELCOM AND SECURITY CABLING FROM (E) CAMPUS MDF AT BLDG 8 TO (N) BLDG 30. SEE C2.02

PROJECT INFORMATION

DEFERRED APPROVAL ITEMS		DSA APPLICATION NUMBERS	
NONE		BUILDING 1:	27796
		BUILDING 2:	41554, 105352
		BUILDING 3:	27796, 105352, 105227, 105993, 106992
		BUILDING 5:	27796, 110074
		BUILDING 6:	27796, 110074
		BUILDING 7:	106959
		BUILDING 8:	27796, 106937
		BUILDING 9:	106448
		BUILDING 13:	27796
		BUILDING 16:	27796, 107611
		BUILDING 17:	27796, 105352
		BUILDING 18:	27796, 105993, 107611
		BUILDING 21:	108931
		BUILDING 22:	108931
		PREFAB CELL PHONE BLDG:	100925
		CAMPUS-WIDE FIRE ALARM UPGRADE: RAMP FOR CAMPUSWIDE ACCESSIBILITY: GATEWAYS:	105931
			106214
			109241

SHEET TITLE
Cover Sheet

REVISIONS		
NO.	DATE	DESCRIPTION

DATE: **January 14, 2011**

DRAWN: **TC/AL**
 CHECKED: **MM**
 SCALE: **NA**
 JOB NO.: **2921.01**

SHEET NUMBER
GO.00