

NOTE:  
LOAD CENTER TO BE LOCATED  
AT EQUIPMENT SPACE. IF THE  
LOAD CENTER IS REMOTELY  
LOCATED, PROVIDE A MANUAL  
DISCONNECT FOR EACH MOTOR.

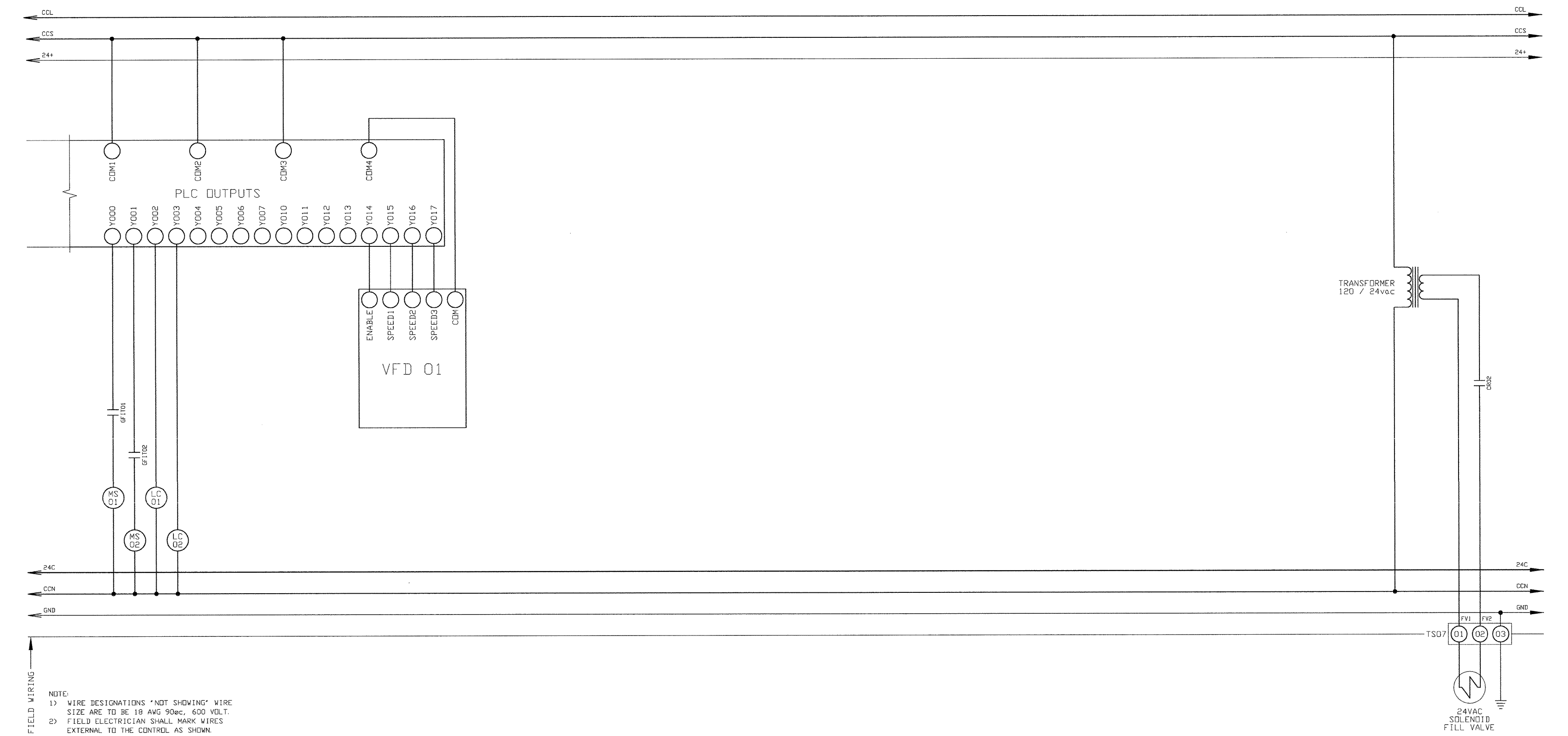
College of San Mateo 10CN fountain		GFCI	LIGHTING	RECEPTACLE	OTHER	L1	L2	L3	BREAKER	MMS	Breaker or MMS
Cir:	Desc:					#a	Watts	Watts			Poles: Amps:
1	Display pump, submersible, 3 hp	X		X		10.9	1,309	1,309		X	3
2	Filter pump, submersible, 2hp	X		X		7.7	925	925		X	3
3	Fountain lighting, 3x 150watt	X	X			3.8	450	600	X		1 20
4	Fountain lighting, 4x 150watt	X	X			5.0			X		1 20
5	Convenience receptacle	X		X		0.0			X		1 20
6	Control circuit	X		X		0.8			X		1 20
						Subtotals:	2,683	2,833	2,333		Watts
						Total watts:	7,849				
						Voltage:	208				
						Amperage:	21.79				
						Phase:	3				
						Service (minimum):	32.69				

REFER TO THE NFPA NATIONAL  
ELECTRICAL CODE ARTICLE  
680 FOR CODES APPLICABLE  
TO WATER FOUNTAINS.

GROUND BUS, ISC = 5,000V  
30% EQUIPMENT GROUND BUSS  
100% NEUTRAL BUSS REQUIRED  
SURFACE MOUNT ENCLOSURE

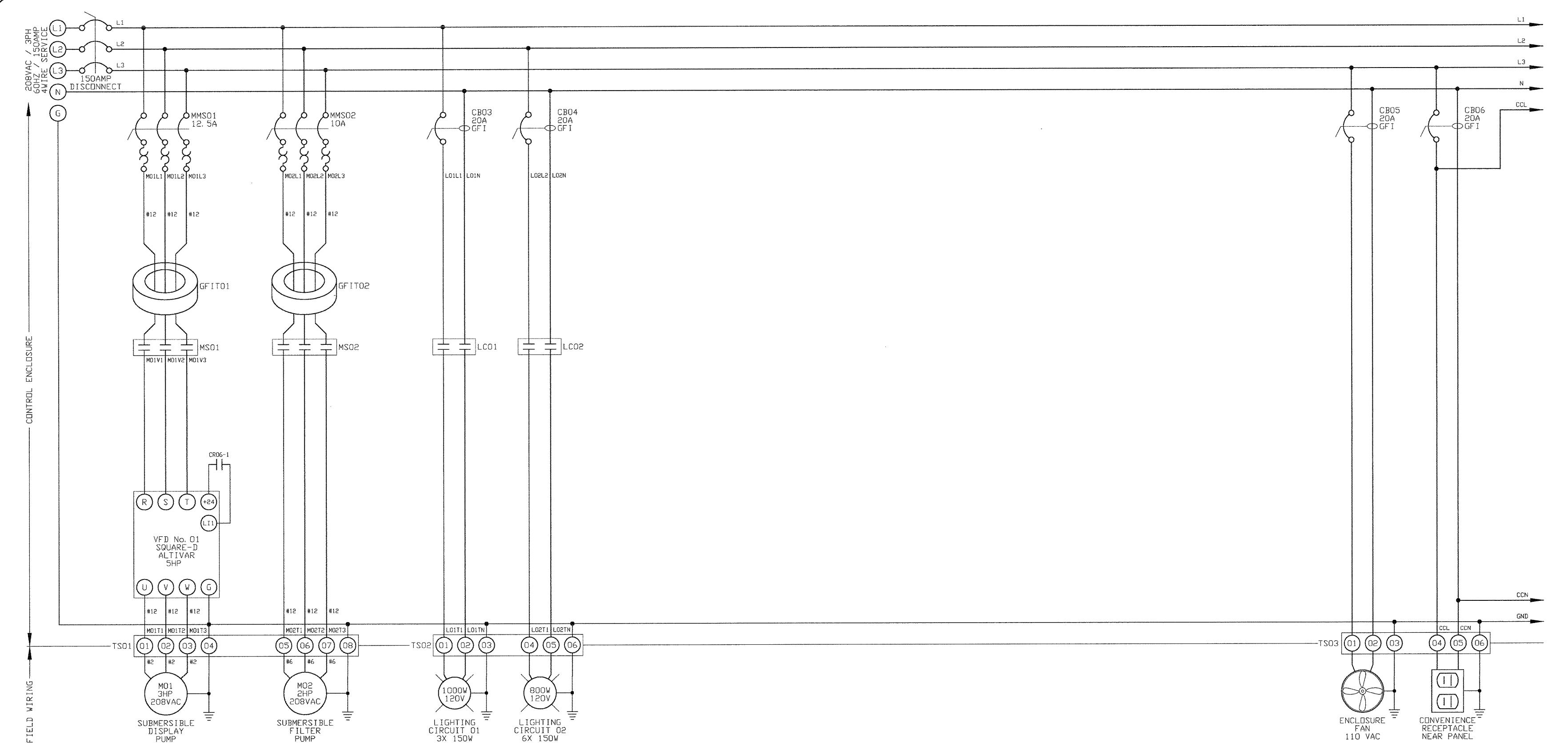
Fountain Power Distribution Schedule

Scale: None



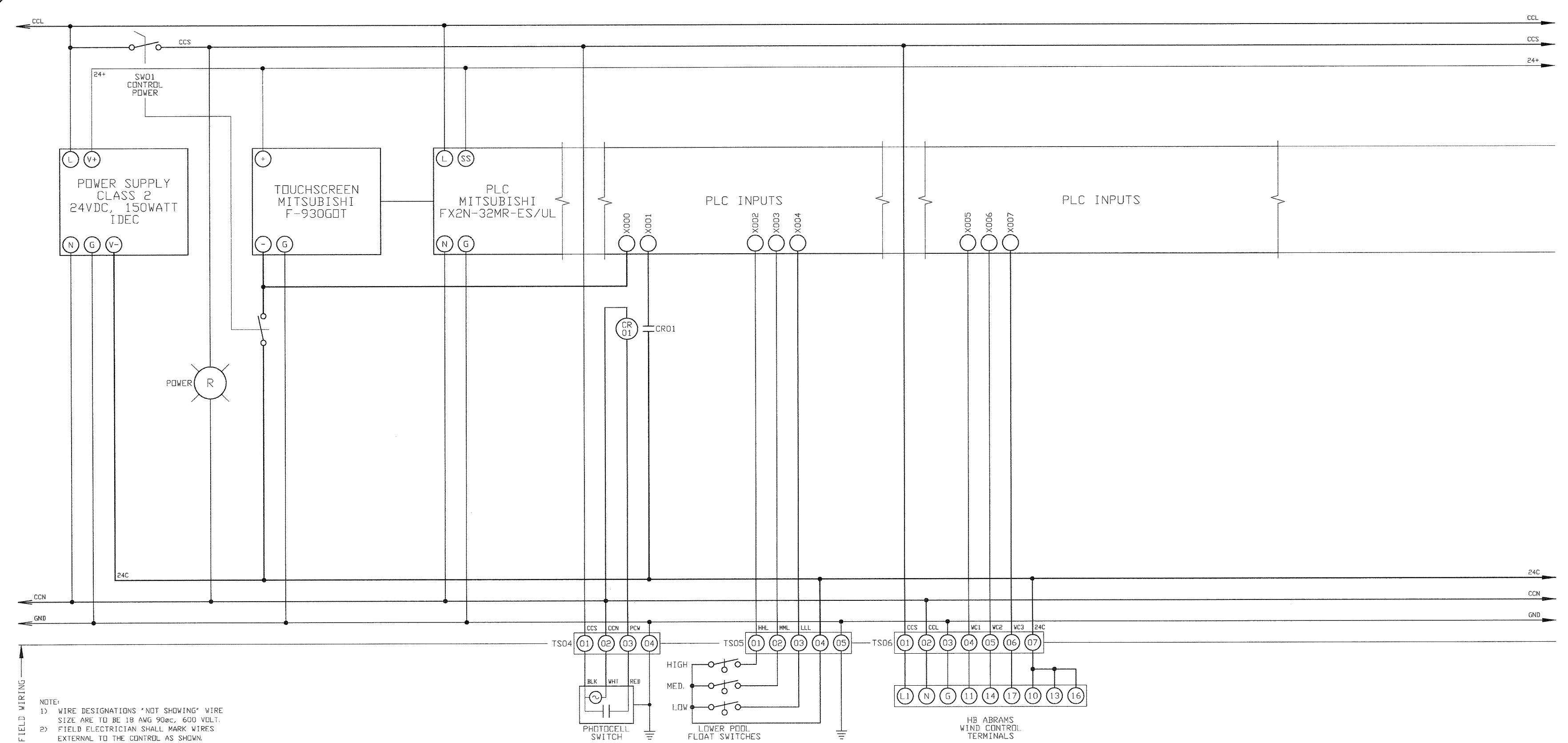
Fountain Control Schematic No. 02

Scale: None



Power Distribution Schematic No. 1

Scale: None



Fountain Control Schematic No. 01

Scale: None



This set of other project documents and all their contents and design incorporated herein are instruments of service. No project documents are to be registered property of LPA, Inc. (LPA) and cannot be lawfully used in whole or in part for any project or purpose except as described in the contract. Any reproduction or modification without the written consent of LPA is prohibited. The name of any firm or individual shall not be used in any project document without the prior written consent of LPA. LPA and its consultants shall be responsible for the accuracy of documents and are not responsible for any discrepancies between project documents and the master documents.

IDENTIFICATION STAMP  
DIVISION OF THE STATE ARCHITECT  
APR 09 2009  
DATE: APR 09 2009

College of San Mateo  
Site Package  
San Mateo, CA  
Developed for  
San Mateo County Community College District

Date	Revision	Description

Date	Revision	Description
13 SEPT 2008	01	DSR SUBMITTAL
09 APRIL 2009	02	DSR FINAL

Job No.	27082.30
Date	09 APRIL 2009
Drawn by	VM
Checked by	LM
Scale	AS SHOWN