

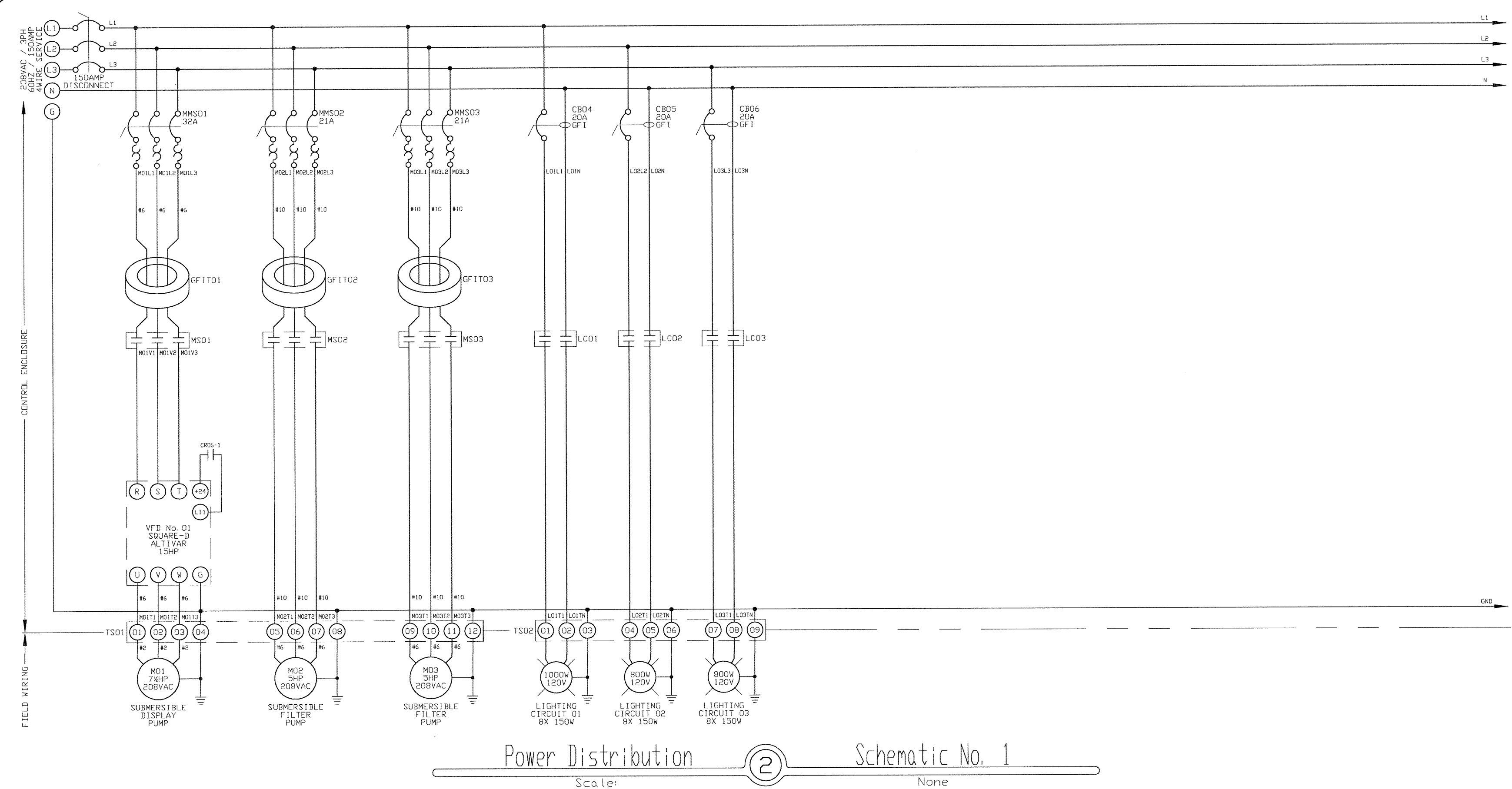
NOTE:  
LOAD CENTER TO BE LOCATED  
AT EQUIPMENT SPACE. IF THE  
LOAD CENTER IS REMOTELY  
LOCATED, PROVIDE A MANUAL  
DISCONNECT FOR EACH MOTOR.

College of San Mateo Plaza fountain (each)		UNIDIRECTIONAL RECEPTACLE	OTHER	L1	L2	L3	BREAKERS	WMS	Breaker or MMS rated capacity:
208Y120 vac / 3ph / 4wire loads	Location:			fa	Watts	Watts	Watts		Poles / Amps:
1	Display pump, submersible, 7.5 hp	X	X	28.5	3,182	3,182		X	3
2	Filter pump, submersible, 5hp	X	X	18.3	2,198	2,198		X	3
3	Filter pump, submersible, 5hp	X	X	18.3	2,198	2,198		X	3
4	Fountain lighting, 3x 150watt	X	X	3.8	450	450		X	1 20
5	Fountain lighting, 3x 150watt	X	X	3.8	450	450		X	1 20
6	Fountain lighting, 3x 150watt	X	X	3.8	450	450		X	1 20
7	Convenience receptacle	X	X	0.0	0	0		X	1 20
8	Control circuit	X	X	0.0	0	0		X	1 20
				Subtotals:	8,027	8,027	8,127		Watts
				Total watts:	24,181				
				Voltage:	208				
				Amperage:	67.12				
				Phase:	3				
				Service (minimum):	83.62				


REFER TO THE NFPA NATIONAL  
ELECTRICAL CODE ARTICLE  
680 FOR CODES APPLICABLE  
TO WATER FOUNTAINS.

GROUND BUS, ISC = 5,000V  
30% EQUIPMENT GROUND BUSS  
100% NEUTRAL BUSS REQUIRED  
SURFACE MOUNT ENCLOSURE

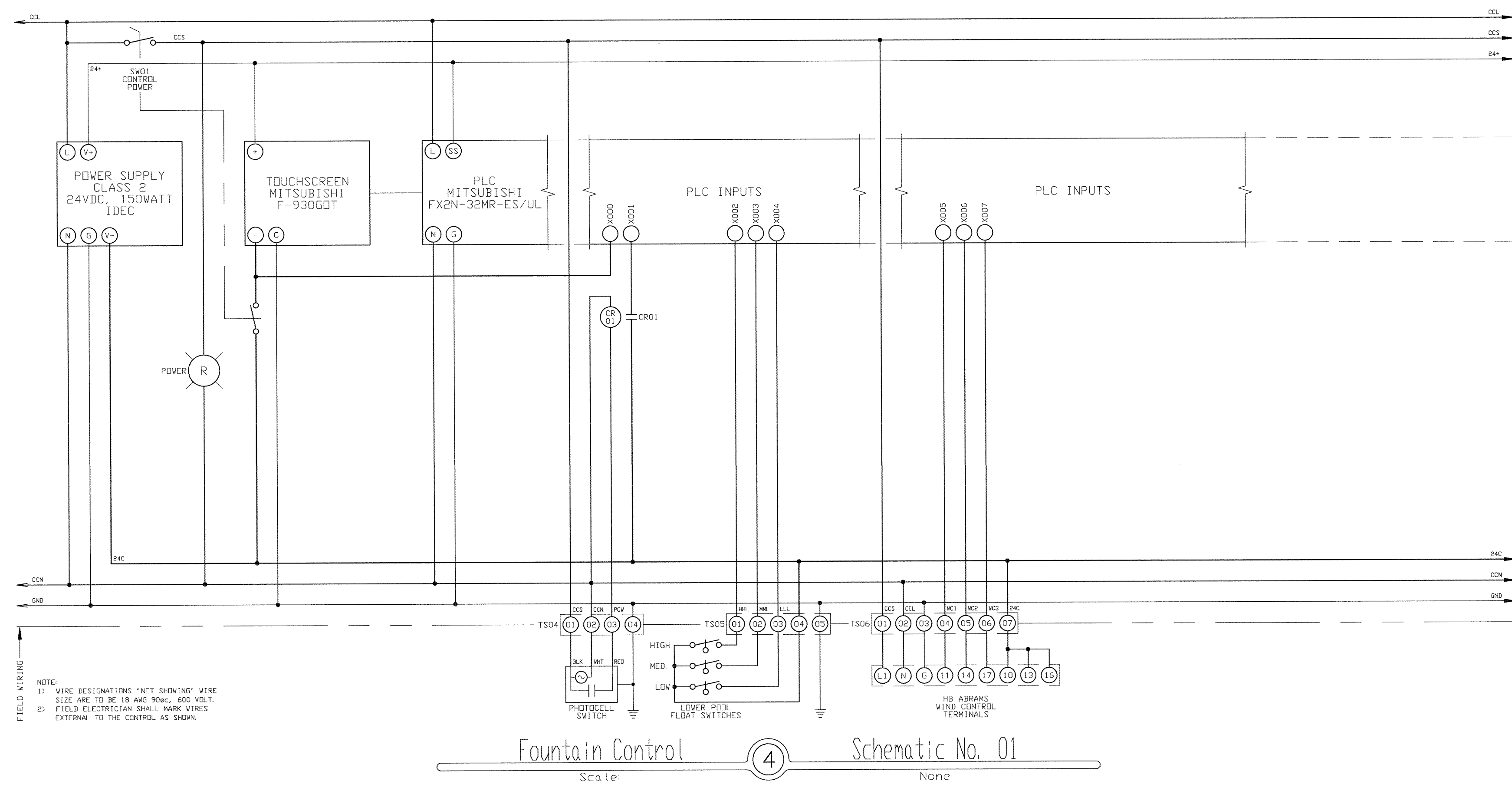
Fountain Power Distribution Schedule  
Scale: ① None



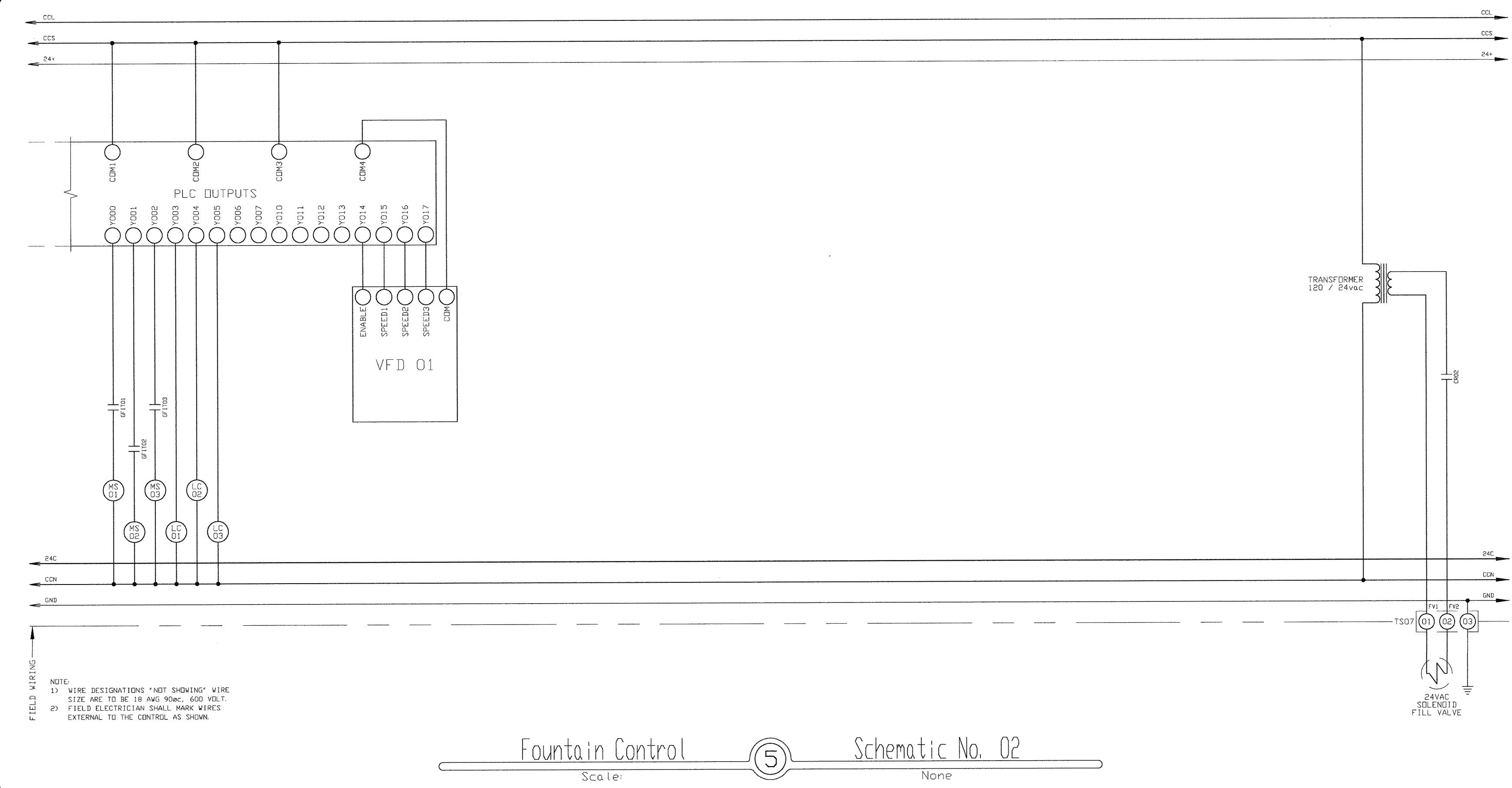
Power Distribution Schematic No. 1  
Scale: ② None



Power Distribution Schematic No. 2  
Scale: ③ None




Fountain Control Schematic No. 01  
Scale: ④ None



Fountain Control Schematic No. 02  
Scale: ⑤ None

NOTE: ELECTRICAL LOAD AND SCHEMATICS  
TYPICAL ONE OF TWO IDENTICAL SYSTEMS

Not Used Schematic No. 03  
Scale: ⑥ None



McCarthy Building Companies, Inc.  
343 Sansome Street, 14th Floor  
San Francisco, California 94104  
P 415 364-1339  
F 415 397-5999



Formosa  
Fountains & Engineering Company  
412 E. Commonwealth Ave., Suite 1  
Fullerton, Calif., 92833  
Tel: (714) 526-6626 / Fax: (714) 526-6616  
www.formosafountains.com

This and all other project documents are the intellectual property of Formosa & Engineering Company, Inc. (FEC) and cannot be used, copied, or reproduced in any form without the written consent of FEC. The user of this document is responsible for obtaining all necessary permits and licenses for the use of this document. The user of this document is responsible for obtaining all necessary permits and licenses for the use of this document. The user of this document is responsible for obtaining all necessary permits and licenses for the use of this document.

IDENTIFICATION STAMP  
DIVISION OF THE STATE ARCHITECT  
APR 09 2009  
DATE: APR 09 2009

College of San Mateo  
Site Package  
San Mateo, CA  
Developed for  
San Mateo County Community College District

Revision	Description	Date
1	ISSA SUBMITTAL	19 SEPT 2008
2	ISSA FINAL	09 APRIL 2009

Revision	Description	Date
1	ISSA SUBMITTAL	19 SEPT 2008
2	ISSA FINAL	09 APRIL 2009

Job No.	27082.30
Date	09 APRIL 2009
Drawn by	VM
Checked by	LM
Scale	AS SHOWN
<b>FOUNTAIN 1 &amp; 2 ELECTRICAL LOADS &amp; SCHEMATICS</b>	
<b>F1.06</b>	