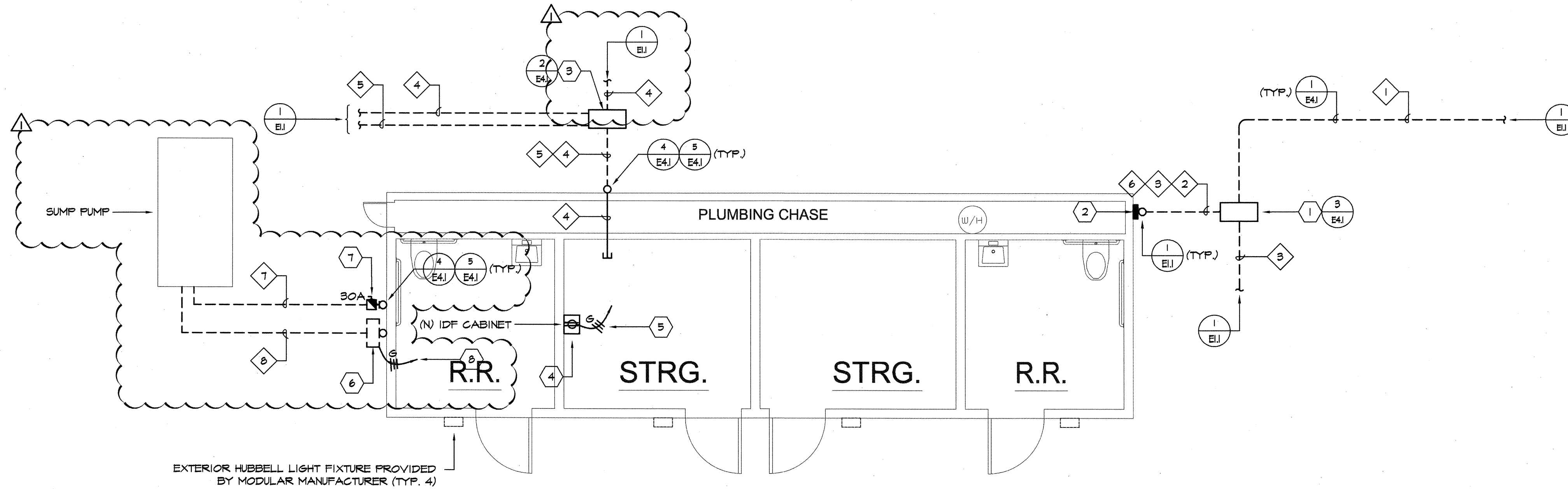


ALL IDEAS, DESIGNS, ARRANGEMENTS, AND PLANS INDICATED OR REPRESENTED BY THIS DRAWING ARE OWNED BY AND THE PROPERTY OF VERDE DESIGN, INC. AND WERE CREATED, EVALUATED, AND DEVELOPED FOR USE ON AND IN CONNECTION WITH THE SPECIFIED PROJECT. NONE OF SUCH IDEAS, DESIGNS, ARRANGEMENTS OR PLANS SHALL BE USED, REPRODUCED, OR PUBLISHED IN WHOLE OR IN PART, OR DISCLOSED TO ANY PERSON, FIRM, OR CORPORATION FOR ANY PURPOSE WHATSOEVER WITHOUT WRITTEN PERMISSION OF VERDE DESIGN, INC.



MODULAR MANUFACTURER GENERAL NOTES:

- ALL LIGHTING, SWITCHES, RECEPTACLES, HVAC UNIT/CONTROLS, WIRING AND ASSOCIATED CONDUIT PROVIDED BY MODULAR MANUFACTURER.
- TITLE 24 DOCUMENTATION PROVIDED BY MODULAR MANUFACTURER.
- INTERIOR ELECTRICAL PANEL PROVIDED BY MODULAR MANUFACTURER.

GENERAL NOTES:

- CONTRACTOR SHALL COORDINATE UNDERGROUND REQUIREMENTS WITH ALL OTHER TRADES TO AVOID CONFLICT.
- SEE SINGLE LINE DIAGRAM FOR CONDUCTOR REQUIREMENTS.
- CONTRACTOR SHALL BE RESPONSIBLE FOR ANY SAW CUTTING AND REMOVAL OF EXISTING SURFACES TO FACILITATE UNDERGROUND SYSTEMS. THE CONTRACTOR SHALL PATCH AND REPAIR ALL DAMAGED AND CUT SURFACES TO MATCH ADJACENT.
- CONTRACTOR TO SITE SURVEY EXISTING CONDITIONS AND LOCATIONS OF EXISTING UNDERGROUND SYSTEMS. WHERE NEW TRENCHWORK OCCURS PRIOR TO BIDDING, CONTRACTOR SHALL TAKE PROPER PRECAUTIONS TO ENSURE EXISTING UNDERGROUND SYSTEMS/CONDUITS/PIPES ARE NOT DAMAGED DURING INSTALLATION. CONTRACTOR IS RESPONSIBLE FOR ANY REPAIRS REQUIRED IN THE EVENT THE EXISTING UNDERGROUND SYSTEMS ARE DAMAGED AS A RESULT OF THE NEW ELECTRICAL TRENCHWORK.
- ALL INTERIOR CONDUIT SHALL BE CONCEALED, UON.
- SEE FIRE ALARM DRAWINGS FOR FIRE ALARM SYSTEM REQUIREMENTS.
- COORDINATE THE INSTALLATION OF ALL DEVICES AND RACEWAYS WITH MODULAR MANUFACTURER'S DRAWINGS.
- ELECTRICAL CONTRACTOR SHALL LABEL (WITH PANEL AND CIRCUIT NUMBER) ALL RECEPTACLES IN ALL MODULAR BUILDING, INCLUDING THOSE INSTALLED BY MODULAR MANUFACTURER. ELECTRICAL CONTRACTOR SHALL PROVIDE 3/8" CLEAR LABEL TAPE ON EACH WALL PLATE WITH 1/4" BLACK MACHINE LETTERING.

SHEET NOTES:

- NEW "N80" IN GRADE ELECTRICAL VAULT TO BE PROVIDE AND INSTALLED BY CONTRACTOR. LABEL LID "ELECTRICAL".
- MODULAR ELECTRICAL PANELBOARD. ELECTRICAL CONTRACTOR TO CONNECT NEW FEEDERS TO MODULAR ELECTRICAL PANEL. CONTRACTOR SHALL VERIFY IN-FIELD EXACT LOCATION/TERMINATION REQUIREMENTS. SEE SINGLE LINE DIAGRAM FOR REQUIREMENTS.
- NEW "N80" IN GRADE COMMUNICATIONS VAULT TO BE PROVIDE AND INSTALLED BY CONTRACTOR. LABEL LID "COMMUNICATIONS".
- COORDINATE LOCATION WITH ARCHITECT PRIOR TO INSTALLATION. CONTRACTOR TO PROVIDE 2" CONDUIT AND WIRING AS NEEDED TO FACILITATE AND INSTALL AT WORST LOCATION.
- PROVIDE DEDICATED OUTLET TO NEAREST ELECTRICAL PANEL. PROVIDE 20A/2P CIRCUIT BREAKER IN PANEL AND CONNECT AS REQUIRED.


- PROVIDE NEMA-3R PUMP CONTROL ENCLOSURE.
- PROVIDE AND INSTALL NEW WALL MOUNTED, HEAVY DUTY NEMA-3R, 250VAC, SINGLE PHASE FUSED DISCONNECT SWITCH. CONTRACTOR SHALL PROVIDE AND PULL NEW (2) #10 AND (1) #10 GND. FROM MODULAR ELECTRICAL PANEL TO NEW PUMP. PROVIDE NEW 20A/2P CIRCUIT BREAKER IN MODULAR ELECTRICAL PANEL. CONTRACTOR SHALL PROVIDE UNDERGROUND CONDUIT FROM NEW DISCONNECT AND SUMP PUMP AS REQUIRED.
- PROVIDE DEDICATED CONNECTION TO MODULAR ELECTRICAL PANEL. PROVIDE 20A/1P CIRCUIT BREAKER IN PANEL AND CONNECT AS REQUIRED. CONTRACTOR SHALL PROVIDE UNDERGROUND CONDUIT FROM NEW PUMP CONTROL AND SUMP PUMP AS REQUIRED.

CONDUIT SCHEDULE:

- (N) (1) 2" - POWER FOR (N) PORTABLE.
(N) (1) 2" - SPARE
- (N) (1) 2" - POWER FOR (N) PORTABLE.
- (N) (1) 1" - RECEPTACLES / TICKET MACHINE
- (N) (1) 2" - SECURITY CAMERA
- (N) (1) 2" - FIBER
(N) (1) 2" - SPARE
- (N) (2) 1" - SPARE
- (N) (1) 1" - PUMP POWER
- (N) (1) 1" - PUMP CONTROL

1 ELECTRICAL FLOOR PLAN

E2.1 SCALE: 1/4" = 1'-0"




VERDE DESIGN
LANDSCAPE ARCHITECTURE
CIVIL ENGINEERING
SPORT PLANNING & DESIGN

2455 The Alameda
Santa Clara, CA 95050
tel: 408.985.7200
fax: 408.985.7260
www.VerdeDesignInc.com

STAMP



CONSULTANT



SHEET TITLE

ELECTRICAL FLOOR PLAN

PROJECT NAME

**CANADA COLLEGE
TENNIS FACILITY
IMPROVEMENTS**

PROJECT ADDRESS

**4200 FARM HILL BLVD
REDWOOD CITY, CA 94061**

SUBMITTAL	DATE
90%	07/30/12
BID SUBMITTAL	08/21/12
ADDENDUM ONE	08/31/12
CONFORM SET	09/24/12

NO.	REVISIONS	DATE

DRAWN BY MM	CHECKED BY SF
DATE ISSUED 08/21/12	SCALE AS NOTED
PROJ. NO. 1207300-1281	
SHEET NO. E2.1	