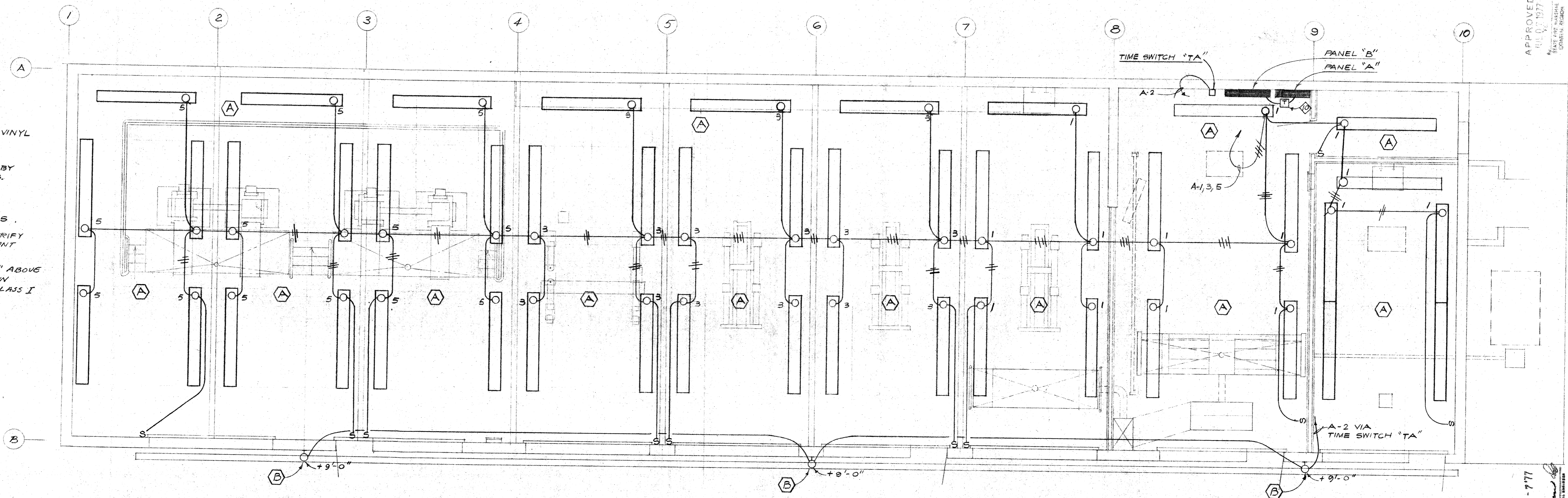


SHEET NOTES

- ◇ SUPPLIED BY MANUFACTURER AND INSTALLED BY ELECTRICAL CONTRACTOR. FOR EXACT LOCATION SEE CLAYTON MFG. CO. SHOP DRAWINGS R-6919, SHEETS I THRU II.
- ◇ SURFACE MOUNT RECEPTACLE.
- ◇ MOUNT ON PIPE POST +24" ABOVE MAIN FLOOR.
- ◇ RACK ELECTRICAL RACEWAY WITH MECHANICAL PIPING NEAR CEILING.
- ◇ 1/4" C - 7# B & 2#14.
- ◇ 3/4" C - 1-6/C #18, TYPE SJO CORD, 1-9/C #18 TYPE SJO CORD, 1-12/C #18. SHIELD VINYL COVER CABLE (-562 MAX O.D)
- ◇ 1/2" C - 6/C #18, TYPE SJO CORD.
- ◇ SUPPLIED BY MANUFACTURER AND INSTALLED BY ELECTRICAL CONTRACTOR. SEE CLAYTON MFG. CO. SHOP DRAWING #R-826B.
- ◇ SURFACE RACEWAY.
- ◇ WALL MOUNT TRANSFORMER ABOVE PANELS.
- ◇ PROVIDE 120V/1Ø FOR WHEEL ALIGNER. VERIFY EXACT LOCATION WITH MANUFACTURER. MOUNT J-BOX +24" ABOVE MAIN FLOOR.
- ◇ ALL WIRING FROM MAIN FLOOR TO A POINT +18" ABOVE FLOOR SHALL BE EXPLOSION PROOF & WIRED IN ACCORDANCE WITH NEC ARTICLE 500 FOR CLASS I DIVISION 2 LOCATION.



FLOOR PLAN - LIGHTING  
SCALE: 1/4" = 1'-0"

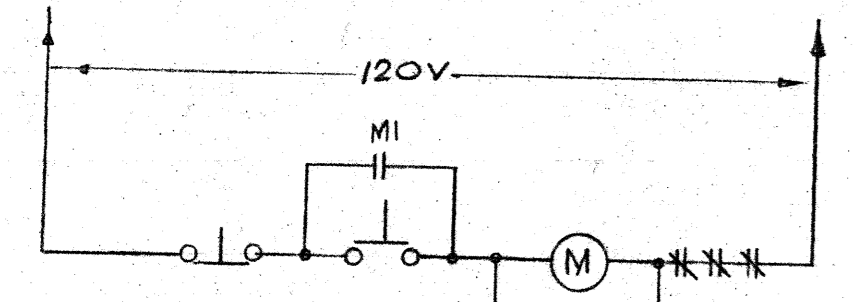


DIAGRAM 1  
E-2

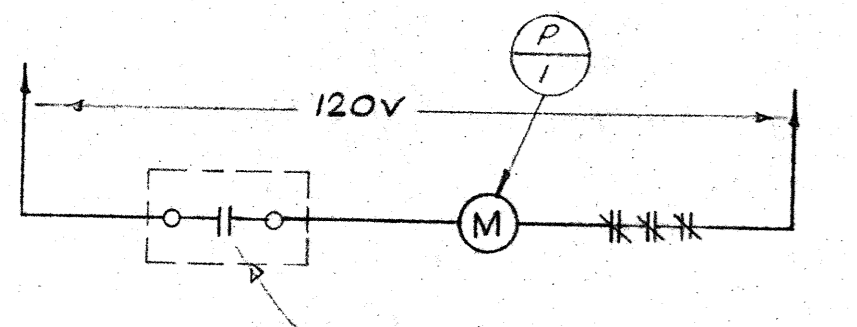
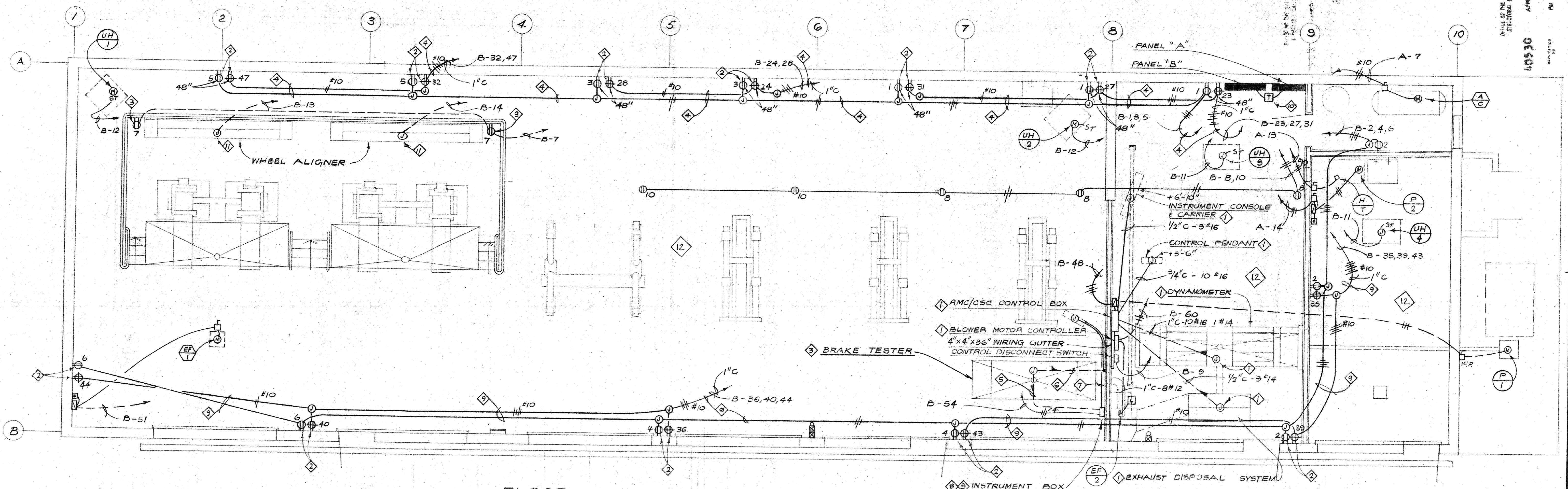


DIAGRAM 2  
E-2



FLOOR PLAN - POWER & SIGNAL  
SCALE: 1/4" = 1'-0"

APPROVED  
JUL 07 1977

APPROVED JUL - 7 1977  
40530

KELLER AND DASEKING ARCHITECTS  
WALTER L. KELLER A.I.A.  
WILLIAM H. DASEKING A.I.A.  
825 OAK GROVE AVENUE  
MENLO PARK, CALIFORNIA  
TEL. 863-7755

AUTOMOTIVE SHOP  
SKYLINE COLLEGE  
FLOOR PLANS - LIGHTING & POWER

7705  
6-6-77

E-2  
12 OF 12