




222 SUTTER STREET, 9TH FLOOR
 SAN FRANCISCO, CALIFORNIA 94108
 phone 415.777.9422 fax 415.777.2755 24/7 bparch.com



consultant
AS BUILT

project title
SMCCCD COLLEGE OF SAN MATEO FINE ARTS COMPLEX BUILDINGS 2 & 4 RENOVATIONS INCREMENT 1
 344 CSM DRIVE
 SAN MATEO, CA 94402

agency/approvals IDENTIFICATION STAMP
 DIVISION OF THE STATE ARCHITECT
 APPL. No. 01-109243
 AC: BP FIS: WF SS: WF
 DATE: FEB 27 2008

Date	Description
07.17.2007	SD - SUBMITTAL
09.14.2007	DD - SUBMITTAL
11.16.2007	CD - SUBMITTAL DSA
02.27.2008	CD - BACKCHECK DSA

03.09.08 DSA APPROVALS

sheet title

FINISH SCHEDULE

FLR	DESCRIPTION
LINO	LINOLEUM
CPT	CARPET TILE
CMT	CERAMIC MOSAIC TILE
SEAL	STRIP & SEAL (E) CONCRETE
RESIN	RESINOUS FLOORING
R	RESILIENT
CMT	CERAMIC MOSAIC TILE
RESIN	COVED RESINOUS
ES	PAINT - EGG SHELL SHEEN
SGE	PAINT - SEMI-GLOSS ENAMEL
GWT	GLAZED WALL TILE
NBF	PAINT - NON-BRIDGING FLAT
ES	PAINT - EGG SHELL SHEEN
(E) A.C.T./	ACOUSTIC TILE ON CONC
(E) A.C.T./	ACOUSTIC TILE ON PLASTER

project no. 2707.01
 sheet no.
A-750
 © Beverly Prior Architects, Inc. 2007 | All Rights Reserved

BUILDING 2

FIRST FLOOR

RM NO.	RM NAME	FLR FIN	BASE TRIM	NORTH FIN	EAST FIN	SOUTH FIN	WEST FIN	CEILING SUBSTRATE	CEILING FIN	CLG. HEIGHT.	REMARK
100	BAND ROOM	CPT	R	ES	ES	ES	ES	(E)	NBF	-	-
101	OFFICE	LINO	R	ES	ES	ES	ES	(E) A.C.T./ C	NBF	-	-
102	STORAGE	LINO	R	ES	ES	ES	ES	(E)	NBF	-	-
103	PRACTICE	LINO	R	ES	ES	ES	ES	(E) A.C.T./ P	NBF	8'-0"	-
104	PRACTICE	LINO	R	ES	ES	ES	ES	(E) A.C.T./ P	NBF	8'-0"	-
105	PRACTICE	LINO	R	ES	ES	ES	ES	(E) A.C.T./ P	NBF	8'-0"	-
107	PRACTICE	LINO	R	ES	ES	ES	ES	(E) A.C.T./ P	NBF	8'-0"	-
108	CORRIDOR	LINO	R	ES	ES	ES	ES	(E) A.C.T./ P	NBF	-	-
109	PRACTICE	LINO	R	ES	ES	ES	ES	(E) A.C.T./ P	NBF	-	-
111	OFFICE	LINO	R	ES	ES	ES	ES	(E) A.C.T./ C	NBF	-	-
112	PRACTICE	LINO	R	ES	ES	ES	ES	(E) A.C.T./ P	NBF	8'-0"	-
114	PRACTICE	LINO	R	ES	ES	ES	ES	(E) A.C.T./ P	NBF	8'-0"	-
115	OFFICE	LINO	R	ES	ES	ES	ES	(E) A.C.T./ C	NBF	-	-
117	OFFICE	LINO	R	ES	ES	ES	ES	(E) A.C.T./ C	NBF	-	-
119	JANITOR	SEAL	(E)	(E)	(E)	(E)	(E)	(E)	(E)	-	-
131	STORAGE	LINO	R	ES	ES	ES	ES	(E) A.C.T./ P	NBF	-	-
133	STORAGE	LINO	R	ES	ES	ES	ES	(E) A.C.T./ P	NBF	-	-
135	WOMEN	CMT	CMT	GWT	GWT	GWT	GWT	(E) A.C.T./ P	NBF	8'-0"	2
137	MEN	CMT	CMT	GWT	GWT	GWT	GWT	(E) A.C.T./ P	NBF	8'-0"	2
141	CHORAL ROOM	(E)	(E)	(E)	(E)	(E)	(E)	(E)	(E)	-	-
145	COVERED WALK STAIR 2	SEAL	-	ES	ES	ES	ES	CONC.	ES	VARIES	VARIES

SECOND FLOOR

RM NO.	RM NAME	FLR FIN	BASE TRIM	NORTH FIN	EAST FIN	SOUTH FIN	WEST FIN	CEILING SUBSTRATE	CEILING FIN	CLG. HEIGHT.	REMARK
201	IDF STORAGE	SEAL	R	ES	ES	ES	ES	(E) A.C.T./ C	NBF	-	-
202	CLASSROOM	CPT	R	ES	ES	ES	ES	(E) A.C.T./ C	NBF	-	1
203	CLASSROOM	CPT	R	ES	ES	ES	ES	(E) A.C.T./ C	NBF	-	1
204	HALLWAY	LINO	R	ES	ES	ES	ES	(E) A.C.T./ P	NBF	-	-
205	JANITOR	SEAL	(E)	(E)	(E)	(E)	(E)	(E)	(E)	-	-
206	MEN	CMT	CMT	GWT	GWT	GWT	GWT	(E) A.C.T./ P	NBF	8'-0"	2
207	WOMEN	CMT	CMT	GWT	GWT	GWT	GWT	(E) A.C.T./ P	NBF	8'-0"	2
208	OFFICE	LINO	R	ES	ES	ES	ES	(E) A.C.T./ C	NBF	-	-
209	OFFICE	LINO	R	ES	ES	ES	ES	(E) A.C.T./ C	NBF	-	-
245	COVERED WALK STAIR 2	SEAL	-	ES	ES	ES	ES	CONC.	ES	VARIES	VARIES

BUILDING 4

FIRST FLOOR

RM NO.	RM NAME	FLR FIN	BASE TRIM	NORTH FIN	EAST FIN	SOUTH FIN	WEST FIN	CEILING SUBSTRATE	CEILING FIN	CLG. HEIGHT.	REMARK
150	DESIGN COLOR	LINO	R	ES	ES	ES	ES	(E) A.C.T./ C	NBF	-	1
151	SKETCH	LINO	R	ES	ES	ES	ES	(E) A.C.T./ C	NBF	-	1
152	CLASSROOM	LINO	R	ES	ES	ES	ES	(E) A.C.T./ C	NBF	-	1
154	OFFICE	LINO	R	ES	ES	ES	ES	(E) A.C.T./ C	NBF	-	1
155	OFFICE	LINO	R	ES	ES	ES	ES	(E) A.C.T./ C	NBF	-	-
156	JANITOR	SEAL	(E)	(E)	(E)	(E)	(E)	(E)	(E)	-	-
157	WOMEN	CMT	CMT	GWT	GWT	GWT	GWT	(E) A.C.T./ P	NBF	8'-0"	2
158	MEN	CMT	CMT	GWT	GWT	GWT	GWT	(E) A.C.T./ P	NBF	8'-0"	2
159	HALLWAY	LINO	R	ES	ES	ES	ES	(E) A.C.T./ P	NBF	-	-
160	ART	SEAL	R	ES	ES	ES	ES	(E) A.C.T./ C	NBF	-	1
161	STORAGE	LINO	R	ES	ES	ES	ES	(E)	NBF	-	-
162	STORAGE	LINO	R	ES	ES	ES	ES	(E)	NBF	-	-
163	STORAGE	LINO	R	ES	ES	ES	ES	(E)	NBF	-	-
166	OPEN CORRIDOR	SEAL	-	ES	-	ES	-	(E)	ES	VARIES	-
177	STORAGE	(E)	(E)	(E)	(E)	(E)	(E)	(E)	(E)	-	-
177A	IDF	(E)	(E)	(E)	(E)	(E)	(E)	(E)	(E)	-	-
83	STAIR 3	SEAL	-	-	ES	ES	ES	(E)	ES	VARIES	-

SECOND FLOOR

RM NO.	RM NAME	FLR FIN	BASE TRIM	NORTH FIN	EAST FIN	SOUTH FIN	WEST FIN	CEILING SUBSTRATE	CEILING FIN	CLG. HEIGHT.	REMARK
240	HALLWAY	LINO	R	ES	ES	ES	ES	(E) A.C.T./ P	NBF	-	-
250	DESIGN WATERCOLOR	LINO	R	ES	ES	ES	ES	(E) A.C.T./ C	NBF	-	1
251	DIGITAL ARTS LAB	LINO	R	ES	ES	ES	ES	(E) A.C.T./ C	NBF	-	1
252	DIGITAL PRINT LAB	LINO	R	ES	ES	ES	ES	(E) A.C.T./ C	NBF	-	1
253	PHOTO STUDIO	LINO	R	ES	ES	ES	ES	(E) A.C.T./ C	NBF	-	1
254	WOMEN	CMT	CMT	GWT	GWT	GWT	GWT	(E) A.C.T./ P	NBF	8'-0"	2
255	JANITOR	SEAL	(E)	(E)	(E)	(E)	(E)	(E)	(E)	-	-
256	OFFICE	LINO	R	ES	ES	ES	ES	(E) A.C.T./ C	NBF	-	-
257	WOMEN	CMT	CMT	GWT	GWT	GWT	GWT	(E) A.C.T./ P	NBF	8'-0"	2
258	MECHANICAL	(E)	(E)	(E)	(E)	(E)	(E)	(E)	(E)	-	-
259	MEN	CMT	CMT	GWT	GWT	GWT	GWT	(E) A.C.T./ P	NBF	8'-0"	2
260	OFFICE	LINO	R	ES	ES	ES	ES	(E) A.C.T./ C	NBF	-	1
261	MEN	CMT	CMT	GWT	GWT	GWT	GWT	(E) A.C.T./ P	NBF	8'-0"	2
262	OPEN CORRIDOR	SEAL	-	ES	-	ES	-	(E)	ES	VARIES	-
263	PHOTO LAB	LINO	R	ES	ES	ES	ES	(E) A.C.T./ C	NBF	-	1
264	STORAGE	LINO	R	ES	ES	ES	ES	(E) A.C.T./ C	NBF	-	-
265	FILM	RESIN	RESIN	ES	ES	ES	ES	(E)	NBF	-	-
266	DARK ROOM	RESIN	RESIN	ES	ES	ES	ES	(E) A.C.T./ P	NBF	8'-0"	-
267	HALLWAY	RESIN	RESIN	ES	ES	ES	ES	(E) A.C.T./ P	NBF	8'-0"	-1.342
268	DARK ROOM	RESIN	RESIN	ES	ES	ES	ES	(E) A.C.T./ P	NBF	8'-0"	2
269	DARK ROOM	RESIN	RESIN	ES	ES	ES	ES	(E) A.C.T./ P	NBF	8'-0"	2
270	DARK ROOM	RESIN	RESIN	ES	ES	ES	ES	(E) A.C.T./ P	NBF	8'-0"	2
271	HALLWAY	RESIN	RESIN	ES	ES	ES	ES	(E) A.C.T./ P	NBF	8'-0"	2
83	STAIR 3	SEAL	-	-	ES	ES	ES	(E)	ES	VARIES	-

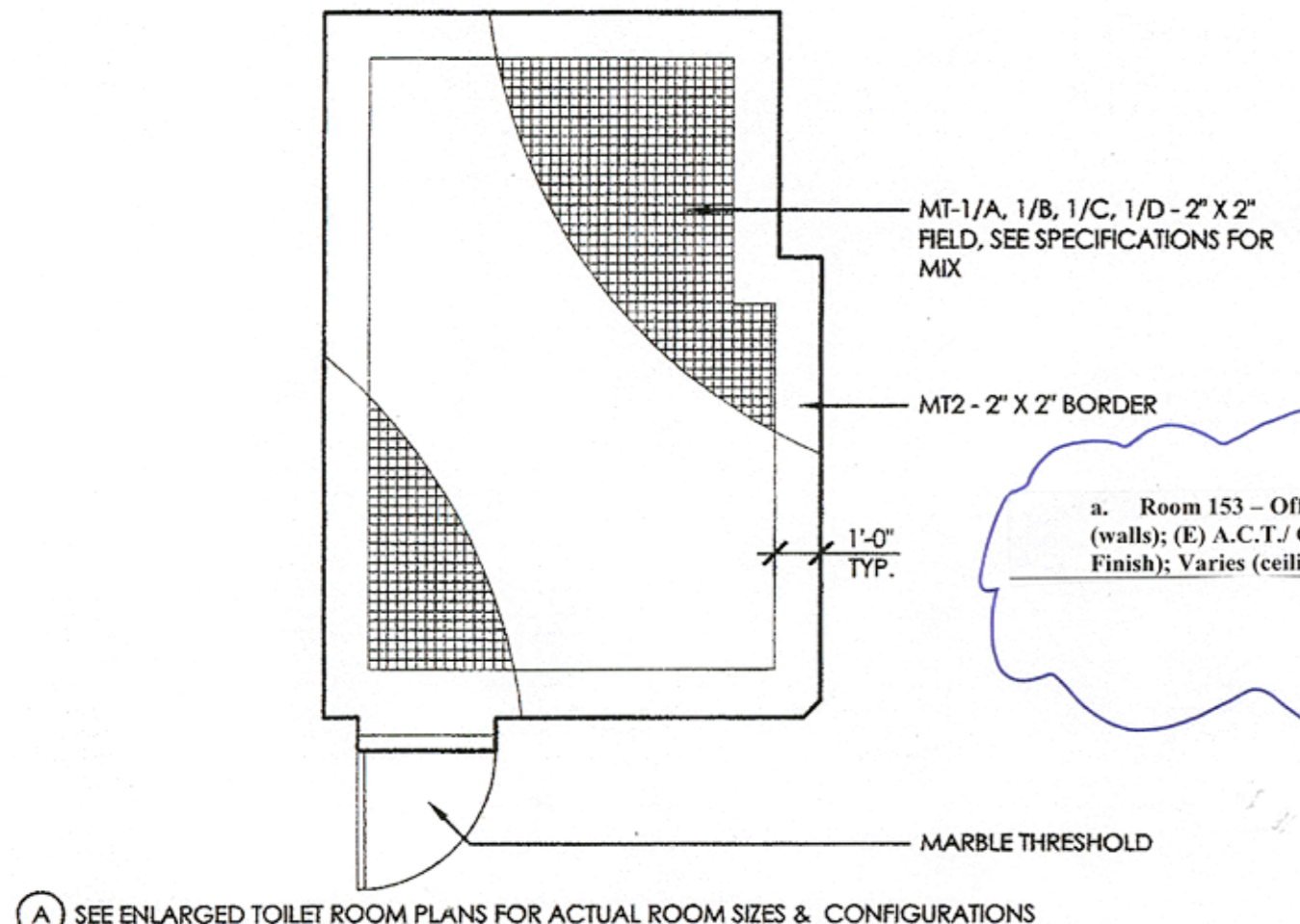
BUILDING 4A

GROUND FLOOR

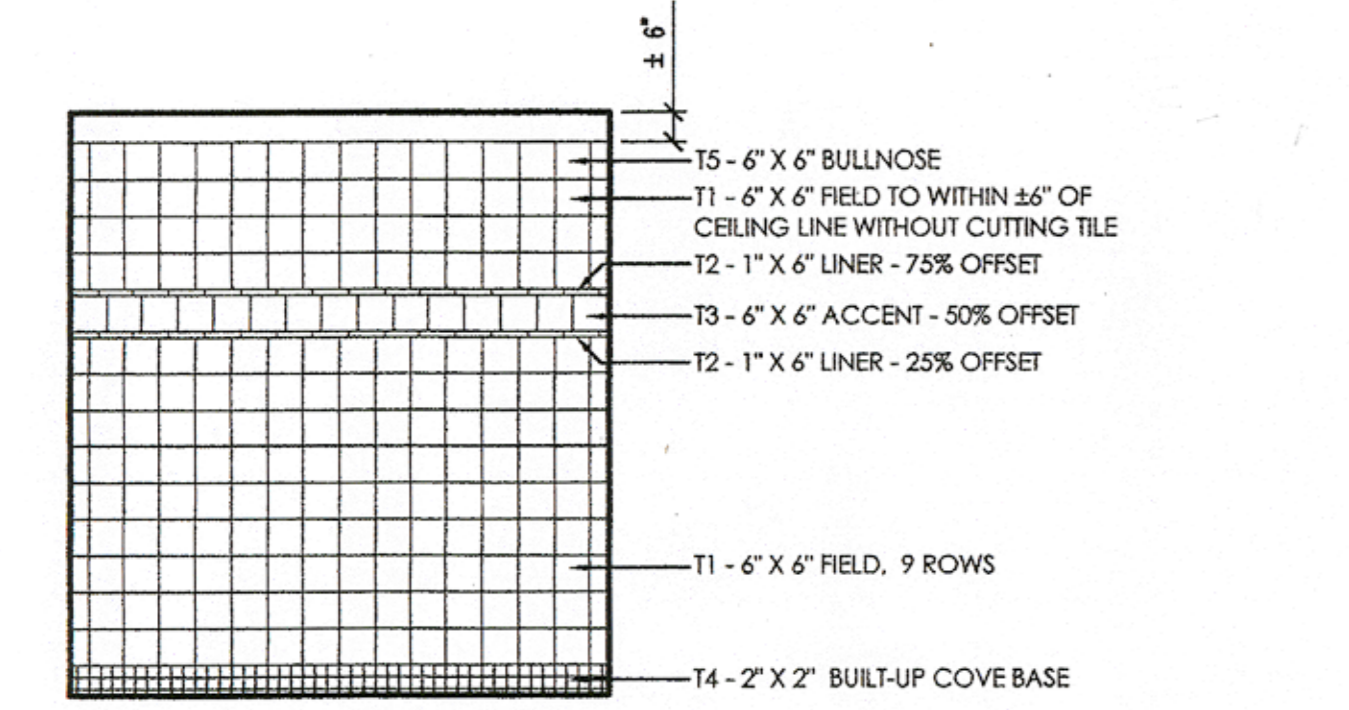
RM NO.	RM NAME	FLR FIN	BASE TRIM	NORTH FIN	EAST FIN	SOUTH FIN	WEST FIN	CEILING SUBSTRATE	CEILING FIN	CLG. HEIGHT.	REMARK
10	ART STUDIO	(E)	(E)	(E)	(E)	(E)	(E)	(E)	(E)	11'-4"	-

- D4: GENERAL NOTES**
- REFER TO INTERIOR ELEVATIONS FOR APPLIED FINISHES AND EXTENT OF WORK.
 - (E) FLOORING TO BE REMOVED WHERE NEW FLOORING IS INDICATED.
 - PAINT BOTH (E) AND REPLACEMENT 12x12 ACOUSTIC TILES WITH NON-BRIDGING PAINT AT CEILINGS AND WALLS SCHEDULED FOR PAINT WHICH CONTAINS AREAS OF TILE REPAIR.
- INCLUDE AREAS OF 12x12 TILE*

- C4: REMARKS KEY**
- METAL FRAMED PLASTER SOFFIT W/ A.C.T. AT PORTION OF (E) CEILING; REF. RCP'S.
 - (E) FURRED PLASTER CEILING W/ 12x12 A.C.T. TO REMAIN IN PLACE; SOME DEMO REQUIRED WHERE CEILING MEETS WALLS. REFER TO PARTITION TYPES/ CEILING CONDITIONS, A-550 & A-551.
- REVISED TO SEALED CONCRETE FLOOR*



B1: TYPICAL FLOOR TILE LAYOUT TOILET ROOMS



A1: TYPICAL WALL TILE LAYOUT TOILET ROOMS

Room 153
 a. Room 153 - Office: Lino (floor); R (base); ES (walls); (E) A.C.T./ C (Ceiling Substrate); NBF (Ceiling Finish); Varies (ceiling height); 1 (remarks).

Revised to Resinous Floor + Base Cove

A2: FINISHES SCHEDULE

A4: FINISHES KEY