139. Sheet C1 notes an unreinforced 4" concrete slab over 4" base for the area of new slab in front of the new elevator and elevator room. However, details 2.6A/S2.6 and 4.3B/S4.3 indicate a 6"/18" structural slab. Please clarify.

Response: **Where notes/detailing conflicts, use the structural engineer's notes and details. Construct the new slab in front of the elevator room per structural detailing EXCEPT provide Solomon color "Rustique" per Owner's direction.**

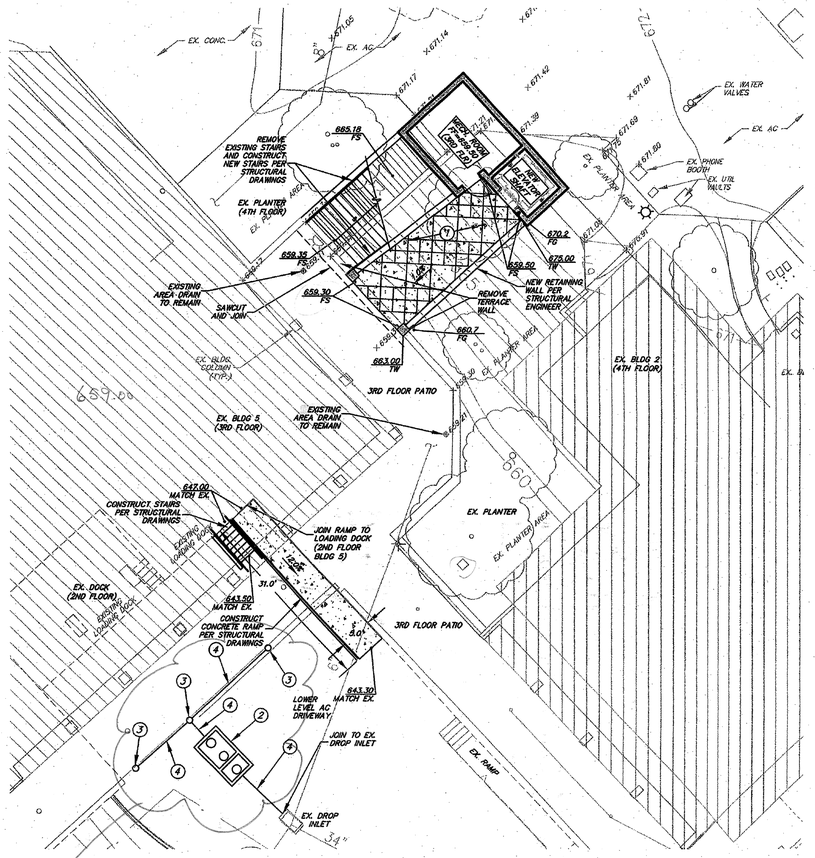

2ND AND 3RD FLOOR LEVELS

RFI-206
Revised Roc for GE & Ad's

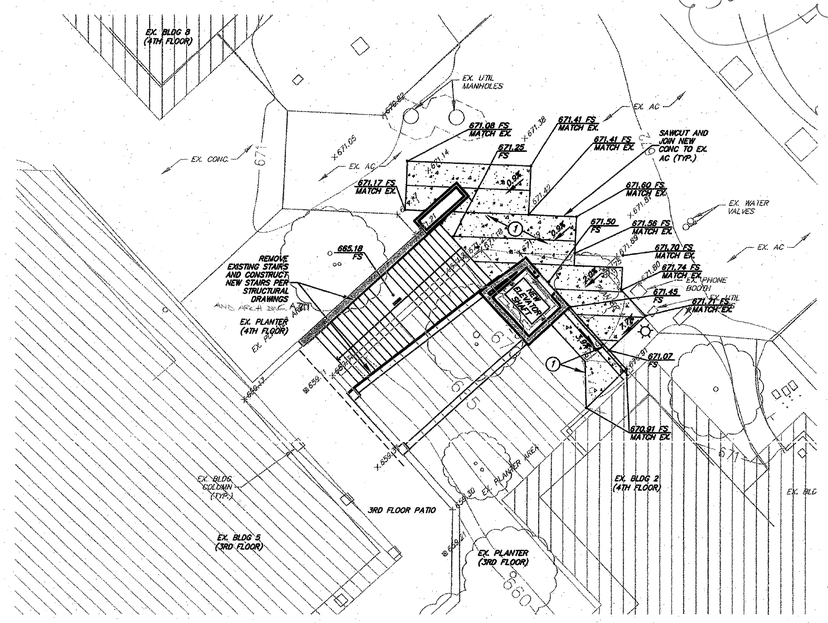

4TH FLOOR LEVEL

SEE 8½" X 11"

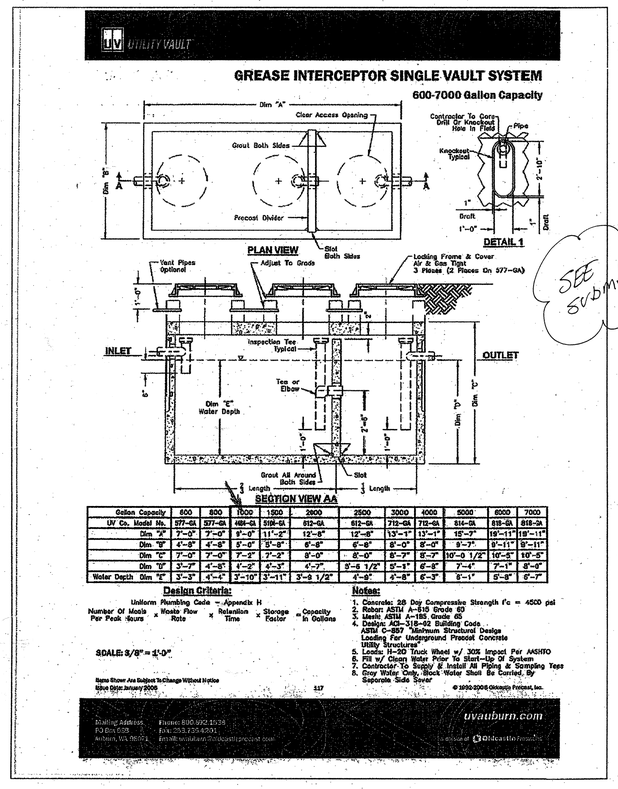

SEE SUBMITTAL

Gallon Capacity	600	800	1000	1500	2000	2500	3000	4000	5000	6000	7000
UV Co. Model No.	577-GA	577-GA	489-GA	518-GA	612-GA	612-GA	712-GA	712-GA	814-GA	818-GA	818-2A
Dim "A"	7'-0"	7'-0"	9'-0"	11'-2"	12'-8"	12'-8"	13'-1"	13'-1"	15'-7"	19'-11"	19'-11"
Dim "B"	4'-8"	4'-8"	5'-0"	5'-8"	6'-8"	6'-8"	8'-0"	8'-0"	9'-7"	9'-11"	9'-11"
Dim "C"	7'-0"	7'-0"	7'-3"	7'-3"	8'-0"	8'-0"	8'-7"	8'-7"	10'-0 1/2"	10'-5"	10'-5"
Dim "D"	3'-7"	4'-8"	4'-2"	4'-3"	4'-7"	5'-8 1/2"	5'-1"	6'-8"	7'-4"	7'-1"	8'-4"
Water Depth Dim "E"	3'-3"	4'-4"	3'-10"	3'-11"	3'-9 1/2"	4'-8"	4'-8"	6'-3"	6'-1"	5'-8"	6'-7"

① CONCRETE SECTION

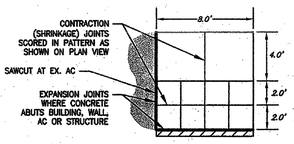

CONCRETE JOINT DETAIL

SHEET NOTES

1. CONSTRUCT 4" CONCRETE ON 4" AGGREGATE BASE. MATCH COLOR, TEXTURE AND SCORING PATTERN OF EXISTING. USE SOLOMON COLOR "RUSTIQUE" OR DAVIS COLOR "KAHLUA" ON COLORED CONCRETE.
2. INSTALL 1000 GALLON GREASE INTERCEPTOR, UV CO. MODEL NO. 4484-GA PER DETAIL HEREON, OR EQUAL.
3. INSTALL 12" ADJUSTABLE HEAVY DUTY DRAIN, ZURN Z521, OR EQUAL.
4. INSTALL 4" SCH. 40 PVC DRAIN PIPE AT MINIMUM 0.5% SLOPE.

2.4' IN 29'

EARTHWORK QUANTITIES

170 CY CUT
0 CY FILL
170 CY CUT NET

GENERAL NOTES

LEGEND

NEW CONCRETE

x 671.38 EXISTING SPOT ELEVATION

FS FINISHED SURFACE

GRAPHIC SCALE

(IN FEET)
1 inch = 10 ft.

BC|A
architecture
planning
interiors

Bunton Clifford Associates, Inc.
210 Hammond Ave.
Fremont, California 94539
[T] 510.445.1000
[F] 510.445.1005
www.BCAincOnline.com

ARCHITECT: LICENSED ARCHITECT, RAMY CURTIS BUNTON, No. C-18688, Ren.: 09/30/09, STATE OF CALIFORNIA

ENGINEER: REGISTERED PROFESSIONAL ENGINEER, EXP. 3/31/09, CIVIL, STATE OF CALIFORNIA

11/3/09

GENERAL NOTES
1. This sheet is part of a set and is not to be used alone.
2. This sheet is not to be used for construction unless the architect's stamp and signature appear on the drawings and the status box indicates drawings have been released for construction.
3. These plans and prints thereof, as instruments of service, are owned by the architect and are for use on this project only. Reproduction and/or distribution without the prior written consent of the architect is forbidden.
4. Copyright Bunton Clifford Associates, 2007

REVISION HISTORY — REMARKS / DATE
1
2
3
4
5
6
7
8
9

DRAWING STATUS — DATE
DSA PLAN CHECK
DSA BACK CHECK
BIDDING (BID #66653)
CONSTRUCTION

FILE NO. 41-C1

IDENTIFICATION STAMP
DIV. OF THE STATE ARCHITECT
01- 110074
AC. FLS. SS.
DATE MAR 19 2009

BUILDINGS 5 & 6 RENOVATIONS

San Mateo County Community College District

DSA BACK-CHECK

CAÑADA COLLEGE

4200 Farm Hill Boulevard
Redwood City, CA 94061

GRADING PLAN

Date: 01/22/08
Scale: AS NOTED
Project Number: 07013
Drawing Number: C1