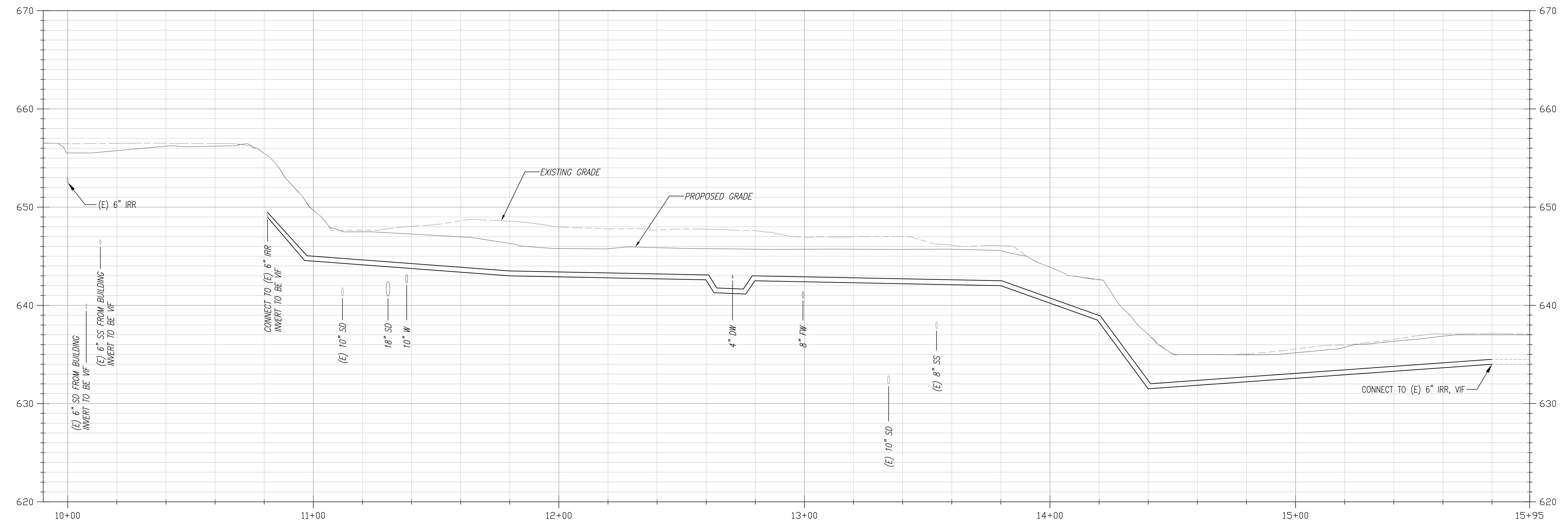
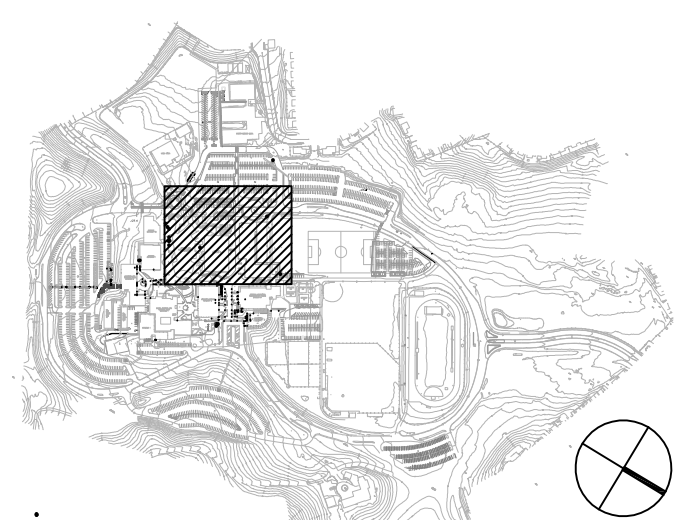
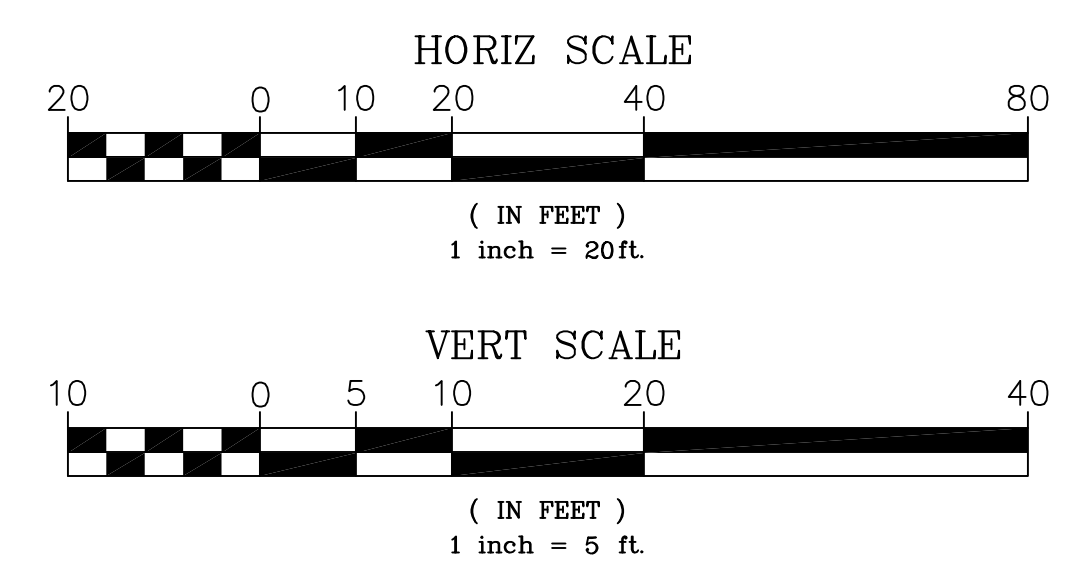


WATER SYSTEM NOTES

1. CONTRACTOR SHALL VERIFY (E) INVERTS AND POINTS OF CONNECTION AS NOTED IN FIELD. NOTIFY ENGINEER PRIOR TO CONSTRUCTION IF THE (E) INFORMATION IS DIFFERENT THAN WHAT IS SHOWN.
2. IRRIGATION LINES SHALL BE INSTALLED MINIMUM 3" BELOW (E) OR PROPOSED GRADES, WHICHEVER ELEVATION IS LOWER. ALIGNMENT SHOWN IS FOR REFERENCE ONLY AND SHOULD BE ADJUSTED FOR FIELD CONDITIONS.
3. FOR LEGEND AND ABBREVIATIONS, SEE SHEET C-731.



IRR WATER PROFILE
IRR PROFILE STA 10+00 TO STA 15+91.34



All drawings and written material appearing herein constitute original and unpublished work of the Architect/Engineer and may not be duplicated, used or disclosed without consent of Architect/Engineer.

If this drawing is not 30"x42", then the drawing has been revised from its original size. Noted scales must be adjusted. This line should be equal to one inch.