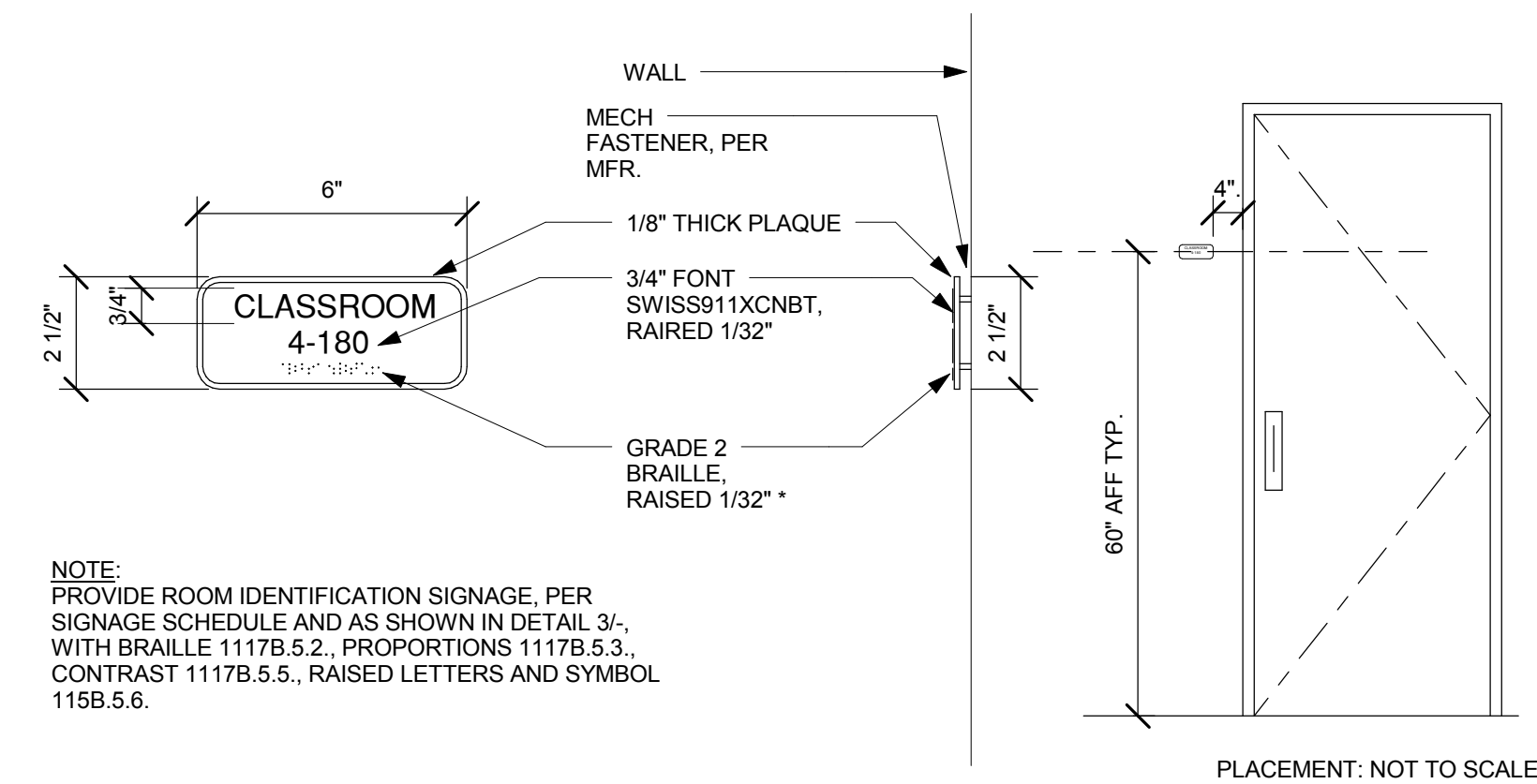
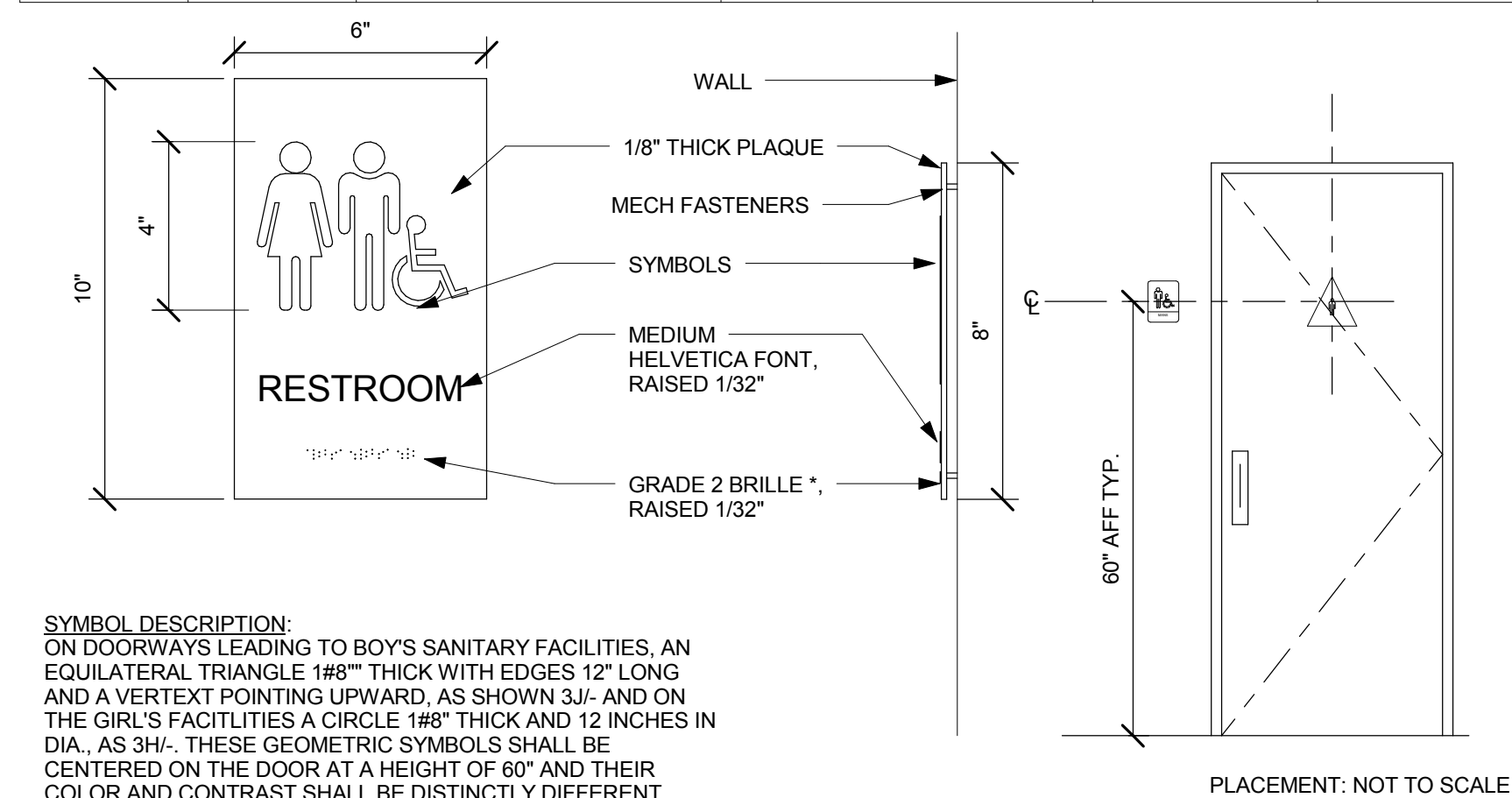


SIGNAGE SCHEDULE					
DOOR NO.	ROOM NO.	ROOM NAME	SIGN ROOM NAME	SIGNAGE TYPE	REMARK
100	4-100	MECHANICAL ROOM	MECHANICAL	D	
102	4-102	MEDIUM CLASSROOM	ELECTRICAL/ELEVATOR EQUIP./TDB	C/X	
104a	4-104	CORRIDOR	ELECTRICAL/ELEVATOR EQUIP./TDB	D	
104b	4-104A	ELECTRICAL ROOM	ELECTRICAL	D	
104c	4-104A	ELECTRICAL ROOM	ELECTRICAL	D	
104d	4-104B	TDB		D	
104e	4-104C	ELEVATOR EQUIP. RM	ELEVATOR EQUIP.	D	
106	4-106	JANITOR	CUSTODIAL	D	
110a	4-110	LOBBY CLIENT RECEPTION		C1/X	
110b	4-110B	WOMEN'S LOCKERS	WOMEN	E2/E5	
110c	4-110B	WOMEN'S LOCKERS	WOMEN	E2/E5	
110d	4-110C	MATERIAL DISPENSARY		C	X2
110e	4-110D	LAUNDRY		C	X2
110f	4-110A	MEN'S LOCKER	MEN	E1/E4	
110g	4-110A	MEN'S LOCKER	MEN	E1/E4	
110h	4-110E	SUPPLY CLOSET		C1	VIF LENGTH
110i	4-110B/SA UNA	SAUNA	4-110B/SAUNA	C	
110j	4-110A/SA UNA	SAUNA	4-110A/SAUNA	C	
120a	4-120	EST LAB		C	
120b	4-120	EST LAB		C	
120c	4-120A	DISPENSARY STORAGE		C	
120d	4-120	EST LAB		C	
122a	4-122	SPA LAB		C	
122b	4-122	SPA LAB		C	
122c	4-122	SPA LAB		C	
130a	4-130	SPA EST STORAGE		C	
130b	4-130	SPA EST STORAGE		C	
132	4-132	LARGE MEETING		C	
134	4-134	FACULTY OFFICE		B1/B2/B2/B3/X	
136	4-136	FACULTY OFFICE		B1/B2/B2/B3/X	
138	4-138	JANITOR	CUSTODIAL	D	
140	4-140	STUDENT RESOURCE		C/X	
142	4-142	STAFF RSTRM	STAFF RESTROOM	E3/E6	
144	4-144	FACULTY RESOURCE		C	
146	4-146	SMALL MEETING		C/X	
148a	4-148	LARGE CLASSROOM		C/K/J	
148b	4-148	LARGE CLASSROOM		D/H	EXT GRADE
150	4-150	JANITOR	CUSTODIAL	D	
152	4-152	MEN'S RSTRM	MEN	E1/E4	
154	4-154	ELEVATOR EQUIP. RM	ELEVATOR EQUIP.	D	
156	4-156	ELEC RM	ELECTRICAL	D	
158	4-158	TDA		D	
160	4-160	WOMEN'S RSTRM	WOMEN	E2/E5	
170a	4-170	LARGE CLASSROOM		C/K/J	
170b	4-170	LARGE CLASSROOM	CLASSROOM	D/H	EXT GRADE
180a	4-180	LARGE CLASSROOM		C/K/J	
180b	4-180	LARGE CLASSROOM	CLASSROOM	D/H	EXT GRADE
191	4-191	CORRIDOR		O/O1/L	
193	4-193	ENTRY LOBBY		O/O1/L	
194	4-194	CORRIDOR		O/O1/L	
196	4-196	HHW S&R CLOSET	MECHANICAL	D	
197	4-197	FIRE RISER ROOM	FIRE SPRINKLER RISER	D	EXT GRADE
201a	4-201B	LARGE CLASSROOM		C	
201b	4-201A	MEDIUM CLASSROOM		C	
203	4-203	ELEC CLOSET	ELECTRICAL	D	
205	4-205	CLIENT RSTRM	RESTROOM	E3/E6	
206	4-206	SALON		C/X	
207	4-207	STAFF RSTRM	STAFF RESTROOM	E3/E6	
208a	4-208	CLIENT RECEPTION		C	
208b	4-280A	FLOOR CNTRL VALVE ROOM	FIRE SPRINKLER RISER	D	
210a	4-210	FACULTY OFFICE		B1/B2/B2/B3/X	
210b	4-210A	CLOSET		B1	
212	4-212	FACULTY OFFICE		B1/B2/B2/B3/X	
214	4-214	FACULTY OFFICE		B1/B2/B2/B3/X	
216	4-216	FACULTY OFFICE		B1/B2/B2/B3/X	
218	4-218	MEDIUM CLASSROOM		C/X	
220	4-220	MEN'S RSTRM	MEN	E1/E4	
222	4-222	WOMEN'S RSTRM	WOMEN	E2/E5	
224a	4-224	ADMIN		C/X	
224b	4-224A	WORK ROOM		C	
230a	4-230	HAIR LAB: SENIOR		C2	
230b	4-230A	RECEPTION DESK		C	
230c	4-230B	DISPENSARY		C	
230d	4-230D	LAUNDRY		C	
230e				C	
230f	4-230	HAIR LAB: FRESHMEN		C	
230g				C	
240a	4-240	HOSTING GALLERY		C1/X/O/O1/L	EXT GRADE
240b	4-240A	SMALL MEETING		C/X	
240c	4-240B	WORK KITCHEN ROOM		C	
240e	4-240	HOSTING GALLERY		C/X/O1	
241a	4-241	CORRIDOR		C/X	

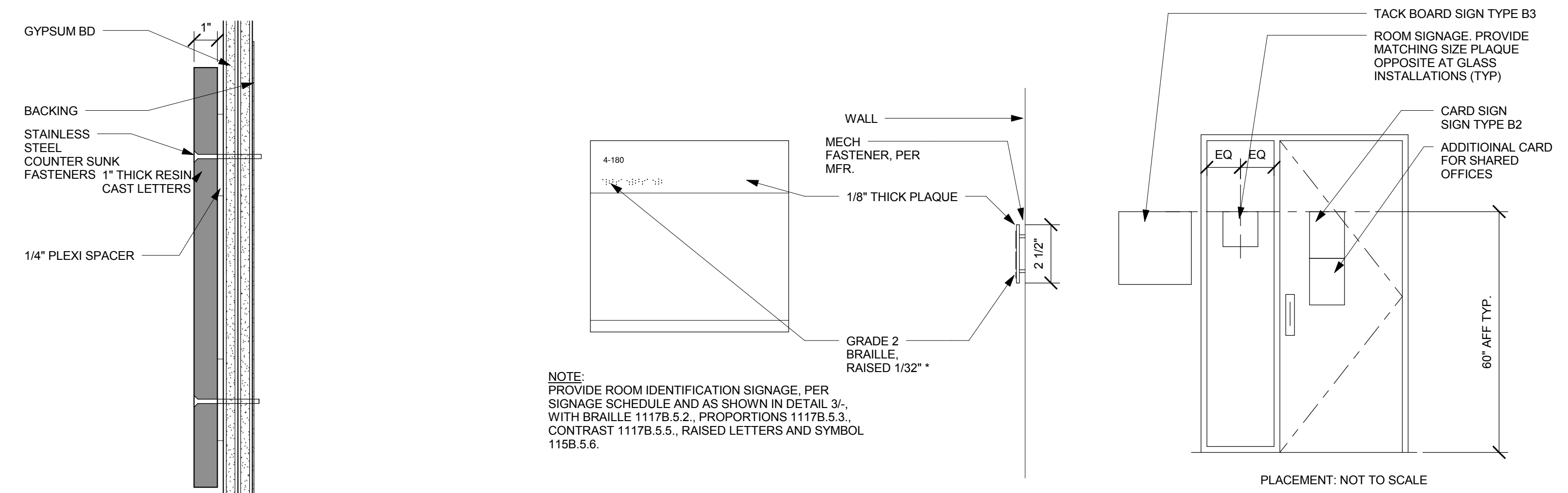


3 TYPICAL ROOM SIGNAGE DETAIL  
3" = 1'-0"

SIGNAGE SCHEDULE					
DOOR NO.	ROOM NO.	ROOM NAME	SIGN ROOM NAME	SIGNAGE TYPE	REMARK
241b	4-241	CORRIDOR		C/C	ADD ADDITIONAL 4-240 ON INSIDE COORRIDOR
242	4-242	HONORS OFFICE		B1/B2/B2/B3/X	
244	4-244	KABABAYAN OFFICE		B1/B2/B3/X	
245	4-245	WOMEN IN TRANSITION OFFICE		B1/B2/B2/B3/X	
246	4-246	KABABAYAN SUPPORT		B1/B2/B3/X	
247	4-247	ASTEP OFFICE		B1/B2/B2/B3/X	
248	4-248	PUNENTE OFFICE		B1/B2/B3/X	
250	4-250	PUNENTE OFFICE		B1/B2/B3/X	
252	4-252	ASIAN OFFICE		B1/B2/B3/X	
254	4-254	ASIAN OFFICE		B1/B 2/B2/B3/X	
256	4-256	INT STDNT OFFICE		B1/B2/B3/X	
258	4-258	INT STDNT OFFICE		B1/B2/B3/X	
260	4-260	MEN'S RSTRM	MEN	E1/E4	
262	4-262	WOMEN'S RSTRM	WOMEN	E2/E5	
264	4-264	JANITOR	CUSTODIAL	D	
266	4-266	ELEC CLOSET	ELECTRICAL	D	
271a	4-271	MEDIUM CLASSROOM		C	
271b	4-271	MEDIUM CLASSROOM		C	
272a	4-272	MEDIUM CLASSROOM		C	
272b	4-272	MEDIUM CLASSROOM		C	
273a	4-273	MEDIUM CLASSROOM		C	
273b	4-273	MEDIUM CLASSROOM		C	
274a	4-274	MEDIUM CLASSROOM		C	
274b	4-274	MEDIUM CLASSROOM		C	
291	4-293	ENTRY LOBBY		O/O1/L	
293	4-293	ENTRY LOBBY		O/O1/L	
301a	4-301	MEDIUM CLASSROOM		C/X	
301b	4-301	MEDIUM CLASSROOM		C	EXT GRADE
301d	4-301B	CLASSROOM CLOSET		C1	
301e	4-301B	CLASSROOM CLOSET		-	
301f	4-301B	CLASSROOM CLOSET		-	
302	4-302	JANITOR	CUSTODIAL	D	
303	4-303	WOMEN'S RSTRM	WOMEN	E2/E5	
304	4-304	MEN'S RSTRM	MEN	E1/E4	
310	4-310	STAFF OFFICE		B1/X	
311	4-391	ELEVATOR LOBBY		B1/X	
312	4-312	VP INSTRUCTION		C/X	
314	4-314	STAFF OFFICE		C/X	
316	4-316	VP STUDENT		C/X	
318	4-318	PRESIDENT'S OFFICE		C	
320a	4-320	STAFF OFFICE		C/X	
320b	4-318	PRESIDENT'S OFFICE		C	
321	4-321	TDC	TDC	D	
322	4-322	OFFICE		C/X	
322a	4-322	OFFICE		C	
323	4-323	ELECT CLOSET	ELECTRICAL	D	
324	4-324	CBO OFFICE		C	
325b	4-325B	OFFICE		C/X	
325c	4-325A	OFFICE		C/X	
325d	4-325	STAFF OFFICE		C/X	
326	4-326	BUS REC STORE		C	
327	4-327	WORKROOM/ KITCHEN		C	
328	4-328	CBO STAFF		C/X	
329a	4-329	STAFF OFFICE		C/X	
329b	4-329A	OFFICE		C/X	
329c	4-329B	OFFICE		C/X	
329d	4-329C	STORAGE		D	
330	4-330	CBO STAFF		C/X	
332	4-332	CBO STAFF		C/X	
334	4-334	CBO OFFICE		C/X	
336	4-336	MEN'S RSTRM	STAFF RESTROOM	E1/E4	
338	4-338	WOMEN'S RSTRM	STAFF RESTROOM	E2/E5	
340	4-340	JANITOR	CUSTODIAL	D	
341	4-341	ADMIN RECORD STORAGE		C/X	
342a	4-342	MECHANICAL ROOM	MECHANICAL	D	
342b	4-342	MECHANICAL ROOM	MECHANICAL	D	
343	4-343	SMALL MEETING		C/X	
344	4-344	MAINTENANCE STORAGE	MAINTENANCE	D	
391	4-391	ELEVATOR LOBBY		N/G	EXT GRADE
Coil Dr1	4-110C	MATERIAL DISPENSARY		-	C2 EXT GRADE. F2 LOCATE AT TOP OF STAIR
Coil Dr2	4-110C	MATERIAL DISPENSARY		-	
Coil Dr3	4-240B	WORK KITCHEN ROOM		-	F1 BACK TO BACK AT STOREFRONT. EXT GRADE
Coil Dr4	4-230B	DISPENSARY		-	
Coil Dr5	4-230A	RECEPTION DESK		-	
ST03				H/C2/F3	
ST04a	ST04	WEST STAIR		O/O1	TEXT TBD
ST06a	ST06	SOUTH EAST STAIR		M/F1/F1	
ST06b	4-294	CORRIDOR		F1/F2/G/E7	
ST06c	4-392	CORRIDOR		F1/F2/G/E7	
ST06d	4-393	FIRE SUPPRESSION VALVE RM	FIRE SPRINKLER VALVE	D	

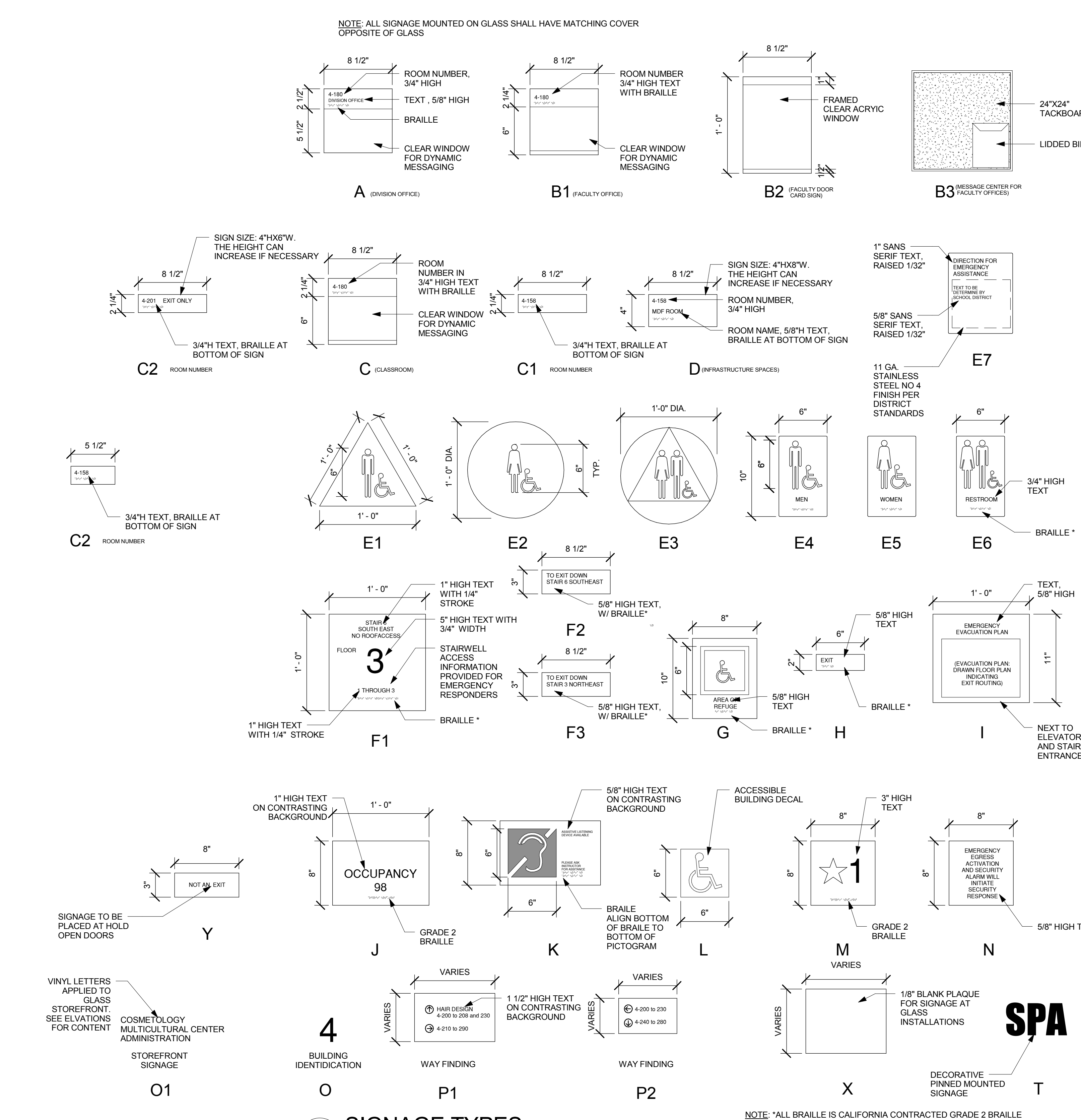


2 RESTROOM SIGNAGE DETAIL  
3" = 1'-0"



5 HYPertext SIGNAGE  
3" = 1'-0"

4 TYPICAL FACULTY OFFICE ROOM SIGNAGE DETAIL  
3" = 1'-0"



1 SIGNAGE TYPES  
N.T.S.

WAY FINDING SIGNAGE			
SEE PLAN 4-191	CORRIDOR	P1-B/P1-C	
SEE PLAN 4-194	CORRIDOR	P1-A	
SEE PLAN 4-291	ENTRY LOBBY	P2-A	SIGN WIDTH 12". SEE 1B/A-504
SEE PLAN 4-292	CORRIDOR	P2-B	SEE 2A/A-504
SEE PLAN 4-293	ENTRY LOBBY	P2-C	SEE 3D/A-504
SEE PLAN 4-294	CORRIDOR	P2-D	