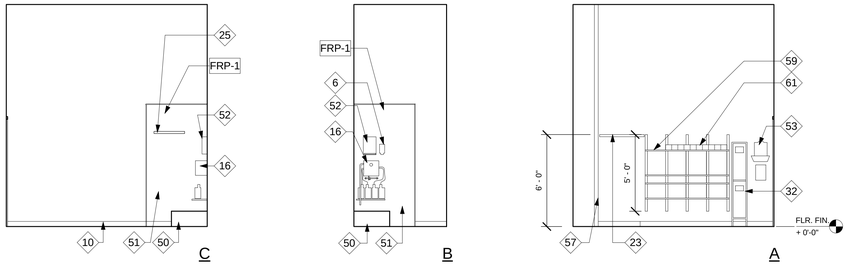

6 4-138 JANITOR
1/4" = 1'-0"

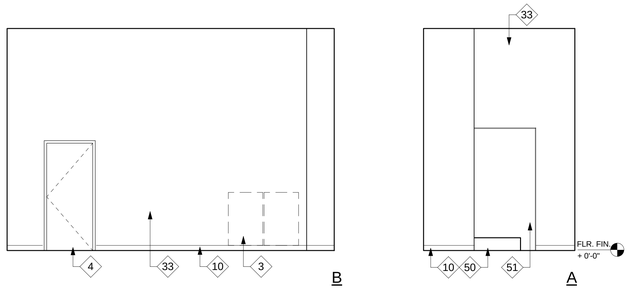

5 4-110D LAUNDRY ROOM ELEVATIONS
1/4" = 1'-0"

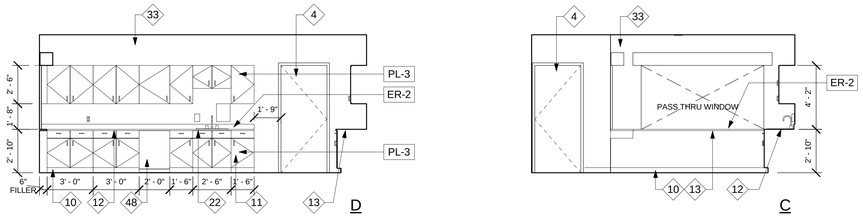

4 4-110C MATERIAL DISPENSARY ELEVATIONS
1/4" = 1'-0"

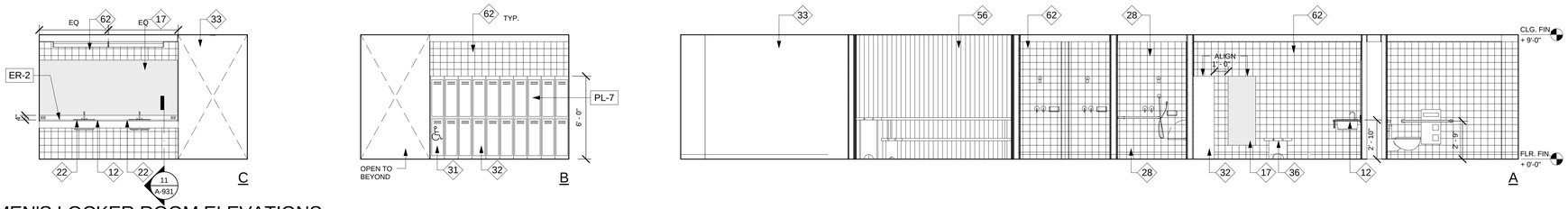

3 4-110B WOMEN'S LOCKER ROOM ELEVATIONS
1/4" = 1'-0"

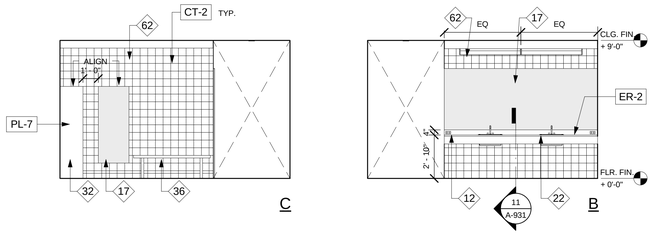

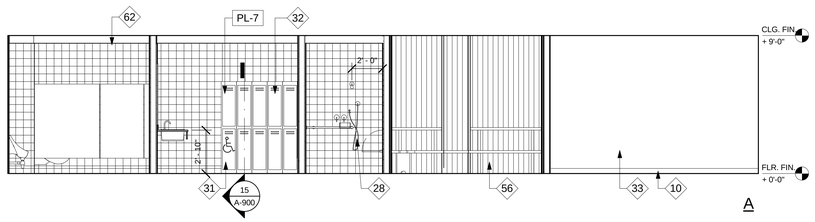

2 4-110A MEN'S LOCKER ROOM ELEVATIONS
1/4" = 1'-0"

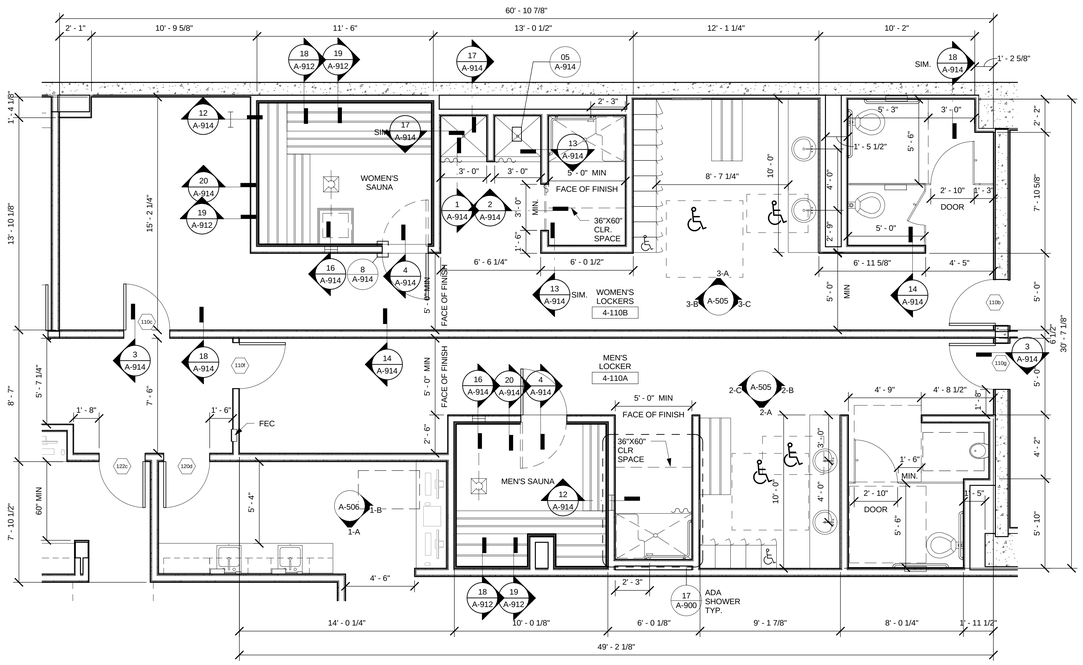

1 4-110A/110B LOCKER ROOMS ENLARGED PLAN
1/4" = 1'-0"

GENERAL NOTES

1. REFER TO ROOM FINISH SCHEDULE (SHT AI-101, 102 AND 103) AND FINISH SCHEDULE 090020 FOR ADDITIONAL NOTES AND INFORMATION
2. PROVIDE BLOCKING AT ALL CASEWORK, GRAB BARS AND ACCESSORIES.
3. ALL CABINETS & DRAWERS TO BE LOCKABLE, TYP. ON ALL INTERIOR.
4. SEE SHEET AI-101–103 FOR FINISH SCHEDULE
5. SEE SHEET A-701 FOR DOOR SCHEDULE
6. SEE SHEET A-741–744 FOR WINDOW SCHEDULE
7. SEE SHEET AC-201–203 FOR REFLECTED CEILING PLAN
8. ALL COUNTER SINKS HAVE PAPER TOWEL DISPENSER AND SOAP DISPENSER
9. SEE 1/A-900 TYPICAL WALL MOUNTED FIXTURE GROUPINGS.
10. SEE 10/A-914 FOR TILE AT TYP. SHOWER FLOOR. SEE 11/A-914 FOR TYP. TILE FLOOR - MORTAR BED

KEY NOTES - INTERIOR ELEVATION

PL-1 SEE FINISH SCHEDULE FOR FINISHES SECTION 090020

1. GYPSUM BOARD SOFFIT. SEE DETAIL 9/A-911
2. SUSP. ACOUSTICAL CEILING. SEE DETAIL 1/A-920
3. WASHER/DRYER, OFOI
4. DOOR, PER SCHEDULE
5. WINDOW, PER SCHEDULED
6. SOAP DISPENSER, OFOI
7. ELEVATOR DOOR
8. FIRE HORN/STROBE,
9. STRUCTURAL STEEL BRACING, SSD.
10. BASE. SEE FINISH SCHEDULE
11. CASEWORK, SEE FINISH SCHEDULE AND CASEWORK DETAILS
12. COUNTER TOP WITH BACKSPLASH
13. COUNTER TOP WITHOUT BACKSPLASH
14. MARKER BOARD, SEE DETAIL 16/A-900
15. CORNER GUARD, SEE DETAIL 7/A-913
16. CHEMICAL AUTO DILUTION SYSTEM, OFOI
17. MIRROR
18. STAIR
19. LIGHTING, SEE ELECTRICAL DRAWING
20. HANDRAIL
21. GUARDRAIL. 42" MIN. A.F.F.
22. SINK, SEE PLUMBING DRAWING
23. WALL MOUNT RACK FOR MOPS, BROOM, ETC
24. RECEPTION DESK
25. UTILITY SHELF W/ MOP/BROOM HOLDERS & RAG HOOKS
26. APPLIANCE BY OWNER, OFOI
27. VENTILATION HOOD (SEE MECH. DWG.) - WALL MOUNTED
28. ADA SHOWER, SEE 17/A-900
29. RECESSED FIRE EXTINGUISHER CABINET, F.E. WITH CURRENT TAG, SEE DETAIL 8/A-900
30. PARTIAL HEIGHT WALL.
31. ADA LOCKER @ 48" MAX. A.F.F. WITH SHELVES @ 15" AND PROVIDE U-SHAPED LATCH, SEE 14/A-900
32. LOCKER, SEE DETAIL 15/A-900 FOR ANCHORAGE
33. WALL PAINTED GYPSUM, PER FINISH SCHEDULE, TYP.
34. BEYOND EXTERIOR CURTAIN WALL
35. RECESSED PRODUCT DISPLAY SHELF
36. LOCKER ROOM BENCH, OFOI
37. SIGNAGE LETTERS
38. ACCENT WALL TILE, SEE FINISH SCHEDULE 090020
39. TACK BOARD AT SIDE WALL IN CLASSROOM TYP., OFOI
40. WALL MOUNTED FLAT DISPLAY, OFOI
41. INTERIOR ALUMINUM FRAMED STOREFRONT
42. LCD SCREEN, OFOI
43. PROJECT SCREEN, SEE T.A.D.
44. WAINSCOT
45. CHAIR RAIL
46. VENDING MACHINE, OFOI
47. WALL-MOUNTED WARMING UNIT, OFOI
48. DISHWASHER
49. FIRE HOSE VALVE CABINET, SEE 1 & 2/A-913
50. LAUNDRY SINK, S.P.D.
51. 4'X8' FRP @ SINK
52. PAPER TOWEL DISPENSER, OFOI
53. CUSTODIAN'S IN-BOX, CLIP BOARD AND EMERGENCY RESPONSE INFORMATION, OFOI
54. FIRE PLACE
55. ENTERTAINMENT EQUIP. CABINET
56. SAUNA
57. SEISMIC JOINT COVER, WHERE OCCURS, SEE A-853
58. OUTLET/DATA/PHONE JACK FOR COMPUTER INSIDE/BEHIND CABINET, S.E.D.
59. WALL MOUNTED SHELVES
60. ADJUSTABLE SHELVING
61. SMALL TOOL AND BRUSH ORGANIZER, OFOI
62. WALL TILE, SEE FINISH SCHEDULE DETAIL 9/A-502
63. CLOCK, S.E.D.
64. COURTESY PHONE
65. FIRE ANNUCIATOR, SEE F.A. DRAWING
66. EMERGENCY EVACUATION PLAN
67. PENCIL SHARPENER NEAR DOOR @ EACH CLASSROOM
68. HAIR LAB STATION, SEE 1/A-930 FOR DETAILS
69. SIGNAGE, SEE SHEET A-901 FOR DETAILS
70. 4'X8' ACOUSTIC WALL PANELS
71. HAIR WASH SINK, S.P.D.
72. ALUMINUM FASCIA MATCH ADJACENT WINDOW FRAME FINISH

WRNS STUDIO LLP
501 SECOND STREET
4TH FLOOR, STE. 402
SAN FRANCISCO
CALIFORNIA 94107
415.489.2224 TEL
415.358.9100 FAX
WWW.WRNSSTUDIO.COM

Steinberg Architects

Hensel Phelps Construction Co.

NO.	ISSUES/REVISIONS	DATE

PROJECT RECORD SET

BUILDING 4
SKYLINE COLLEGE
SAN MATEO COUNTY COMMUNITY COLLEGE DISTRICT

CIP2 DESIGN-BUILD PROJECT BUILDING 4

PROJECT NO.:	07012.00	DRAWN BY:	BC
DATE:	10/29/08	CHECKED BY:	LG
SCALE:	1/4" = 1'-0"		

SHEET TITLE:
INTERIOR ELEVATIONS

SHEET NO:
A-505

All drawings and written material appearing herein constitute original and unpublished work of the Architect/Engineer and may not be duplicated, used or disclosed without consent of Architect/Engineer.

If this drawing is not 30"x42", then the drawing has been revised from its original size. Noted scales must be adjusted. This line should be equal to one inch