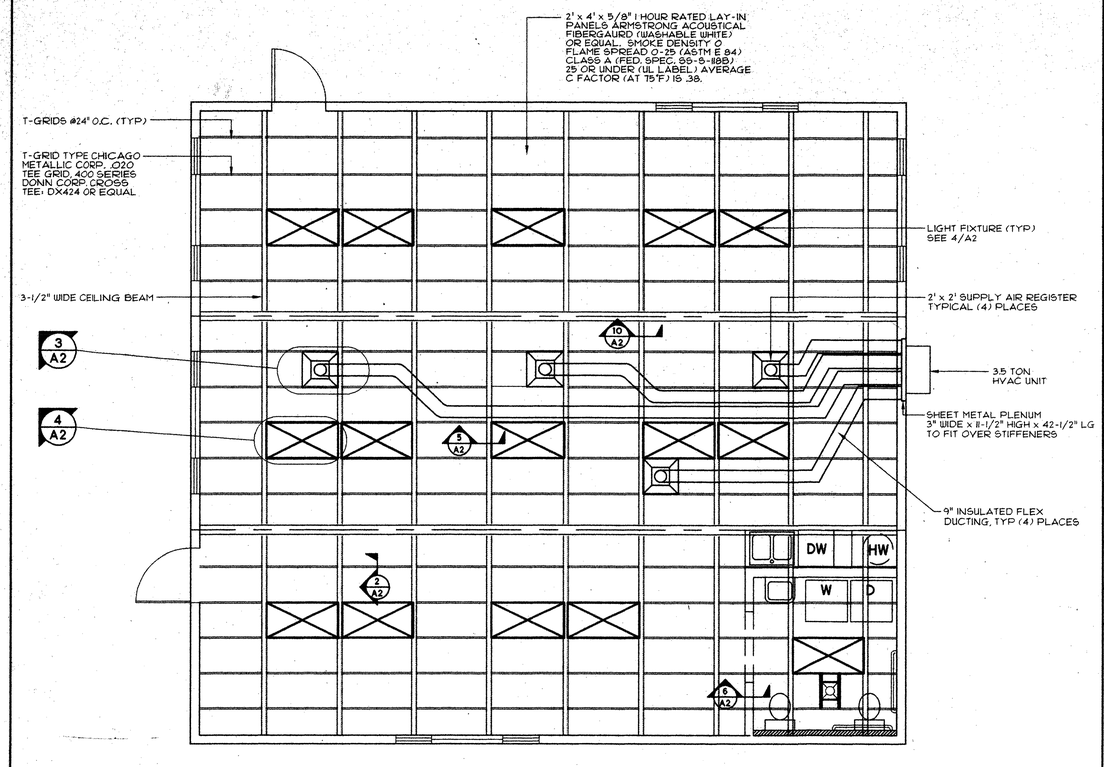

NOTE: CEILING TILE & LIGHTING SYSTEM IN THIS MODULE ARE NOT SUSPENDED. THE BUILDING HAS A FIXED CEILING AND LIGHTING FIXTURE SUPPORT SYSTEM WHICH IS MECHANICALLY FASTENED TO STEEL CEILING BEAMS.

1 MECHANICAL & REFLECTED CEILING PLAN FOR A BUILDING

SCALE: 1/4"=1'-0"

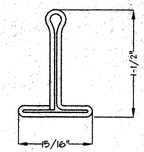

NOTE: T-GRID TO BE DONN CORP. CROSS TEE : DX424 OR CHICAGO METALLIC CORP. .020 TEE GRID, 400 SERIES OR EQUAL.

2 TYPICAL T-GRID

SCALE: FULL

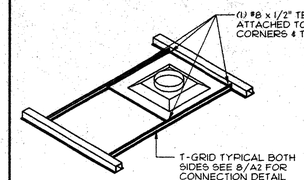

3 SUPPLY AIR REGISTER

SCALE: 1/2"=1'-0"

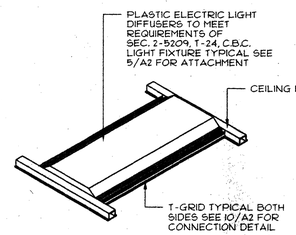

SEE 5/A2 FOR FASTENING OF FIXTURE TO CEILING BEAM

4 DROP-IN LIGHT FIXTURE

SCALE: 1/2"=1'-0"

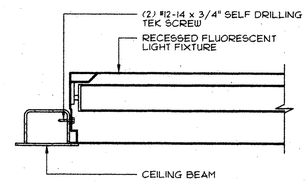

5 LIGHT FIXTURE SUPPORT

SCALE: 3"=1'-0"

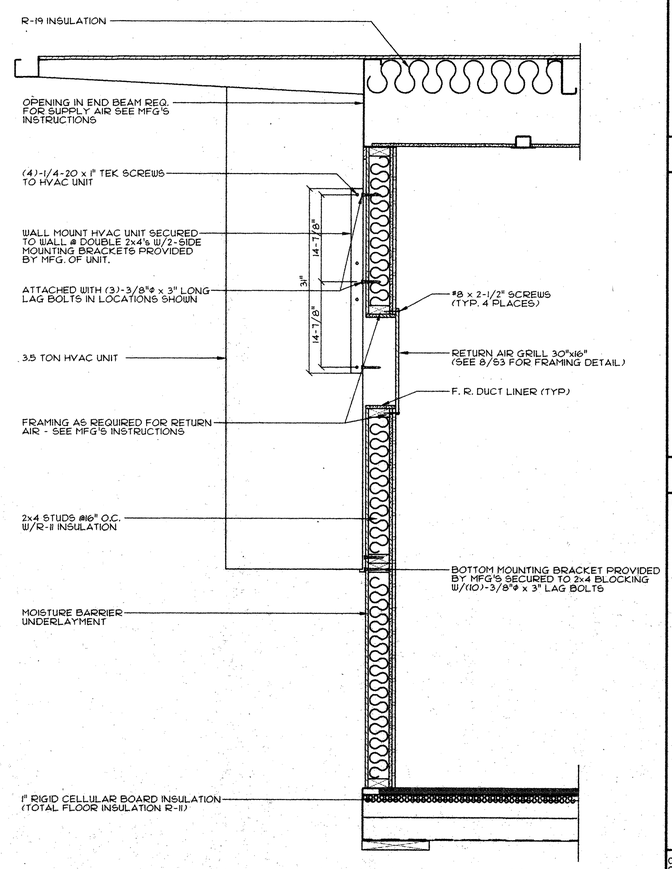

8 HVAC @ WALL SECTION

SCALE: 1"=1'-0"

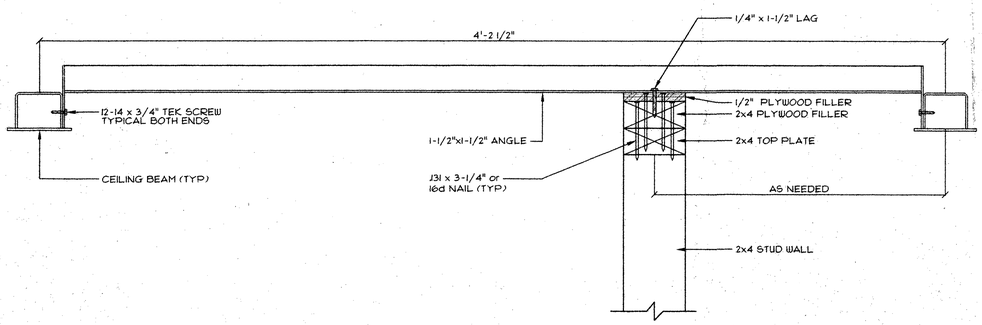

6 WALL FASTENING @ TOP PLATE BETWEEN CEILING BEAMS

SCALE: 3" = 1'-0"

1. HEAT PUMP
   SINGLE PACKAGE WALL MOUNTED AIR TO AIR ELECTRIC HEAT PUMP UNIT SHALL BE RATED IN ACCORDANCE WITH ARI STANDARDS 240-77. REFERENCE BRANDS: SUN, BARD OR EQUAL

   WIRING AND MNTG. INSTALLATION OF UNIT PER MANUFACTURER'S INSTRUCTIONS.
   A) TWO SPEED INDOOR BLOWER MOTOR TO REDUCE INDOOR NOISE LEVEL.
   B) TOTAL UNIT AMPS: 15.7/17.2 @ 230/208 VOLTS MIN. CIRCUIT CAPACITY: 35 AMPS.
   C) LOW TEMPERATURE OUTDOOR THERMOSTAT TO ASSIST CIRCUITING DURING THE HEATING MODE.
   D) COOLING: 25,360 BTU HR (95°F) HEATING 36,400 BTU HR (47°F)
   E) WEIGHT: 420 LBS.

   AIR FILTERS:
   AN APPROVED TYPE TESTED IN ACCORDANCE WITH TEST METHODS SFM-12-71-AS SHOWN IN PART 12, TITLE 24, CALIFORNIA CODE OF REGULATIONS. PREFORMED FILTERS HAVING COMBUSTABLE FRAMING SHALL BE TESTED AS A COMPLETE ASSEMBLY. AIR FILTERS IN ALL OCCUPANCIES SHALL BE CLASS 2 OR BETTER, AS DEFINED IN THE TEST METHOD ABOVE. AIR FILTERS SHALL BE ACCESSIBLE FOR CLEANING OR REPLACEMENT.
2. CONTROLS:
   THERMOSTAT: WHITE-ROGERS #92 DIGITAL (TAMPER PROOF). MAX +60" FROM FLOOR (+48" MAX IF NON-SEALED TYPE).
3. DUCTS:
   FACTORY MADE AIR DUCTS SHALL BE APPROVED FOR THE USE INTENDED OR SHALL CONFORM TO THE REQUIREMENTS OF UMC STANDARDS NO. 10-1. EACH PORTION OF A FACTORY MADE AIR DUCT SYSTEM SHALL BE INDENTIFIED BY THE MANUFACTURER WITH A LABLE OR OTHER SUITABLE IDENTIFICATION INDICATING COMPLIANCE W/UMC STANDARD NO. 10-1 AND ITS CLASS DESIGNATION. THESE DUCTS SHALL BE INSTALLED IN ACCORDANCE WITH THE TERMS OF THIER LISTING. INSULATION APPLIED TO THE EXTERIOR SURFACE OF DUCTS LOCATED IN BUILDING SHALL HAVE A FLAME SPREAD RATING OF NOT MORE THAN 25 AND A SMOKE-DEVELOPED RATING OF NOT MORE 50 WHEN TESTED AS A COMPOSITE INSTALLATION INCLUDING INSULATION, FACING MATERIALS, TAPES AND ADHESIVE AS NORMALLY APPLIED. MATERIAL EXPOSED WITHIN DUCTS OR PLENUMS SHALL HAVE A FLAME SPREAD RATING OF NOT MORE THAN 25 AND A SMOKE DEVELOPED RATING OF NOT MORE THAN 50

9 H.V.A.C. SPECIFICATIONS

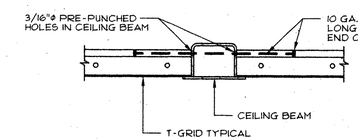

10 T-GRID CONNECTION DETAIL

SCALE: 3"=1'-0"

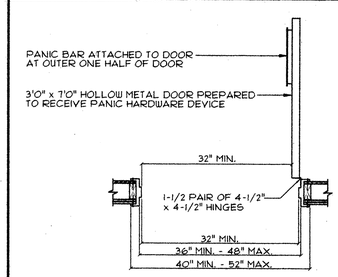

11 PANIC HARDWARE DETAIL

SCALE: 1-1/2"=1'-0"

DIVISION OF THE STATE ARCHITECT — OFFICE OF REGULATION SERVICES

BY APPROVAL STAMP DIV. OF THE STATE ARCHITECT OFFICE OF REGULATION SERVICES APPL 6 4 9 0 4 AC DATE 4/24/96 TMH/SF

LICENSED ARCHITECT PAUL D. CIANCHI C-5310 10.31.97 RENEWAL DATE STATE OF CALIFORNIA

DESIGN CRITERIA

ROOF: DEAD LOAD – 8.0 PSF
ROOF: LIVE LOAD – 20.0 PSF

FLOOR: DEAD LOAD – 8.0 PSF
FLOOR: LIVE LOAD – 50.0 PSF

WALLS: DEAD LOAD – 8.0 PSF
WIND: 80 MPH; EXP. C – 26.5 PSF
(PER DSA IR 23-16)
SEISMIC: ZONE 4, Rw=6, C=2.75

CONFIDENTIAL MATERIAL – THESE DOCUMENTS ARE THE PROPERTY OF AND ARE NOT TO BE REPRODUCED OR DISTRIBUTED WITHOUT FULL KNOWLEDGE AND WRITTEN CONSENT FROM ENVIROPLEX, INC.
© COPYRIGHT 1993 ENVIROPLEX, INC. (DRAWINGS PREPARED BY ENVIROPLEX, INC.)

12 APPROVALS

JH Lawder, Inc.
Structural Engineers
821 14TH STREET MODESTO, CA 95354
(209) 521-1143 FAX (209) 521-1166

PROFESSIONAL ENGINEER JOHN H. LAWDER No. 52310 EXP 03-31-97 STRUCTURAL STATE OF CALIFORNIA

ENVIROPLEX, INC.

4777 E. CARPENTER ROAD STOCKTON, CA 95215

36'x40' RELOCATABLE CLASSROOM FOR SKYLINE COLLEGE CHILD DEVELOPMENT CENTER

MECHANICAL & REFLECTED CEILING PLAN – HVAC @ WALL SECTION – DETAILS – NOTES

REVISION DATE:	BY:

DATE:
THIS MODULAR BLDG. HAS BEEN ENGINEERED BY A REGISTERED STRUCTURAL ENGINEER AND PREVIOUSLY REVIEWED & APPROVED BY THE DIVISION OF THE STATE ARCHITECT, FIRE& LIFE SAFETY AND ACCESS COMPLIANCE SECTION.

DSA APPLICATION NO.

A2