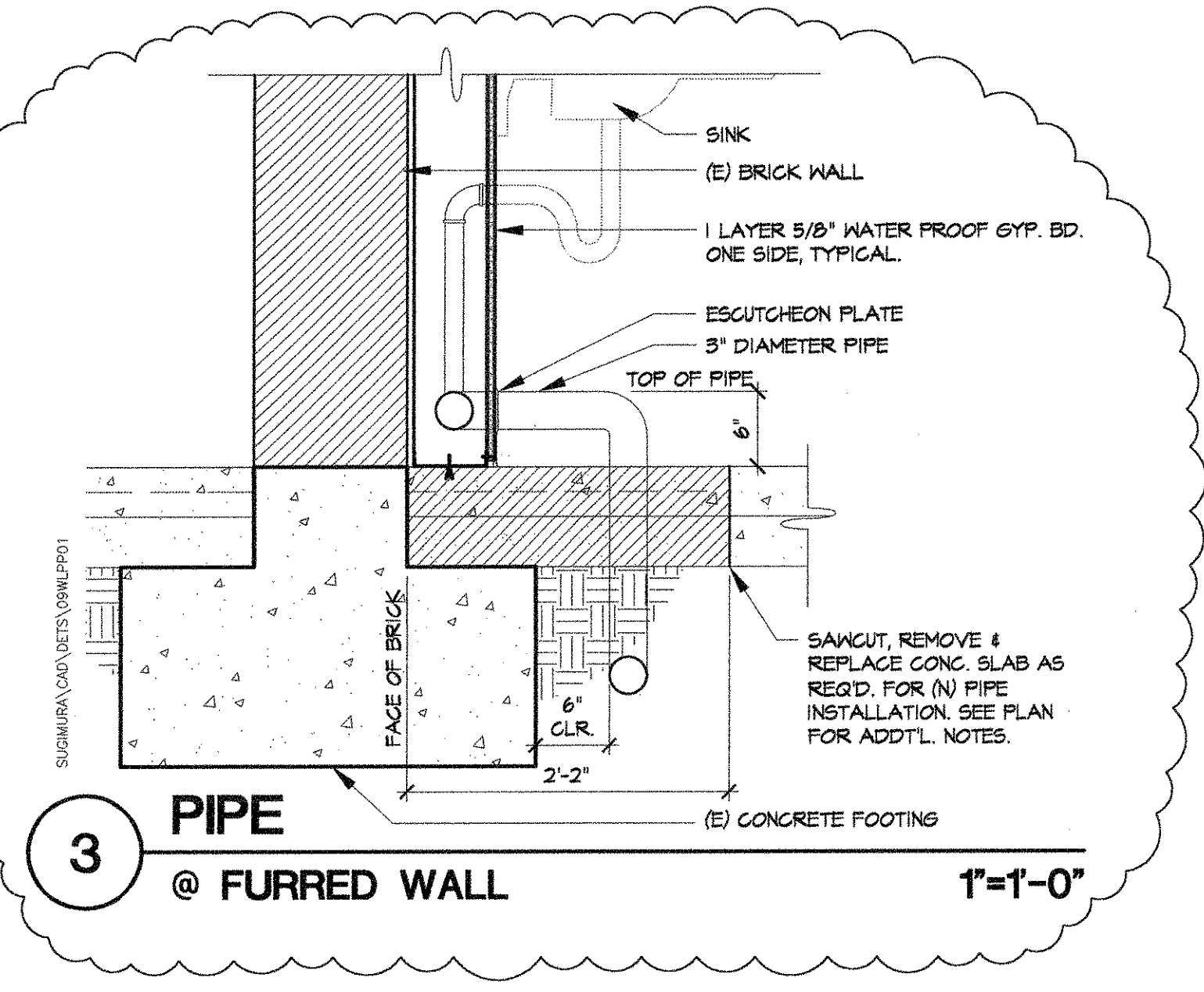
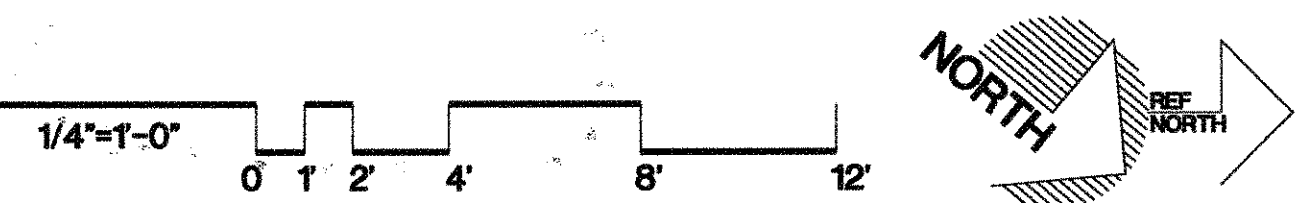


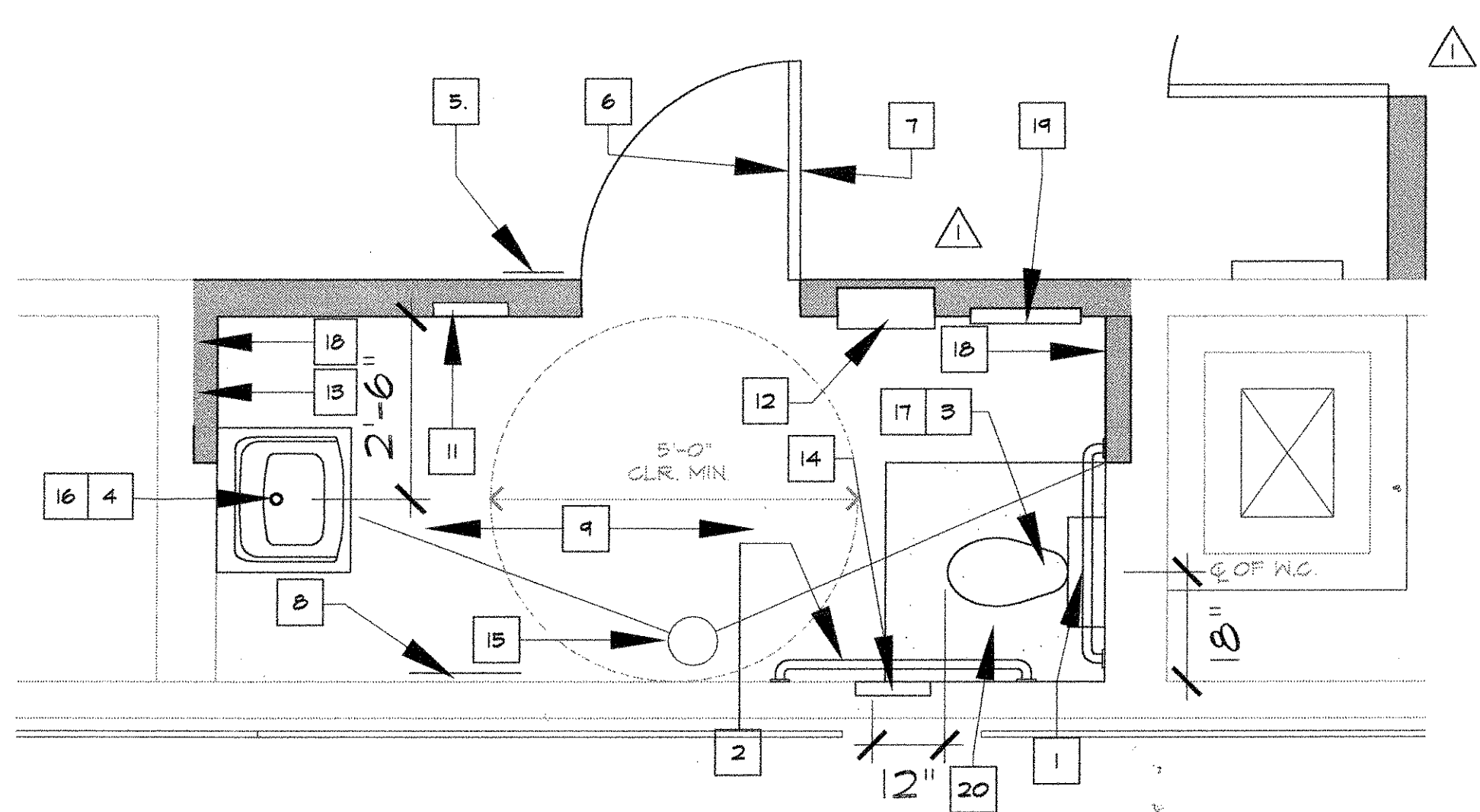
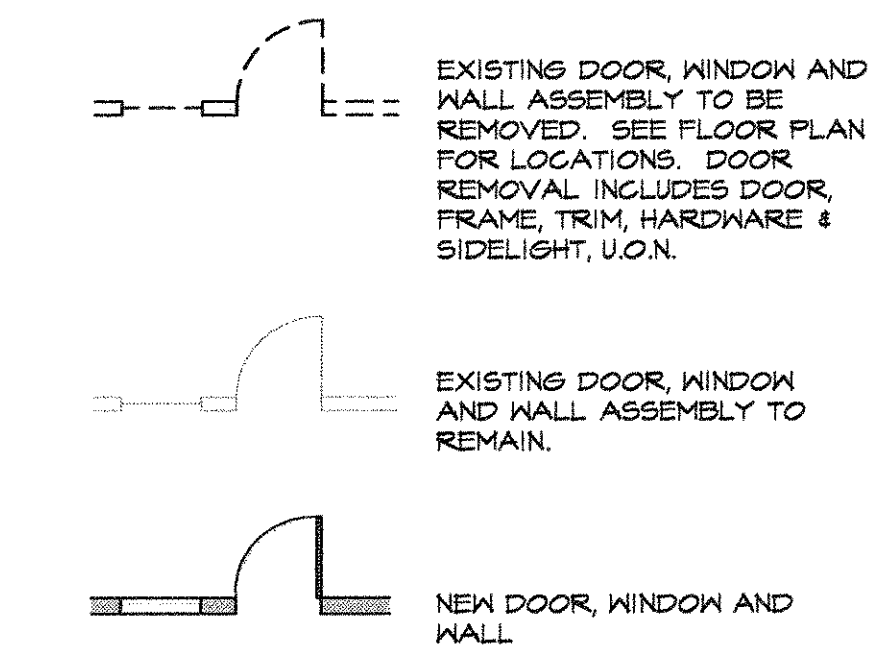
1 ENLARGED FLOOR PLAN - RM 123  
PACIFIC HEIGHTS



3 PIPE @ FURRED WALL 1\"/>

- KEYED NOTES** (DENOTED BY [Symbol])
- CLEAR SPACE REQUIRED FOR HAIR STATION, TYP.
  - REMOVE & RELOCATE (E) DRYER CHAIR FROM SKYLINE COLLEGE BLDG. & THIRD FLOOR TO LOCATION SHOWN.
  - REMOVE & RELOCATE (E) HAIRSTYLING STATIONS FROM SKYLINE COLLEGE BLDG. & THIRD FLOOR TO LOCATION SHOWN. REF TO ELEC DWGS FOR REINSTALLATION REQUIREMENTS. ATTACH (E) HAIRSTATIONS TO (E) CONC. SLAB WITH HILT (KB II, 2-1/2\"/>
  - REMOVE & RELOCATE (E) RECEPTION DESK FROM SKYLINE COLLEGE BLDG. & THIRD FLOOR TO LOCATION SHOWN.
  - REMOVE & RELOCATE (E) FURNITURE FROM BLDG. & THIRD FLOOR.
  - REMOVE & RELOCATE (E) DISPLAY CABINET FROM BLDG. & THIRD FLOOR.
  - REMOVE & RELOCATE (E) SOFA FROM BLDG. & THIRD FLOOR.
  - (N) TUBE STEEL COLUMNS WITHIN (N) WALL. REF TO STRUCTURAL DWGS.
  - (N) BASE CABINET AND WALL HUNG CABINET. REF TO INTERIOR ELEVATION ON SHEET A2.6
  - REQUIRED CLEAR AREA FOR HAIR WASHING STATIONS.
  - (N) ADJUSTABLE HAIR WASHING SINKS. REF. TO MECH DWGS. FOR INSTALLATION REQUIREMENTS.
  - (N) ACCESSIBLE SINKS. REF. TO 15/A9.1 & MECH DWGS.
  - (N) WALL MTD. SHELF. REF. TO 6/A9.5
  - PROVIDE & INSTALL ROOM IDENTIFICATION SIGNAGE. REF TO 14/A9.4
  - 2\"/>
  - PROVIDE & INSTALL (N) COAT HOOK ON THE BACK SIDE OF (N) DOOR. REF TO 4 & 20/A9.5 SIM. FOR MTD HEIGHT.
  - (N) ELEC. PANEL. REF. TO ELEC DWGS.
  - (N) SHEET VINYL FLOOR OVER (E) 4\"/>
  - INFILL AREA WITH CONCRETE TO MATCH (E). REFER TO DTL. 6/A9.4.
  - ACCESSIBLE STATION & REQUIRED 30\"/>
  - MODIFY (E) CABINET FOR 30\"/>

**LEGEND - WALL TYPES**



2 ENLARGED TOILET ROOM PLAN - RM 303  
PACIFIC HEIGHTS 1/2\"/>

- ENLARGED TOILET ROOM NOTES**
- PROVIDE AND INSTALL 36\"/>
  - PROVIDE AND INSTALL 42\"/>
  - PROVIDE AND INSTALL (N) ACCESSIBLE FLR. MTD. TOILET. REFER TO DTL. 20/A9.5. REFER TO PLUMBING DRAWINGS FOR REQUIREMENTS.
  - PROVIDE AND INSTALL (N) ACCESSIBLE SINK. REFER TO PLUMBING DRAWINGS FOR REQUIREMENTS. REF TO 20/A9.5 FOR MTD HEIGHT.
  - PROVIDE AND INSTALL (N) TYPE 2 BRAILLE ROOM SIGNAGE. REFER TO DETAIL 16/A9.5.
  - PROVIDE AND INSTALL (N) DOOR MOUNTED COAT HOOK. REFER TO DETAIL 10 & 20/A9.5.
  - PROVIDE AND INSTALL (N) INTERNATIONAL SYMBOL SIGN. REFER TO DETAIL 3/A9.1.
  - PROVIDE AND INSTALL (N) 24\"/>
  - PROVIDE & INSTALL (N) MOSAIC FLOOR & CERAMIC WALL TILE TO MATCH EXISTING.
  - NOT USED
  - PROVIDE & INSTALL RECESSED PAPER TOWEL DISPENSER/ TRASH ENCLOSURE. REF TO 20/A9.5
  - PROVIDE & INSTALL ADA APPROVED TAMPON (DISPENSER DUAL PRODUCT) WITH A MAX DISTANCE OF 3\"/>
  - PROVIDE & INSTALL WALL-MOUNTED SOAP DISPENSER. REFER TO DTL. 20/A9.5
  - CUT OPENINGS INTO (E) WALL & FRAME FOR (N) RECESSED TOILET PAPER/SANITARY NAPKIN DISPOSAL. REFER TO TYP. MTD. HEIGHTS DETAIL 20/A9.5.
  - DENOTES (E) FLOOR DRAIN TO REMAIN.
  - PROVIDE & INSTALL (N) HOT WATER SUPPLY/WASTE INSULATION ON SINK PIPES.
  - DENOTES FLUSH VALVE ON THE WIDE SIDE OF THE STALL.
  - FURR CUT (E) WALL ALIGN (W) (E) WALL, USE WOOD STUDS @ 16\"/>
  - PROVIDE & INSTALL TOILET SEAT COVER DISPENSER. SURFACE MOUNTED. REF TO 20/A9.5 FOR MTD HEIGHT.
  - INFILL AREA WITH CONCRETE TO MATCH (E). REFER TO DTL. 6/A9.4.

**Sugimura & Associates Architects**  
 Architecture • Planning • Interiors  
 Landscape Architecture  
 2155 South Bascom Ave., Suite 200  
 Campbell, CA 95008  
 408-879-0600 Fx 408-377-6066  
 COPYRIGHT © 2003 Sugimura & Associates Architects

REGISTERED ARCHITECT  
 STATE OF CALIFORNIA  
 C 26311  
 EXPIRES FEB. 28 2005

REVISIONS

NO.	ITEM	DATE
1	DSA BACKCHECK	5/28/04
2	CONSTRUCTION ISSUE	6/10/04
3	ADDENDUM #5	7/21/04
4	CONFORM SET	9/9/04

CLIENT APPROVAL:

DRAWN BY: **KSJ**  
 CHECKED BY:  
 JOB NO: 2145.002 DATE: 13 FEB 2004

**A2.4**  
 OF SHEETS

**ENLARGED FLOOR PLANS**  
 SKYLINE COLLEGE SWING SPACE  
 PERMIT PACKAGE #3  
 SKYLINE COLLEGE  
 3300 COLLEGE DRIVE  
 SAN BRUNO, CA 94066