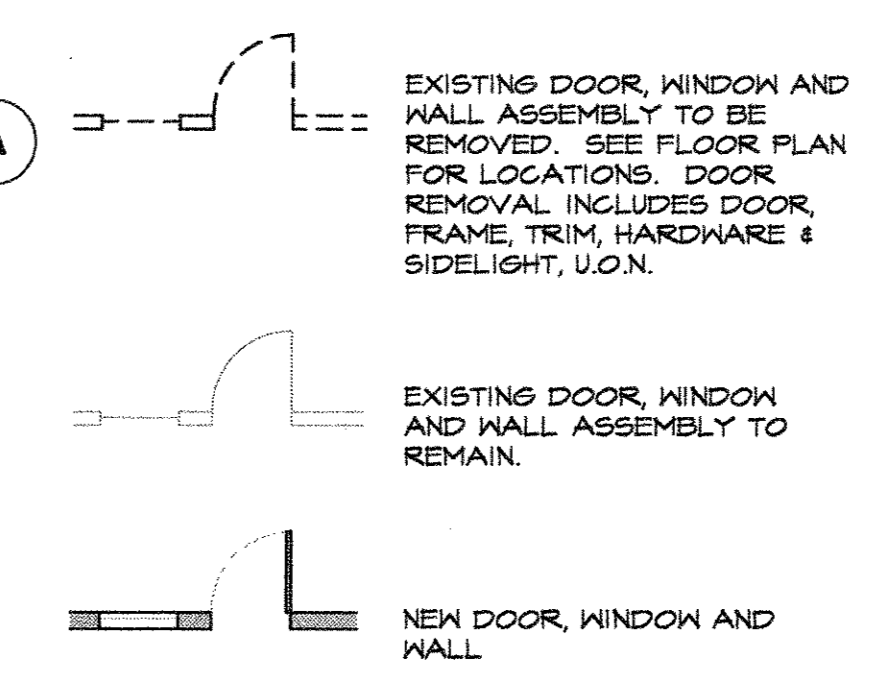


**LEGEND - WALL TYPES**



**KEYED NOTES (DENOTED BY [Symbol])**

1. REMOVE (E) WALL, (N) CERAMIC WALL TILE WHERE OCCURS/PATCH & REPAIR FLOOR AND CEILING TO RECEIVE (N) FINISHES TO MATCH (E) ELEVATION.
2. REMOVE (E) DOOR, FRAME, DISPOSE, WHERE OCCURS.
3. REMOVE (E) CASEWORKS, CABINETS, SHELVES, PATCH FLOOR/WALL TO MATCH EXISTING.
4. REMOVE (E) FLOOR MOUNTED MECHANICAL EQUIPMENT. REFER TO MECH. DWGS.
5. REMOVE (E) TOILET PARTITIONS WITH DOOR AND ALL ASSOCIATED MATERIAL. REMOVE ALL BOLTS FLUSH TO (E) FLOOR.
6. SANGUT (E) FLOOR. REFER TO MECH DWGS. & 2/A2.4.
7. REMOVE (E) WOOD STAGE FLOOR, STAIRS, PARTITION TO (E) SLAB. PATCH & REPAIR FLOOR & ROOF TO RECEIVE (N) FINISHES TO MATCH ADJACENT (E).
8. (E) FURNACE TO REMAIN
9. REMOVE (E) BASKETBALL BACKBOARD AND HOOP, DISPOSE.
10. REMOVE (E) FOLD-DOWN LUNCH TABLES & HARDWARE, DISPOSE.
11. (E) METAL LOCKERS TO REMAIN
12. REMOVE (E) CERAMIC FLOOR & WALL TILE, DISPOSE.
13. REMOVE (E) FIRE HOSE CABINET WITH ALL ASSOCIATED PLUMBING LINES, CAP BACK AT THE SOURCE. REFER TO MECH. DWGS.
14. REMOVE (E) DRINKING FOUNTAIN WITH ALL ASSOCIATED PLUMBING LINES. CAP BACK AT THE SOURCE. REFER TO MECH. DWGS. FOR REQUIREMENTS.
15. DENOTES (E) METAL LOUVERS TO REMAIN.
16. (E) TACKBOARDS/CHALKBOARDS TO REMAIN. PROTECT FROM DAMAGE DURING DEMO/CONSTRUCTION.
17. REMOVE TACKBOARDS/CHALKBOARDS.
18. (E) FLOOR FINISHES TO REMAIN. REMOVE (E) RUBBER BASE, PATCH & REPAIR FLOOR, WALL & BASE WHERE REQUIRED.
19. (E) FIRE EXT. CABINET TO REMAIN.
20. CUT OPENING INTO (E) WALL FOR (N) DOOR OPENING.
21. (E) DOOR & FRAME TO REMAIN.
22. REMOVE (E) WALL UP TO BOTTOM SIDE OF MECHANICAL PLATFORM DECK. PROVIDE TEMP. SHORING. SEE STRUCT. DWGS. FOR ADD'L INFO.
23. REMOVE (E) ROOF HIGH WALL (N) (E) PLYWOOD & 4"x4" POSTS, DISPOSE. REMOVE (E) DOWEL, FLUSH TO FLOOR.
24. (E) FIXTURES TO REMAIN, U.O.N.
25. (E) CASEWORK, CABINET, SHELVES & SINK TO REMAIN.
26. DENOTES (E) BUILDING COLUMN WITHIN (E) WALL TO REMAIN.
27. REMOVE & SALVAGE (E) TOILETS, RETURN TO DISTRICT.
28. DENOTES (E) FURRED OUT WALL TO REMAIN.
29. DENOTES (E) TUBE STEEL COLUMNS TO REMAIN, TYP.
30. (E) SHELVING TO REMAIN.
31. (E) MOSAIC FLOOR TILE TO REMAIN. REMOVE (E) MARBLE THRESHOLD, SAVE FOR REINSTALLATION. PATCH FLOOR FLUSH WITH (E) CONC. SLAB TO MATCH (E) FLOOR ELEVATION.
32. (E) HOSE BIBB TO REMAIN.
33. REMOVE (E) METAL LOUVERS, DISPOSE.
34. SANGUT (E) CONC. FLOOR. SEE ELECT. DWGS FOR THE EXTENT OF WORK.
35. (E) MOP SINK TO REMAIN.
36. REMOVE (E) METAL VENT. REFER TO A2.2 TO CLOSE OPENING. REF. MECH DWGS.
37. REMOVE (E) 6" CONCRETE CURB FLUSH TO FLOOR. PATCH (E) FLOOR TO MATCH (E) FLOOR ELEVATION TO RECEIVE (N) FINISH.
38. REMOVE (E) ACOUSTICAL WALL TILE, SAVE FOR REINSTALLATION.
39. EXISTING HANDICAPPED CEILING TO REMAIN. PARTIALLY DEMO/REMOVE AS REQ'D FOR (N) FRAMING WORK. PATCH & REPAIR TO MATCH (E) UNDISTURBED SURFACES. REFER TO STRUCTURAL DWGS.
40. REMOVE (E) DOOR.
41. (E) ACOUSTICAL WALL TILE TO REMAIN.
42. REMOVE (E) DOOR & CENTER MULLION, PREP FRAME FOR (N) DOOR & SIDELITE.
43. MODIFY (E) PLYWOOD STORAGE SHELVES TO ALLOW 60" CLEAR SPACE IN FRONT OF DOOR, INSTALL (N) WOOD END PANEL TO MATCH EXISTING MATERIAL & FINISH. PATCH FINISHES TO MATCH (E).
44. REMOVE (E) URINAL
45. SANGUT (E) FLOOR. REFER TO DETAIL 3/A2.4.
46. REMOVE & REPLACE CONC. WALKWAY AS REQ'D FOR UNDERGROUND SEWER PIPE INSTALLATION.

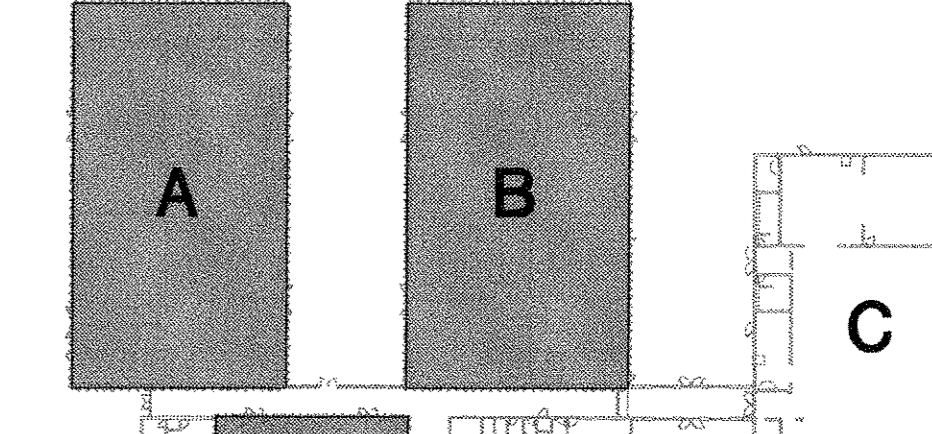
**GENERAL NOTES**

A. THE EXISTING TOILET ROOMS WITHIN THE BUILDING WILL NOT BE UPGRADED UNDER THIS CONTRACT PER TITLE 24/ ADA REGULATIONS. ALL ACCESSIBLE RESTROOMS WILL BE LOCATED WITHIN THE DETACHED MODULAR BUILDING. REFER TO DSA 901-05884

**WALL SYMBOL LEGEND**

- FOR ALL WALLS, SEE SCHEDULE ON SHEET A3.1 FOR FINISHES.
- (E) ROOF HIGH WALL TO REMAIN
  - (E) 2"x6" WOOD STUDS W/ 5/8" GYP. BD. EACH SIDE (V.I.F.)
  - (E) 2-HR. FIRE SEPARATION WALL TO REMAIN
  - (E) BRICK MASONRY WALL TO REMAIN


**KEY PLAN**



**DEMOLITION PLAN**



**Sugimura & Associates Architects**  
 Architecture • Planning • Interiors  
 Larascope Architecture  
 2155 South Bascom Ave., Suite 200  
 Campbell, CA 95008  
 408-879-0600 FAX 408-377-0006  
 COPYRIGHT © 2003 Sugimura & Associates Architects



REGISTRATION STAMP  
 DIV. OF THE STATE ARCHITECT  
 OFFICE OF REGULATION SERVICES  
 APP. NO. \_\_\_\_\_  
 AC. \_\_\_\_\_  
 DATE \_\_\_\_\_  
 FILE NO. \_\_\_\_\_  
 Division of the State Architect  
 215 Clay St., Suite 200  
 Oakland, CA 94612

**DEMOLITION FLOOR PLAN**  
**PACIFIC HEIGHTS**  
**SKYLINE COLLEGE SWING SPACE**  
**PERMIT PACKAGE #3**  
**SKYLINE COLLEGE**  
**3300 COLLEGE DRIVE**  
**SAN BRUNO, CA 94066**

REVISIONS

NO.	ITEM	DATE
1	DSA BACKCHECK	5/28/04
2	CONSTRUCTION ISSUE	6/10/04
3	ADDENDUM #5	7/21/04
4	CONFORM SET	4/9/04

CLIENT APPROVAL:  
 DRAWN BY: KH  
 CHECKED BY: NK  
 JOB NO: 2145.002  
 DATE: 13 FEB 2004