

owner
SAN MATEO COUNTY
3401 CSM DRIVE
SAN MATEO CA 94402

architect
STEINBERG ARCHITECTS
603 W. 6TH STREET
SAN ANGELO, TX 76901

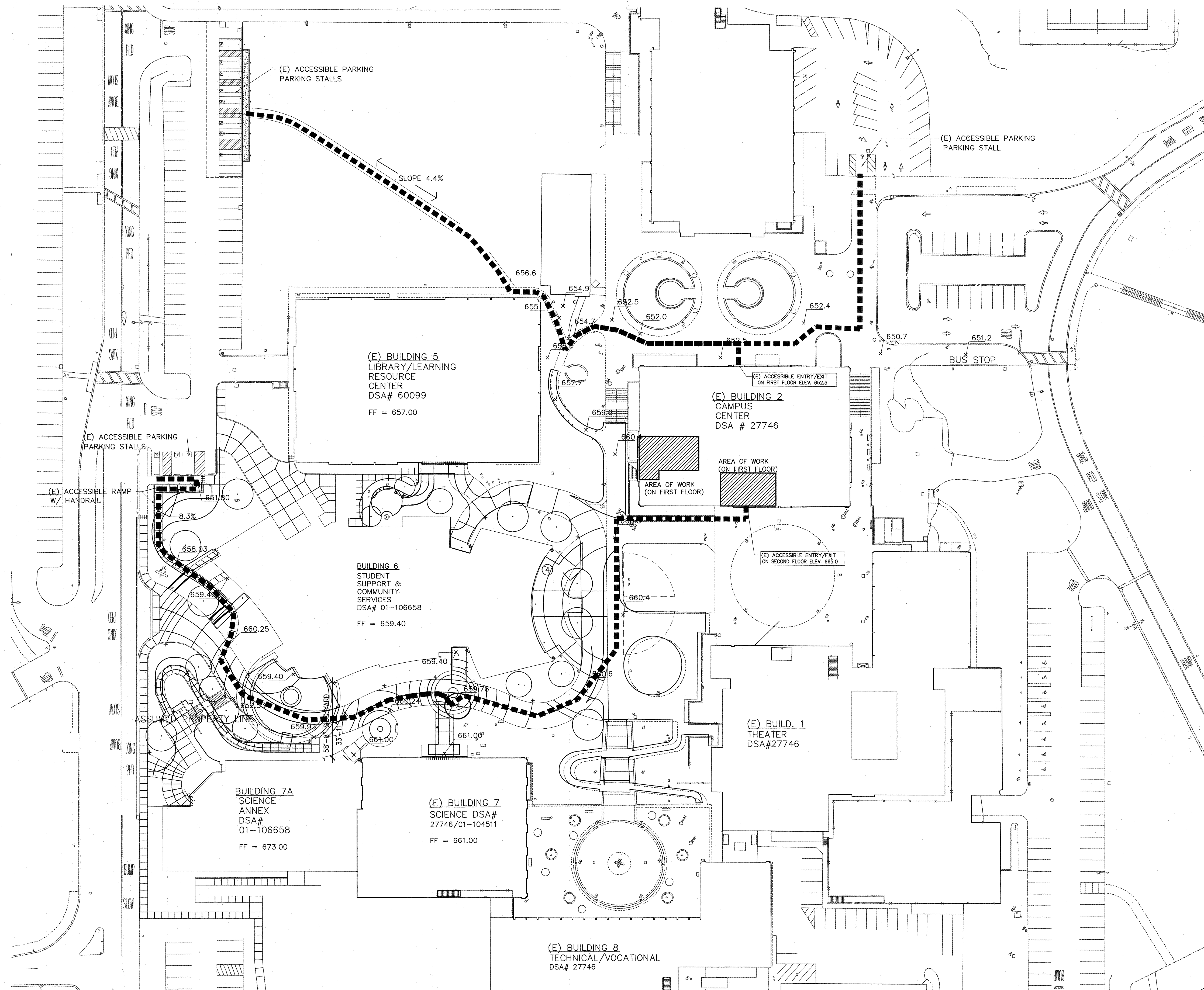


GENERAL NOTES


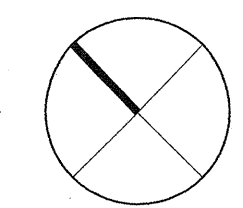
- A. EXTERIOR CONDITIONS ARE EXISTING.
- B. ACCESSIBLE PATH OF TRAVEL AS INDICATED ON SITE PLAN IS A BARRIER FREE ACCESS AT 1:20 MAXIMUM SLOPE WITHOUT ABRUPT VERTICAL CHANGES EXCEEDING 1/2", OR 1/4" CROSS SLOPE OF 2%.
- C. ACCESSIBLE PARKING AND SIGNAGE IS EXISTING.

LEGEND

- ACCESSIBLE PATH OF TRAVEL TO (E) ACCESSIBLE PARKING STALLS
- AREA OF WORK IN BUILDING 2

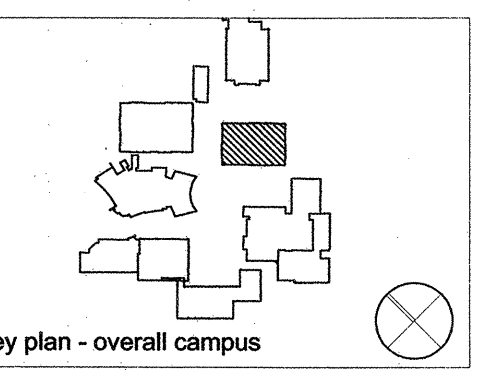


1 ACCESSIBILITY SITE PLAN
1"=40'



02.02.07	DSA SUBMITTAL
03.14.07	DSA BACKCHECK

rev.	date	issue



STEINBERG ARCHITECTS

project no: 06044 date: 02-02-07
drawn by: JC checked by: RS
scale: 1/16"=1'-0"

ACCESSIBILITY SITE PLAN

Copyright © 2007 Steinberg Architects. All rights reserved. This drawing is the property of Steinberg Architects and may not be used, copied, reproduced, or reproduced in any form without the express written consent of Steinberg Architects.