

ABBREVIATIONS

Table with 3 columns: Symbol, Abbreviation, and Description. Includes symbols for angle, centerline, diameter, pound, adjacent, aggregate, aluminum, approximate, arch, asphalt, accessible, etc.

GENERAL NOTES

- 1. BASE INFORMATION INCLUDING THE LOCATIONS OF PROPERTY LINES, EASEMENTS, BUILDINGS, ROADS, PARKING LOTS AND CURBS HAVE BEEN TAKEN FROM CIVIL ENGINEER'S PLANS. REFER TO CIVIL ENGINEERING PLANS FOR ADDITIONAL INFORMATION.
2. REFER TO THE CIVIL ENGINEER'S PLANS FOR UTILITY INFORMATION INCLUDING STORM DRAIN, SEWER, WATER, ELECTRICAL, GAS TELEPHONE AND CABLE TV.
3. REFER TO CITY/AND OR COUNTY STANDARD PLANS AND SPECIFICATIONS WHERE APPLICABLE.
4. FIELD VERIFY EXISTING SITE INFORMATION, INCLUDING PROPERTY LINES, TOP AND BOTTOMS OF SLOPES, ROADWAY CURB AND GUTTERS, UTILITIES AND OTHER INFORMATION AFFECTING THE SCOPE OF WORK INCLUDED IN THESE DRAWINGS.
5. CONTRACTOR SHALL NOTIFY UNDERGROUND SERVICE ALERT (USA 1-800-422-5133) 48 HOURS PRIOR TO ANY EXCAVATION.
6. CONTRACTOR SHALL BE RESPONSIBLE TO CONSULT WITH SITE SUPERINTENDENT, APPROPRIATE AGENCIES AND PLANS, FOR THE LOCATIONS OF ALL UNDERGROUND UTILITIES, PIPES AND STRUCTURES.
7. EXCAVATION IN THE VICINITY OF UTILITIES AND EXISTING MATERIALS SHALL BE UNDERTAKEN WITH CARE. THE CONTRACTOR BEARS FULL RESPONSIBILITY FOR THIS WORK. ANY DAMAGE CAUSED BY ANY PERSON, VEHICLE EQUIPMENT, OR TOOL RELATED TO THE EXECUTION OF THE CONTRACT SHALL BE REPAIRED IMMEDIATELY AT NO EXPENSE TO THE OWNER.
8. CONTRACTOR SHALL BE RESPONSIBLE FOR ANY COORDINATION REQUIRED TO ACCOMPLISH ALL CONSTRUCTION OPERATIONS. ALL PIPING, CONDUIT SLEEVES, ETC., SHALL BE SET IN PLACE PRIOR TO INSTALLATION OF CONSTRUCTION ITEMS.
9. REFER TO GRADING PLANS FOR ELEVATIONS AND LOCATION OF DRAINAGE STRUCTURES PRIOR TO INSTALLATION OF WALKS, FOOTINGS, AND OTHER STRUCTURES.
10. CONTRACTOR SHALL NOT WILLFULLY PROCEED WITH CONSTRUCTION AS DESIGNED WHEN IT IS OBVIOUS THAT UNKNOWN OBSTRUCTIONS, AREA DISCREPANCIES AND/OR GRADE DIFFERENCES EXIST THAT MAY NOT HAVE BEEN KNOWN DURING DESIGN. SUCH CONDITIONS SHALL BE IMMEDIATELY BROUGHT TO THE ATTENTION OF THE OWNER'S AUTHORIZED REPRESENTATIVE. THE CONTRACTOR SHALL ASSUME FULL RESPONSIBILITY FOR ALL NECESSARY REVISIONS DUE TO FAILURE TO GIVE SUCH NOTIFICATIONS.
11. CONTRACTOR IS RESPONSIBLE FOR REPLACEMENT OF ANY EXISTING MATERIALS THAT ARE DAMAGED DURING CONSTRUCTION.
12. CONTRACTOR MUST GIVE 48 HOURS NOTICE TO LANDSCAPE ARCHITECT PRIOR TO SITE VISIT.

ACCESSIBILITY NOTES

- 1. FOR GRATINGS LOCATED ON THE SURFACE OF ANY PEDESTRIAN WAY, IN THE PATH OF TRAVEL, GROUND OPENINGS SHALL BE LIMITED TO 1/2" X 3/4" MAXIMUM IN THE DIRECTION OF TRAVEL. IF SUCH CONDITIONS OCCUR, PROVIDE MANUFACTURER'S CUT SHEETS OF GRATE FOR REVIEW.
2. GATES IN PATH OF TRAVEL MUST COMPLY WITH APPLICABLE DOOR REQUIREMENTS. SEE SECTION 11332.2 OF CALIFORNIA BUILDING CODE. SPECIFY LEVER HARDWARE OR A SIGN ON OR ADJACENT TO GATE STATING THAT "GATE IS TO REMAIN LOCKED IN THE OPEN POSITION DURING BUSINESS/SCHOOL HOURS OR DURING ANY PUBLIC FUNCTIONS." WORDS SHALL BE 1" HT. CAPITAL LETTERS. GATE MAY REQUIRE PANIC HARDWARE FOR EMERGENCY EXITING EVEN WITH SIGN. COORDINATE WITH STATE FIRE MARSHAL.

ADMINISTRATIVE REQUIREMENTS

- 1. A COPY OF PARTS 1 AND 2, TITLE 24, C.C.R. SHALL BE KEPT ON THE JOB SITE AT ALL TIMES.
2. ALL CHANGE ORDERS AND ADDENDA TO BE SIGNED BY ARCHITECT AND THE OWNER AND APPROVED BY DSA. CHANGE ORDERS AND ADDENDA ARE NOT VALID UNTIL APPROVED BY DSA PER SECTION 4-336, PART 1, TITLE 24.
3. ALL TESTS TO CONFORM TO THE REQUIREMENTS OF SECTION 4-335, PART 1, TITLE 24 AND APPROVED TEST AND INSPECTIONS SHEET.
4. TESTS OF MATERIALS SHALL AND INSPECTIONS LABORATORY SHALL BE IN ACCORDANCE WITH SECTION 4-335, PART 1, TITLE 24 AND THE DISTRICT SHALL EMPLOY AND PAY THE LABORATORY. COSTS OF RE-TEST SHALL BE PER GENERAL CONDITIONS.
5. DSA SHALL BE NOTIFIED AT THE START OF CONSTRUCTION AND PRIOR TO THE PLACEMENT OF CONCRETE PER SECTION 4-331, PART 1, TITLE 24.
6. INSPECTOR SHALL BE APPROVED BY DSA. INSPECTION SHALL BE IN ACCORDANCE WITH SECTION 4-342, PART 1, TITLE 24.
7. SUPERVISION OF CONSTRUCTION BY DSA SHALL BE IN ACCORDANCE WITH SECTION 4-334, PART 1, TITLE 24.
8. CONTRACTOR, INSPECTOR, ARCHITECT, AND ENGINEER SHALL SUBMIT VERIFIED REPORTS (FORM SSS-6) IN ACCORDANCE WITH SECTION 4-336 AND 4-343, PART 1, TITLE 24.
9. THE ARCHITECT AND THE STRUCTURAL ENGINEER SHALL PERFORM THEIR DUTIES IN ACCORDANCE WITH SECTIONS 4-333(c) AND 4-341, PART 1, TITLE 24.
10. THE CONTRACTOR SHALL PERFORM HIS DUTIES IN ACCORDANCE WITH SECTION 4-336 AND 4-343, PART 1, TITLE 24.
11. THE INTENT OF THESE DRAWINGS AND SPECIFICATION IS THAT THE WORK OF ALTERATION, REHABILITATION OR RECONSTRUCTION IS TO BE IN ACCORDANCE WITH TITLE 24, CALIFORNIA CODE OF REGULATIONS. SHOULD ANY EXISTING CONDITION SUCH AS DETERIORATION OR NONCOMPLYING CONSTRUCTION BE DISCOVERED WHICH IS NOT COVERED BY THE CONTRACT DOCUMENTS WHERE IN THE FINISHED WORK WILL NOT COMPLY WITH TITLE 24, CALIFORNIA CODE OF REGULATIONS, A CHANGE ORDER, OR SEPARATE SET OF PLANS AND SPECIFICATIONS, DETAILING AND SPECIFYING THE REQUIRED WORK SHALL BE SUBMITTED TO AND APPROVED BY DSA BEFORE PROCEEDING WITH THE WORK.

PROJECT DIRECTORY

Table with columns: OWNER, ARCHITECT, LANDSCAPE ARCHITECT, CIVIL ENGINEER, IRRIGATION, and AQUATICS. Lists project details for San Mateo Community College District, LPA, Inc., and various engineering firms.

APPLICABLE CODES

Table listing applicable codes including California Code of Regulations, Building Standards Administrative Code, California Building Code (CBC), California Electrical Code (CEC), California Mechanical Code (CMC), California Plumbing Code (CPC), California Energy Code, Safety Code for Elevators and Escalators, California Fire Code, California International Existing Bldg. Code, California Green Bldg. Requirements, California Referenced Standards, California Public Safety, State Fire Marshal Regulations.

FEDERAL REGULATIONS

ADA STANDARDS FOR ACCESSIBLE DESIGN: ADA ACCESSIBILITY GUIDELINES FOR BUILDINGS AND FACILITIES. (ADAG) (28 CFR PART 36 APPENDIX A)

PARTIAL LIST OF APPLICABLE STANDARDS

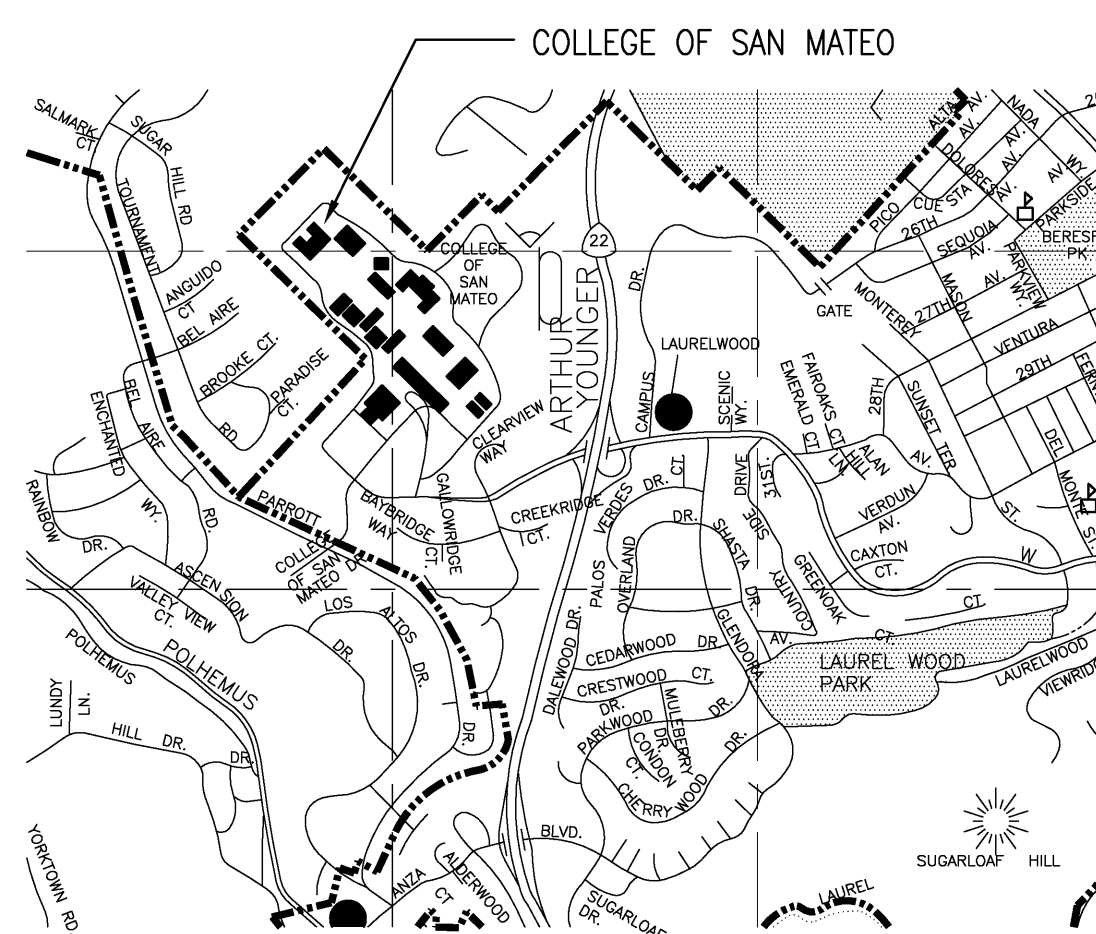
Table listing NFPA standards: NFPA 13 Automatic Sprinkler Systems, NFPA 14 Standpipe Systems, NFPA 17 Dry Chemical Extinguishing Systems, NFPA 17A Wet Chemical Systems, NFPA 20 Stationary Pumps, NFPA 24 Private Fire Mains, NFPA 72 National Fire Alarm Code, NFPA 253 Critical Radiant Flux of Floor, NFPA 2001 Clean Agent Fire Extinguishing Systems, ASME 17.1 Elevator Standard.

REFERENCE CODE SECTIONS FOR APPLICABLE STANDARDS - 2007 CBC CHAPTER 35 AND 2007 CFC CHAPTER 45. PROVIDES ALL THE APPLICABLE / ADOPTED STANDARDS, WHERE A PARTICULAR STANDARD IS REFERENCED IN THE CODE BUT DOES NOT APPEAR AS AN ADOPTED STANDARD IT MAY STILL BE USED, AS ONLY THE PORTION OF THE STANDARD THAT IS APPLICABLE TO THE CODE SECTION WHERE THE STANDARD IS REFERENCED, NOT THE ENTIRE STANDARD.

SCOPE OF WORK

THE SCOPE OF WORK INCLUDES DEMOLITION OF CONCRETE PAVING, ASPHALT PAVING, LANDSCAPE AREAS, TWO FOUNTAINS AND ONE SWIMMING POOL; CONSTRUCTION OF CAMPUS PEDESTRIAN CIRCULATION AND PLAZA SPACES, INCLUDING WALKWAYS, STAIRS, ACCESSIBLE PATHWAYS, SEATING ELEMENTS, CONSTRUCTION OF NEW LANDSCAPE AND IRRIGATION SYSTEMS; CONSTRUCTION OF REVISED VEHICULAR CIRCULATION AND PARKING, INCLUDING NEW ACCESSIBLE PARKING AREAS; CONSTRUCTION OF THREE NEW FOUNTAINS AND TWO NEW SWIMMING POOLS, INCLUDING PROTECTIVE BARRIER FENCING AT SWIMMING POOLS; CONSTRUCTION OF NEW POOL MECHANICAL EQUIPMENT AND CONCESSION BUILDING.

VICINITY MAP



SHEET INDEX

Main sheet index table with columns: ISSUE DATE, DRAWING IN THIS ISSUE, REVISION NO., TITLE, and REVISION NO. Lists sheets for GENERAL, ARCHITECTURE, CIVIL, LANDSCAPE, SIGNAGE, FOUNTAIN, and AQUATICS.

AQUATICS

Table listing aquatic-related sheets: CP-1 COMPETITION POOL LAYOUT PLAN, CP-2 COMPETITION POOL / SWIMMING POOL PIPING PLAN, CP-3 COMPETITION POOL / SWIMMING POOL UNDERWATER LIGHT / TIMING SYSTEM PLAN, CP-4 COMPETITION POOL SECTIONS, CP-5 DETAILS, CP-6 DETAILS, CP-7 DETAILS, CP-8 DETAILS, CP-9 DETAILS, SP-1 SWIMMING POOL LAYOUT PLAN, SP-2 SWIMMING POOL SECTIONS, SP-3 DETAILS, SP-4 DETAILS, SP-5 DETAILS.

STRUCTURAL

Table listing structural sheets: SO.1 GENERAL NOTES ABBREVIATIONS & LEGEND, SO.2 SITE CONSTRUCTION CONCRETE DETAILS, SO.3 SITE CONSTRUCTION C.M.U. DTLS & REAR BOARD DESIGN, S1.0 POOL EQUIPMENT BUILDING PLANS, DETAILS, & ELEVATIONS, S4.1 POOL EQUIPMENT BUILDING TYPICAL C.M.U. DETAILS, S5.1 POOL EQUIPMENT BUILDING TYPICAL CONCRETE DETAILS, S7.1 POOL EQUIPMENT TYP. STL. & METAL DECK DETAILS.


SITE ELECTRICAL

Table listing site electrical sheets: ED.01 LEGEND & ABBREVIATIONS, DRAWING SCHEDULE & PHOTOMETRIC SUMMARY, ED.02 TITLE 24 COMPLIANCE, ED.03 LIGHTING FIXTURE SCHEDULE, ED.04 ELECTRICAL DETAILS, ED.05 ELECTRICAL DETAILS, E2.00 SITE LIGHTING PLAN - OVERALL KEY PLAN, E2.01 SITE LIGHTING PLAN, E2.02 NOT USED, E2.03 SITE LIGHTING PLAN, E2.04 SITE LIGHTING PLAN, E2.05 SITE LIGHTING PLAN, E2.06 SITE LIGHTING PLAN, E2.07 SITE LIGHTING PLAN, E2.08 SITE LIGHTING PLAN, E2.09 SITE LIGHTING PLAN, E2.10 SITE LIGHTING PLAN, E2.11 SITE LIGHTING PLAN, E2.12 SITE LIGHTING PLAN, E4.01 SITE LIGHTING PLAN - LIGHTING EXTENDED PHOTOMETRICS, E4.02 NOT USED, E4.03 SITE LIGHTING PLAN - LIGHTING EXTENDED PHOTOMETRICS, E4.04 SITE LIGHTING PLAN - LIGHTING EXTENDED PHOTOMETRICS, E4.05 SITE LIGHTING PLAN - LIGHTING EXTENDED PHOTOMETRICS, E4.06 SITE LIGHTING PLAN - LIGHTING EXTENDED PHOTOMETRICS, E4.07 SITE LIGHTING PLAN - LIGHTING EXTENDED PHOTOMETRICS, E4.08 SITE LIGHTING PLAN - LIGHTING EXTENDED PHOTOMETRICS, E4.09 SITE LIGHTING PLAN - LIGHTING EXTENDED PHOTOMETRICS, E4.10 SITE LIGHTING PLAN - LIGHTING EXTENDED PHOTOMETRICS, E4.11 SITE LIGHTING PLAN - LIGHTING EXTENDED PHOTOMETRICS, E4.12 SITE LIGHTING PLAN - LIGHTING EXTENDED PHOTOMETRICS, E6.01 ELECTRICAL SITE PLAN, E6.02 ELECTRICAL SITE PLAN, E6.03 ELECTRICAL SITE PLAN, E6.04 ELECTRICAL SITE PLAN, E6.05 ELECTRICAL SITE PLAN, E6.06 PRIMARY POWER SINGLE LINE DIAGRAM, E6.07 ELECTRICAL EQUIPMENT DETAILS, SEC 2.00 SECURITY SYSTEM SITE DEVICE LAYOUT PLAN- OVERALL, SEC 2.01 SECURITY SYSTEM SITE DEVICE LAYOUT PLAN- CAMERA NO. 1, SEC 2.02 SECURITY SYSTEM SITE DEVICE LAYOUT PLAN- CAMERA NO. 2, SEC 2.03 SECURITY SYSTEM SITE DEVICE LAYOUT PLAN- CAMERA NO. 3, 4 & 5, SEC 2.04 SECURITY SYSTEM SITE DEVICE LAYOUT PLAN- CAMERA NO. 6 & 7, SEC 2.05 SECURITY SYSTEM SITE DEVICE LAYOUT PLAN- CAMERA NO. 8, SEC 3.01 SECURITY SYSTEM CAMERA DETAILS.

THESE DRAWINGS AND/OR SPECIFICATIONS AND/OR CALCULATIONS FOR THE ITEMS LISTED ABOVE HAVE BEEN PREPARED BY OTHER DESIGN PROFESSIONALS OR CONSULTANTS WHO ARE LICENSED AND/OR AUTHORIZED TO PREPARE SUCH DRAWINGS IN THE STATE. THESE DOCUMENTS HAVE BEEN EXAMINED BY ME FOR DESIGN INTENT AND APPEAR TO MEET THE APPROPRIATE REQUIREMENTS OF TITLE 24, CALIFORNIA CODE OF REGULATIONS AND THE PROJECT SPECIFICATIONS PREPARED BY ME.

THE ITEMS LISTED ABOVE HAVE BEEN COORDINATED WITH MY PLANS AND SPECIFICATION AND ARE ACCEPTABLE FOR INCORPORATION IN THE CONSTRUCTION OF THIS PROJECT FOR WHICH I AM THE INDIVIDUAL DESIGNATED TO BE IN GENERAL RESPONSIBILITY CHARGE (OR FOR WHICH I HAVE BEEN DELEGATED RESPONSIBILITY FOR THIS PORTION OF THE WORK).

Table for signature and date: SIGNATURE OF ARCHITECT, DATE, LICENSE NUMBER, EXPIRATION DATE.



McCarthy Building Companies, Inc. 343 Sansome Street, 14th Floor San Francisco, California 94104 P 415 364-1339 F 415 397-5999





Table with columns: IDENTIFICATION STAMP, APPROVAL NO., DATE, FILE NUMBER.

This and all other project documents and all files, whether printed and/or digital, are the property of McCarthy Building Companies, Inc. (2007) and cannot be used for any other project without the written consent of McCarthy Building Companies, Inc. No portion of these documents shall be reproduced or transmitted in any form or by any means, electronic or mechanical, including photocopying, recording, or by any information storage and retrieval system without the prior written consent of McCarthy Building Companies, Inc. The user of these documents shall assume all liability for any and all consequences of any use of these documents. McCarthy Building Companies, Inc. is not responsible for any errors or omissions in these documents or any consequences thereof.

Copyright 2008

College of San Mateo Site Package San Mateo, CA

Developed for San Mateo County Community College District

Revision table with columns: Date, Description, and Revision. Lists revisions from 01 to 09.

Table with columns: Job No. (27082.30), Date (09 APRIL 2009), Drawn by (AG, RF), Checked by (SM), Scale (AS SHOWN).

GENERAL NOTES AND SHEET INDEX