

OCCUPANCY COUNT FOR C.F.C. CHAPTER 4 SANITARY FIXTURES

ROOM	AREA SQ FT	OCCUPANCY FACTOR	OCCUPANTS
MECHANICAL ROOM	3,655	-	-
CIRCULATION	3,564	-	-
OFFICE	1,280	200	1
STORAGE	416	-	-
LOCKER ROOM AREA	3,461	-	-
GYM EQUIPMENT AREA	11,459	50	230
GYM CIRCULATION	1,051	-	-

SANITATION PER 2010 C.F.C. TABLE 4-1

ROOM	OCCUPANTS	MALE				FEMALE				NOTE		
		U.C. REQ.	U.C. PROVIDED	URNAL REQ.	URNAL PROVIDED	LAV. REQ.	LAV. PROVIDED	U.C. REQ.	U.C. PROVIDED		LAV. REQ.	LAV. PROVIDED
OFFICE	1	1*	1*	-	-	1*	1*	1*	1*	1*	1*	*PER 2010 C.F.C. 412.3 EXCEPTION (2) EXISTING: ONE UNISEX RESTROOM PROVIDED
GYM EQUIPMENT AREA	230	3	3	4	4	3	6	4	6	3	4	

INFO NOTE:
PRIOR BUILDING: DAS APPLICATION NO. 01-109870

REVISIONS

NO	DESCRIPTION	DATE
01	D&A SUBMITTAL	8-31-2012
02	D&A BACKCHECK/ADDENDUM A	9-20-2012



Sally Swanson Architects, Inc.

220 Sansome St, Suite 1100
San Francisco, CA 94104
Tel: 415.445.3045
Fax: 415.445.3055
ssa@swanarch.com

Architecture
Planning
Accessible Design

ARCHITECT STAMP

DATE: 9/20/2012

D&A APPROVAL

IDENTIFICATION STAMP
DIVISION OF THE STATE ARCHITECT

APPL NO. 01-112844

AC, DS, FLS, DMED, SS, AK
DATE: 9/20/2012

PROJECT

COLLEGE OF SAN MATEO
CSM HEALTH & WELLNESS BLD. 5
1ST FLR LOCKER ROOMS RENOVATION

1000 W. HILLCREST BLVD.
SAN MATEO, CA 94403

DRAWING TITLE

PLUMBING FIXTURE COUNT

SCALE: N.T.S.

JOB NUMBER: 12042

DRAWN BY: C.V. & S.C.

CHECKED BY: J.F.

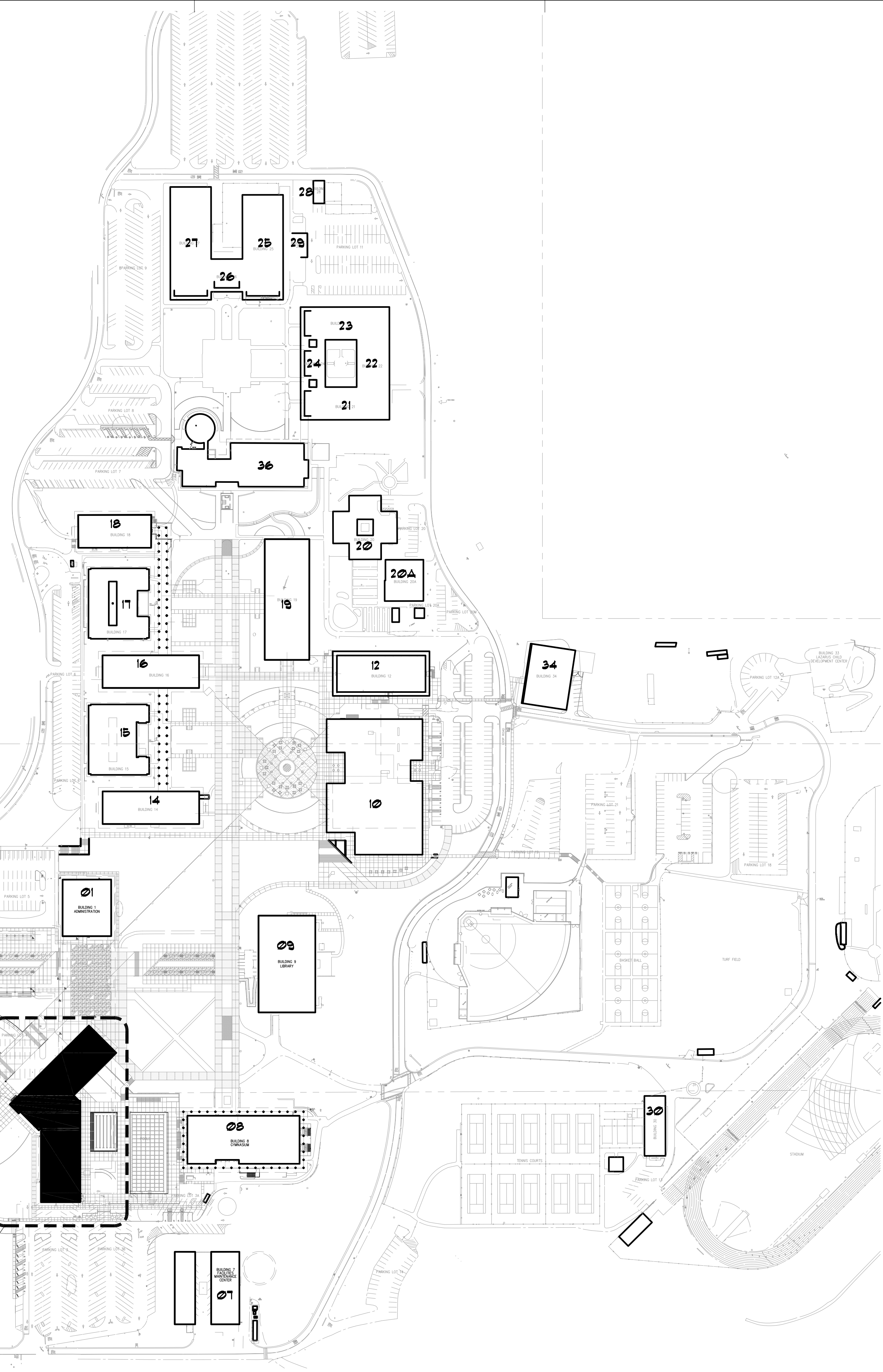
DATE: 09/20/2012

DRAWING NUMBER: G-02

SHEET NO. 2 OF 18

CSM DSA FILE NUMBERS			
BUILDING OR FACILITY NUMBER	BUILDING OR FACILITY NAME	DSA/ORS File #	APPROVAL DATE
1	ADMINISTRATION	19726	
1	CSM B1/5/6 SEISMIC & MODERNIZATION (CONSTRUCTION WAS NOT DONE)	105428	5-3-2005
2 and 4	MODERNIZATION	01-109243	2007-2008
2	MUSIC	19726	
2	CHORAL ROOM REMODEL	101566	6-4-1999
2	MUSIC MODERNIZATION	01-109243	11-16-2007
3	THEATER	19726	
3	THEATER CELL SITE	01-104629	4-4-2003
3	THEATER CELL SITE (1-MOBILE)	01-107740	
4	ART	19726	
4	ART MODERNIZATION	01-109243	11-16-2007
4A	CERAMICS/SCULPTURE	25836	
5	STUDENT CENTER	25836	
5N	HEALTH AND WELLNESS CENTER	01-108870	9-14-2008
6	MUSEUM	25836	
5 and 6	ASBESTOS REMOVAL	64532	3-15-1996
6	ADD HC ACCESSIBLE RAMP AT SOUTH END	102949	7/26/2000
5 and 6	CSM B1/5/6 SEISMIC & MODERNIZATION (CONSTRUCTION WORK WAS NOT DONE)	105428	5/3/2005
7	FACILITIES MAINTENANCE CTR	19726	
8	CONSUMERS	19726	
8	DSM BLEACHERS	24074	10/2/1983
9	LIBRARY	19726	
9	KCSM/FW REMODEL	25836	
9	SEISMIC UPGRADE	61027	5/29/1994
9	INCREMENT 1 - KCSM	105611	
9	CSM BY HC SITE RAMP (NORTH OF FOUNDATIONS)	106807	2/22/2005
10	LIFE SCIENCE	19726	
10W	STUDENT CENTER	01-410295	3/19/2009
11	SCIENCE LECTURE	19726	
12	PHYSICAL SCIENCE	19726	
13	PHYSICAL SCIENCE	19726	
14 and 16	MODERNIZATION	106988	2007/2008
14	SOUTH HALL	19726	
15	FACULTY OFFICES	19726	
16	CENTRAL HALL	19726	
16	REMODEL - DISABLED STUDENTS PROGRAM & SERVICES OFFICES AND ADA REVISIONS TO GROUND FLOOR (BAYROUNDS)	102949	7/26/2000
17	FACULTY OFFICES	19726	
18	SOFTBALL TEAM ROOM & FOOTBALL PLAZA BUILDINGS	108848	10/10/2007
18	NORTH HALL	19726	
18	ASBESTOS REMOVAL	100439	5/27/1996
18	REMODEL READING CENTER ON 1ST FLOOR	102949	7/26/2000
18	SEISMIC PROJECT (COMBINED WITH MODERNIZATION)	104536	7/19/2004
18	MODERNIZATION (COMBINED SEISMIC W/ MODERNIZATION PER DSA ON 7/19/04)	106947 104536	7/19/2004
19	ENGINEERING, ELECTRONICS	19726	
19	CLASSROOM REMODEL OF ROOMS 103, 105, 107, 118, 120, 121, 122, 124, & 125	106102	3/18/2004

CSM DSA FILE NUMBERS (CONT'D)			
BUILDING OR FACILITY NUMBER	BUILDING OR FACILITY NAME	DSA/ORS File #	APPROVAL DATE
20	EDPS, MULTICULTURAL CTR.	19726	
20A	HORTICULTURE	19726	
21	COMPTON/DOOT	19726	
22	HEALTH OCCUPATION	19726	
23	CONSUMER ARTS & SCIENCE, NURSING	57077	
24	LOCKER ROOMS	19726	
25	AERONAUTICS	19726	
26	TECHNICAL LECTURE	19726	
27	TRADES AND INDUSTRY	19726	
28	TEST CELL	19726	
29	CANTEEN	29088	6/20/1987
30	TEAM HOUSE	19726	
30A	TRUCK TOILET ROOM	19726	12/1/1980
31	TRUCKS	19726	
33	CHILD CARE CENTER	42380	4/21/1980
33	CHILD CARE CENTER MODERNIZATION	107070	
34	BUTLER BUILDING	61027	
34	BUTLER BUILDING - FIELD ACT COMPLIANCE, STRUCTURAL STRENGTHENING	105612	1/28/2004
35	REGIONAL PUBLIC SAFETY CTR. (FILE NO. 41-C1)	01-106255	4/23/2004
36	INCREMENT I	01-106241	6/23/2004
36	INCREMENT II	01-106241	2/7/2005
36	INCREMENT III	01-106241	4/27/2006
37	TENNIS COURT RESTAURANT BUILDING	01-106647	12/9/2004
38	FOOTBALL PRESS BOX	01-106647	12/9/2004
38	FIELD LEVEL RESTROOM BUILDING	01-106647	12/9/2004
40	BASEBALL STORAGE BLDG	01-106647	12/9/2004
	FOOTBALL SCOREBOARD & GOAL POSTS	01-106641	9/27/2004
	TRUCK STORAGE BLDG		
A	DISTRICT ADMIN. OFFICES	40115	
	COLONNADES SEISMIC UPGRADE - COMPLIANCE	61238	3/11/1994
	ELEVATOR ADDITIONS	54663	
	HANDRAIL/GUARDRAILS UPGRADE	100440	5/27/1998
	SPRINT CELL SITE	67891	6/3/1997
	STADIUM BLEACHERS	24929	6/23/1984
	CAMPUSWIDE FIRE ALARM UPGRADE	105931	SUBMITTED 1/27/2004
	CSM SUMMER '04 INFRASTRUCTURE	106069-1	3/19/2004
	CSM QUAD 5 & 6B INFRASTRUCTURE	106069-1	10/17/2004
	CSM FIRE PUMP REPLACEMENT	106069-4	5/26/2005
	CSM WALKWAY PROJECT (407 BETWEEN BLDG 1 & BLDG 9)	106097	2/22/2005
11	CSM TEMPORARY BUILDING	01-107389	8/4/2005
	PEDESTRIAN RAMP AT BLDG 9	61027	5/29/1994
	NEW ELEVATOR (BETWEEN BLDG 3 & BLDG 4)	01-106243	10/23/2008
	FINE ARTS COURTYARD	01-106895	6/27/2008
	CSM NORTH GATEWAY	01-110307	



REVISIONS		
NO.	DESCRIPTION	DATE
01	DSA SUBMITTAL	8-31-2012
02	DSA BACKCHECK/ADDENDUM A	9-20-2012



Sally Swanson Architects, Inc.

220 Sansome St. Suite 1100
 San Francisco, CA 94104
 Tel: 415.445.3045
 Fax: 415.445.3055
 ssa@swanarch.com

Architecture
 Planning
 Accessible Design

ARCHITECT STAMP

DATE: 9/20/2012

DSA APPROVAL

IDENTIFICATION STAMP
 DIVISION OF THE STATE ARCHITECT

APPL NO. 01-112844

AC DB FLS DM/ED/SS AK
 DATE: 9/20/2012

PROJECT

COLLEGE OF SAN MATEO
 CSM HEALTH & WELLNESS BLD. 5
 1ST FLR LOCKER ROOMS RENOVATION

1000 W. HILLSDALE BLVD.
 SAN MATEO, CA 94402

DRAWING TITLE

OVERALL SITE PLAN

SCALE: 1"=100'-0"

JOB NUMBER: 12042

DRAWN BY: C.V. & B.C.

CHECKED BY: J.F.

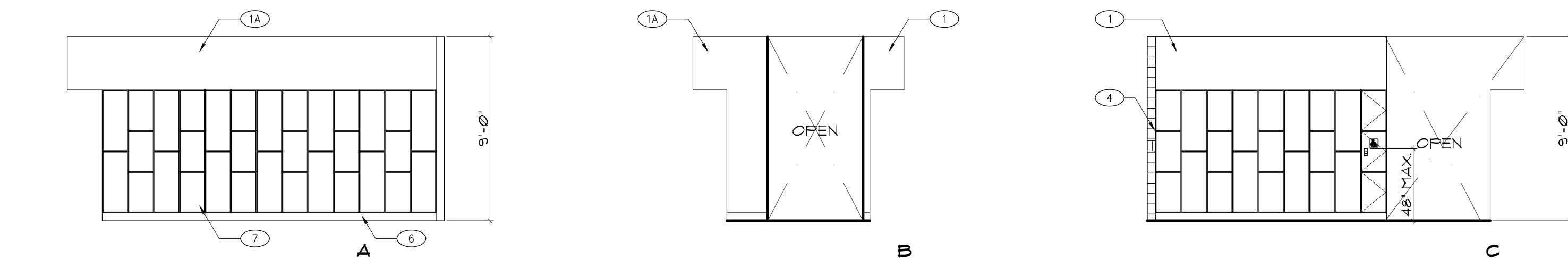
DATE: 09/20/2012

DRAWING NUMBER: A-10

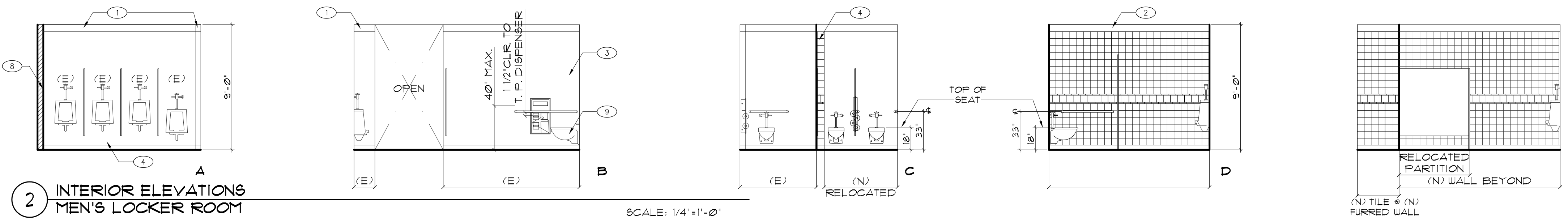
SHEET NO. 3 OF 18

1 OVERALL SITE PLAN

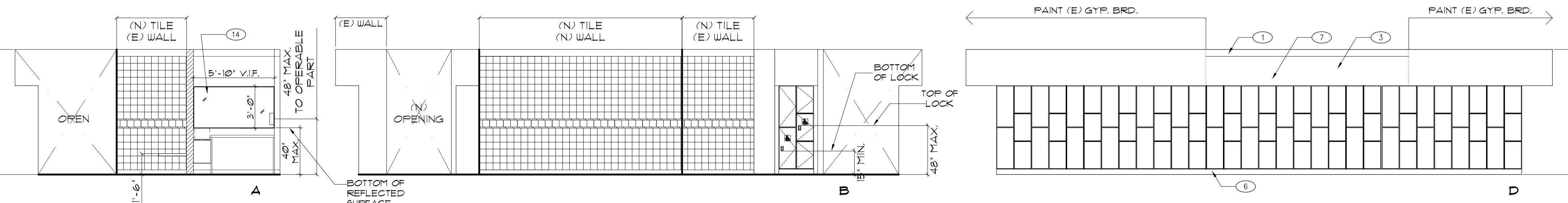
SCALE: 1"=100'-0"



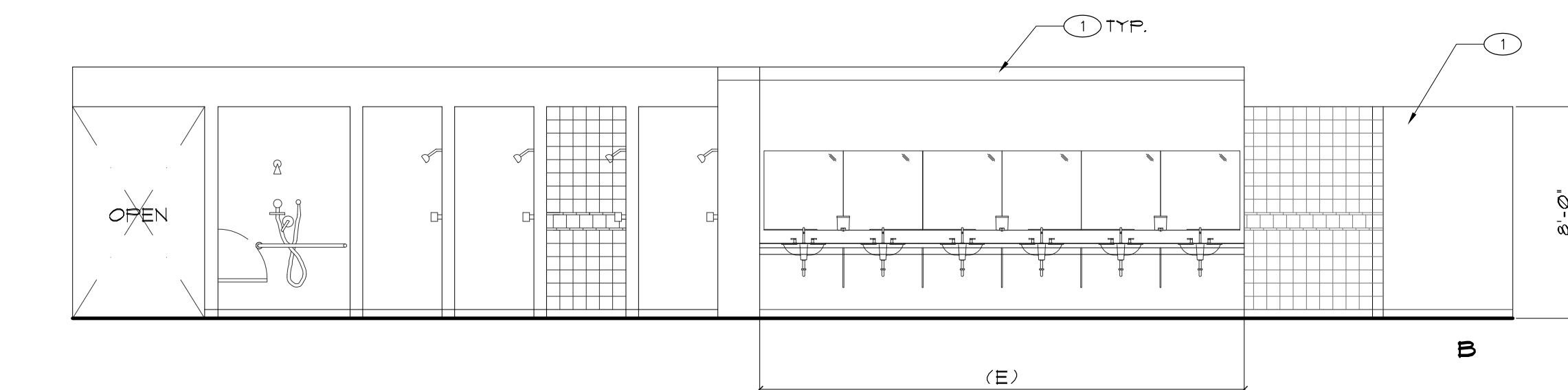
1 INTERIOR ELEVATIONS MEN'S LOCKER ROOM



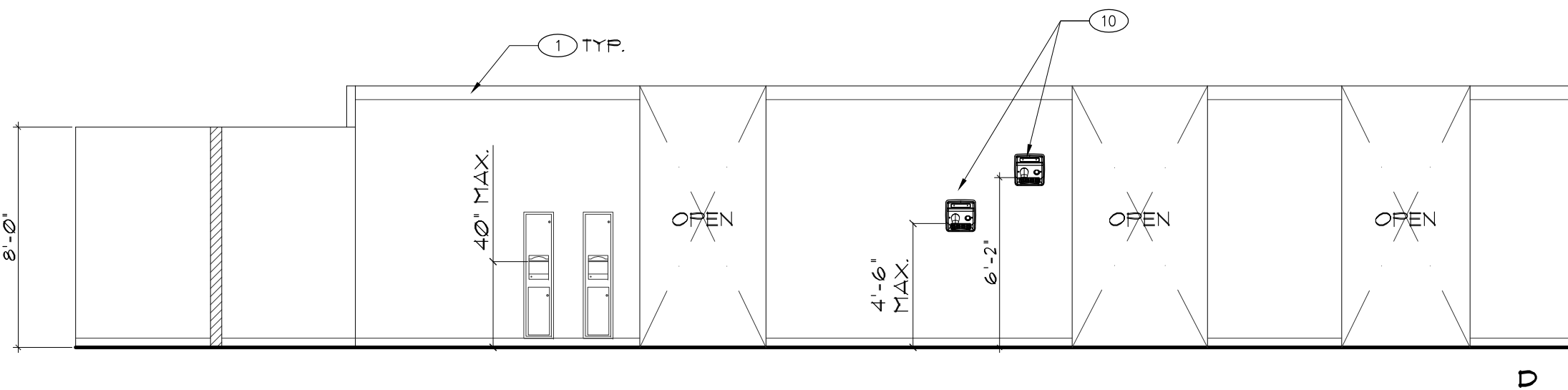
2 INTERIOR ELEVATIONS MEN'S LOCKER ROOM



3 INTERIOR ELEVATIONS MEN'S LOCKER ROOM



4 INTERIOR ELEVATIONS MEN'S LOCKER ROOM

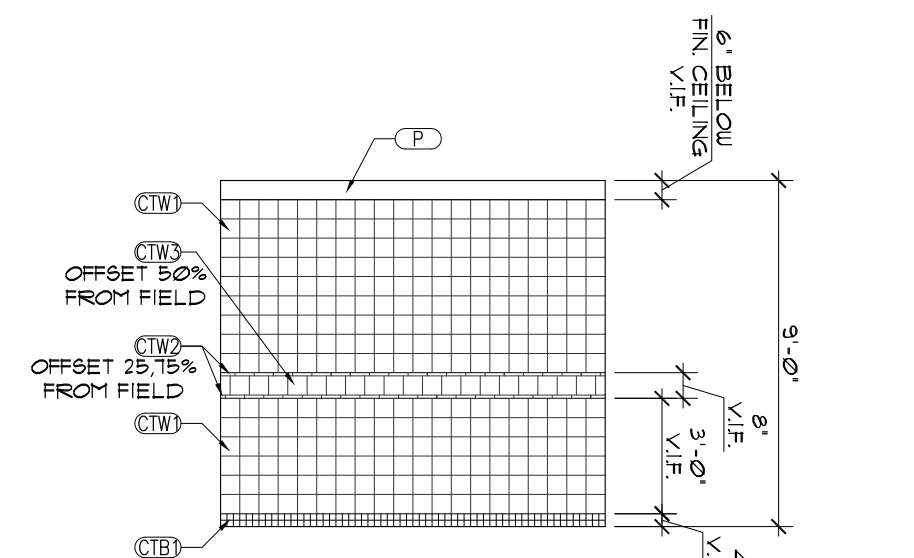


4 INTERIOR ELEVATIONS MEN'S LOCKER ROOM

COLOR LEGEND

- (E) PAINT TO MATCH EXISTING
- (N) FIELD: Ø190 ARCTIC WHITE TO MATCH (E)
- (L) LINER: Ø190 ARCTIC WHITE TO MATCH (E)
- (A) ACCENT: Ø190 ARCTIC WHITE TO MATCH (E)
- (CB) COVER TILE BASE: D311 BLACK TO MATCH (E)

5 TYPICAL FULL HEIGHT CERAMIC WALL



GENERAL NOTES

1. IF THE CONTRACTOR FINDS CONFLICTS IN THE DRAWINGS, HE SHALL NOTIFY THE ARCHITECT IN WRITING AND OBTAIN CLARIFICATION BEFORE PROCEEDING WITH THE WORK IN QUESTION.
2. DO NOT OBTAIN CONSTRUCTION DIMENSIONS BY MEASURING OR SCALING THE DRAWINGS. USE NUMERICAL DIMENSIONS NOTED ON THE DRAWINGS. OBTAIN DIMENSIONS NEEDED BUT NOT NOTED ON THE DRAWINGS FIRST BY ARITHMETIC. IF THE CONFLICTS ARISE, NOTIFY THE ARCHITECT PRIOR TO PROCEEDING WITH THE WORK.
3. NOTES AND SYMBOLS ARE TO APPLY AT ALL AREAS OF SIMILAR GRAPHIC REPRESENTATION. SUCH INDICATION MAY BE LIMITED TO PROMOTE CLARITY OR AVOID REDUNDANCY. NO LIMITATION OF APPLICATION SHALL BE CONSTRUCTED WITHOUT SPECIFIC NOTIFICATION.
4. REFER TO ELECTRICAL DRAWINGS FOR HORNS, SPEAKERS, AND OTHER FEATURES NOT OTHERWISE SHOWN.
5. REFER TO MECHANICAL DRAWINGS FOR REGISTERS AND VENTS NOT OTHERWISE SHOWN.

KEY NOTES

- 1 (E) GYPSUM BOARD, PAINTED, TO MATCH (E)
- 1A (E) GYPSUM BOARD, PREP. AND PAINT, TO MATCH
- 2 (N) GYPSUM BOARD, PAINTED
- 3 (E) TILE TO REMAIN (TYP.)
- 4 (N) TILE TO MATCH (E), SEE B/A-11
- 5 (E) TILE COVE BASE
- 6 (N) TILE COVE BASE TO MATCH (E), SEE B/A-11
- 7 (N) LOCKERS, N.I.C. OWNER PROVIDE AND INSTALL CONTRACTOR TO COORDINATE
- 8 (N) WALL
- 9 (E) TOILET
- 10 (N) ELECTRIC HAIR DRYER
- 11 PATCH WALL W/ TILE TO MATCH (E)
- 12 LIGHT COVE IN FRONT
- 13 (N) PAPER TOWEL DISPENSER
- 14 (N) MIRROR
- 14A RELOCATED (E) MIRROR
- 15 RELOCATED RECESSED PAPER TOWEL DISPENSER
- 16 (N) RECESSED FEMININE NAPKIN DISPENSER
- 17 (N) OPENING TOWEL CHUTE
- 18 (N) BACK SPLASH, SEE B/A-93

SYMBOL LEGEND

NEW WALL

REVISIONS


NO	DESCRIPTION	DATE
01	D&A SUBMITTAL	8-31-2012
02	D&A BACKCHECK/ADDENDUM A	9-20-2012



Sally Swanson Architects, Inc.

220 Sansome St, Suite 1100
 San Francisco, CA 94104
 Tel: 415.445.3045
 Fax: 415.445.3055
 ssa@swanarch.com

Architecture
 Planning
 Accessible Design



D&A APPROVAL

IDENTIFICATION STAMP
 DIVISION OF THE STATE ARCHITECT

APPL NO. 01-112844

AC_DS_FLS DMEDSS_AK
 DATE 9/20/2012

PROJECT

COLLEGE OF SAN MATEO
 CSM HEALTH & WELLNESS BLD. 5
 1ST FLR LOCKER ROOMS RENOVATION

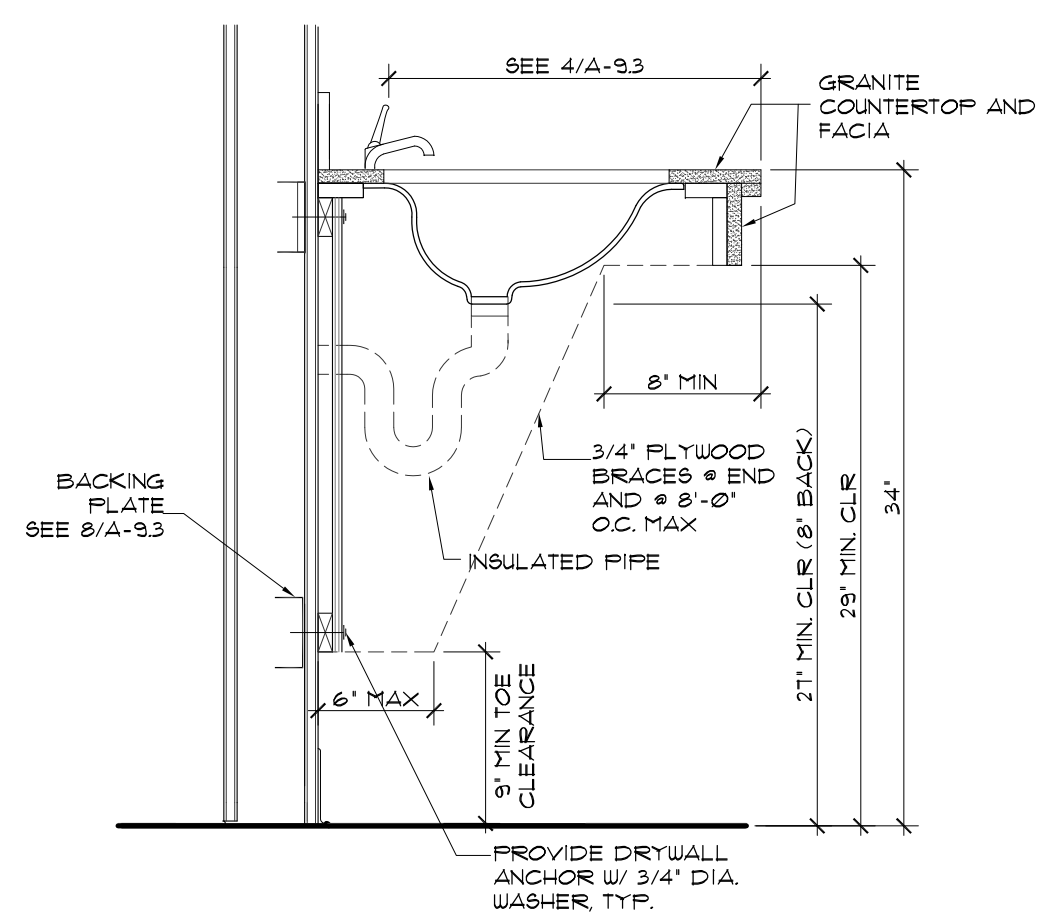
100 W. HILLDALE BLVD.
 SAN MATEO, CA 94402

DRAWING TITLE

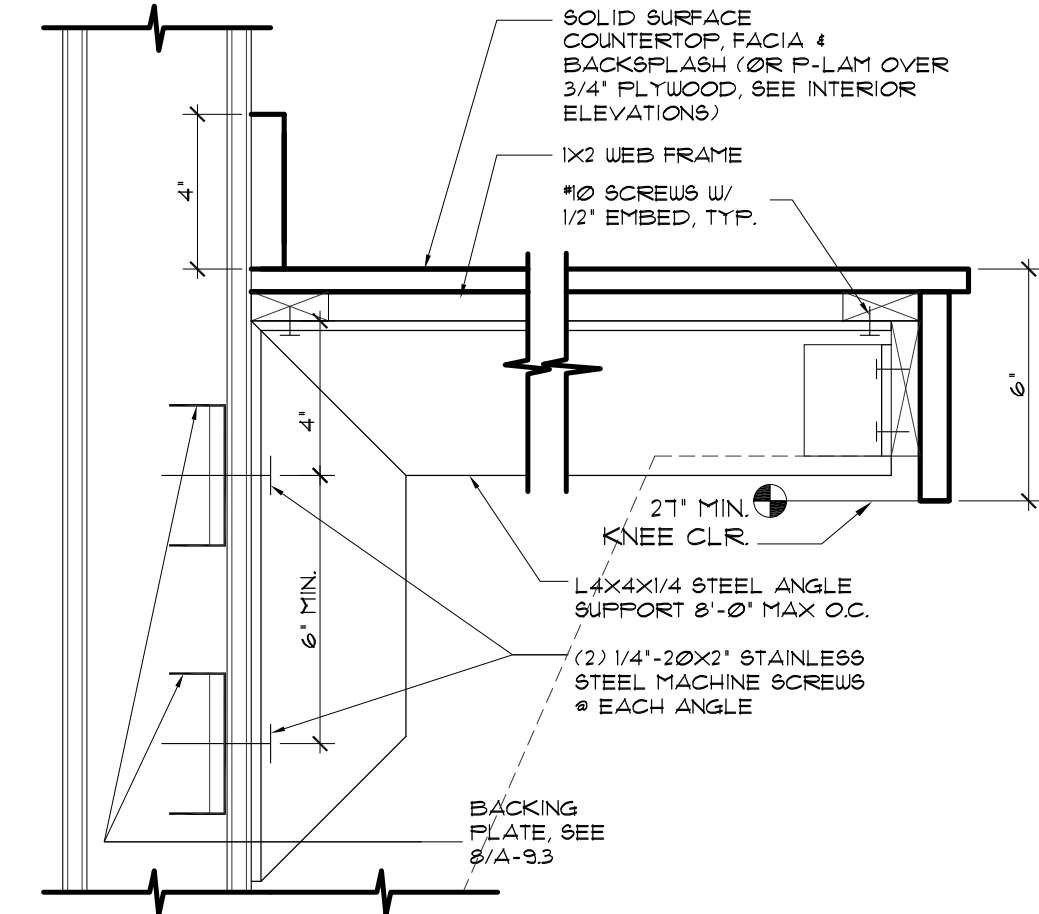
INTERIOR ELEVATIONS

SCALE: 1/4"=1'-0"

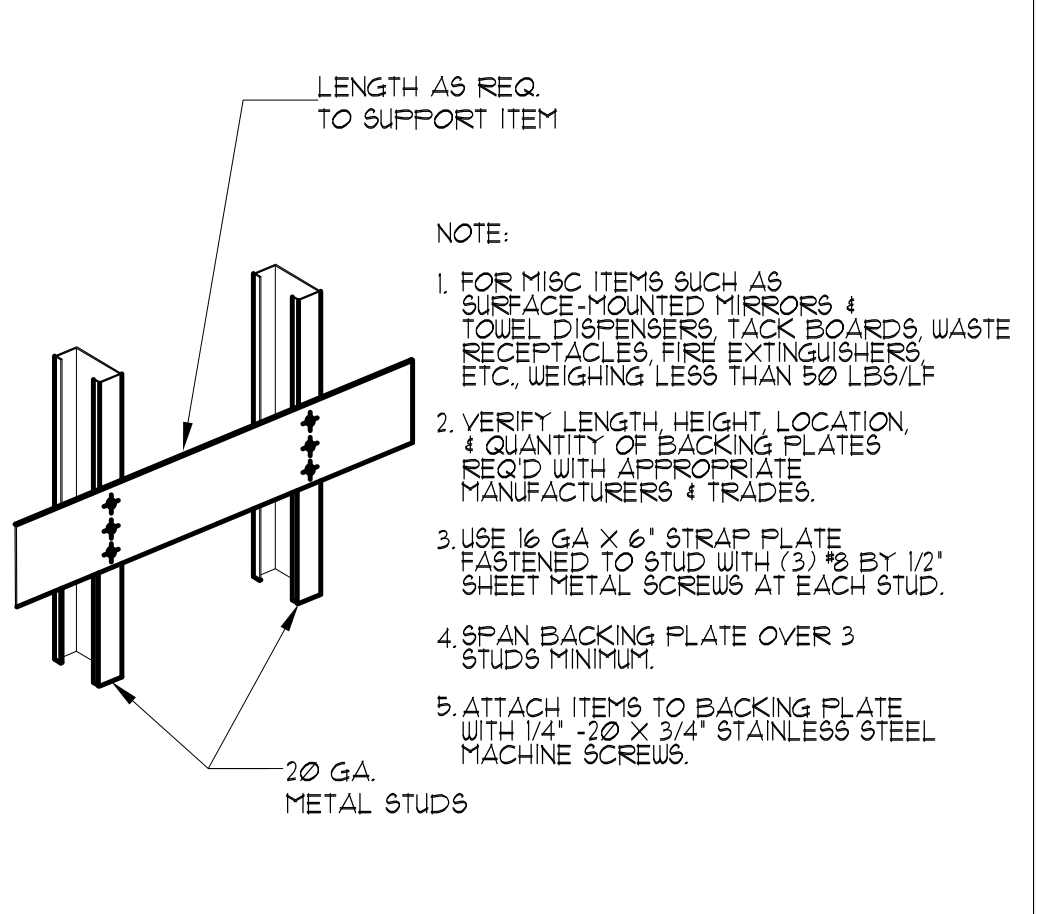
JOB NUMBER 12042	DRAWING NUMBER A-7.1
DRAWN BY C.V. & S.C.	
CHECKED BY J.F.	
DATE 09/20/2012	SHEET NO. 9 OF 12



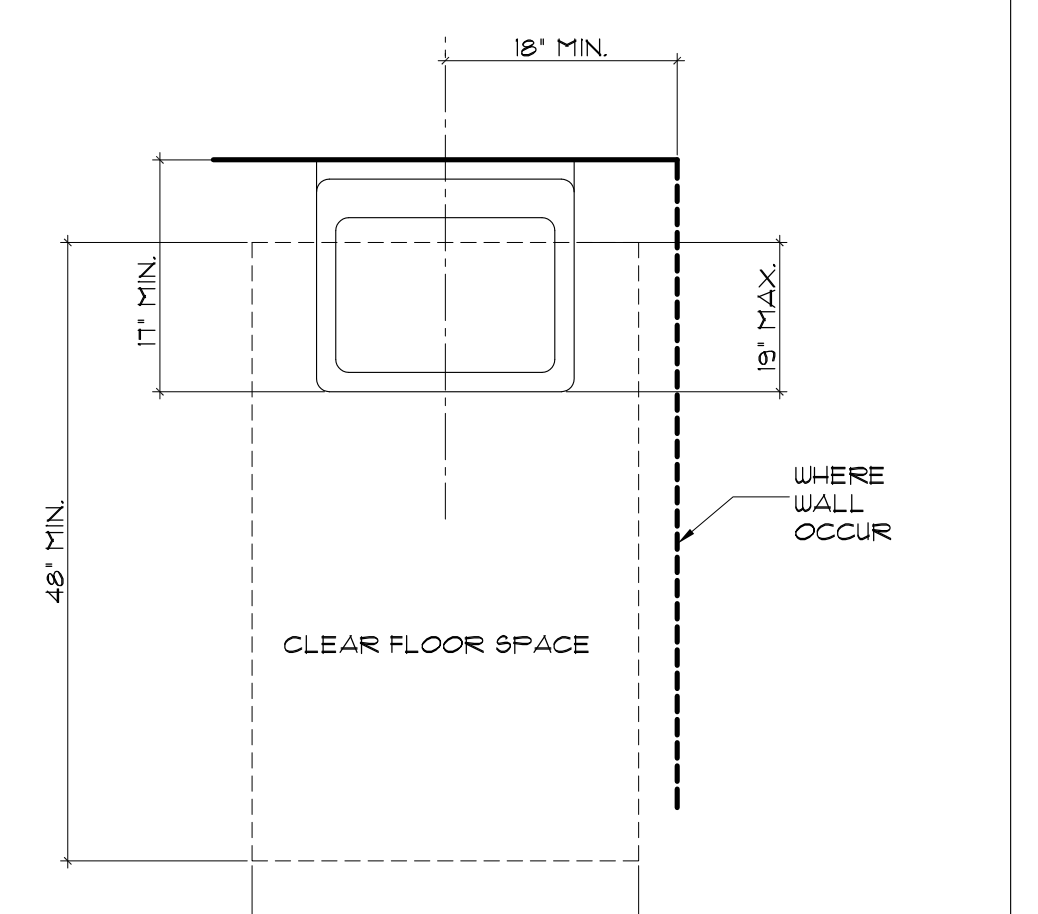
13 GRANITE COUNTERTOP AT LAVATORY
SCALE: 1-1/2"=1'-0"



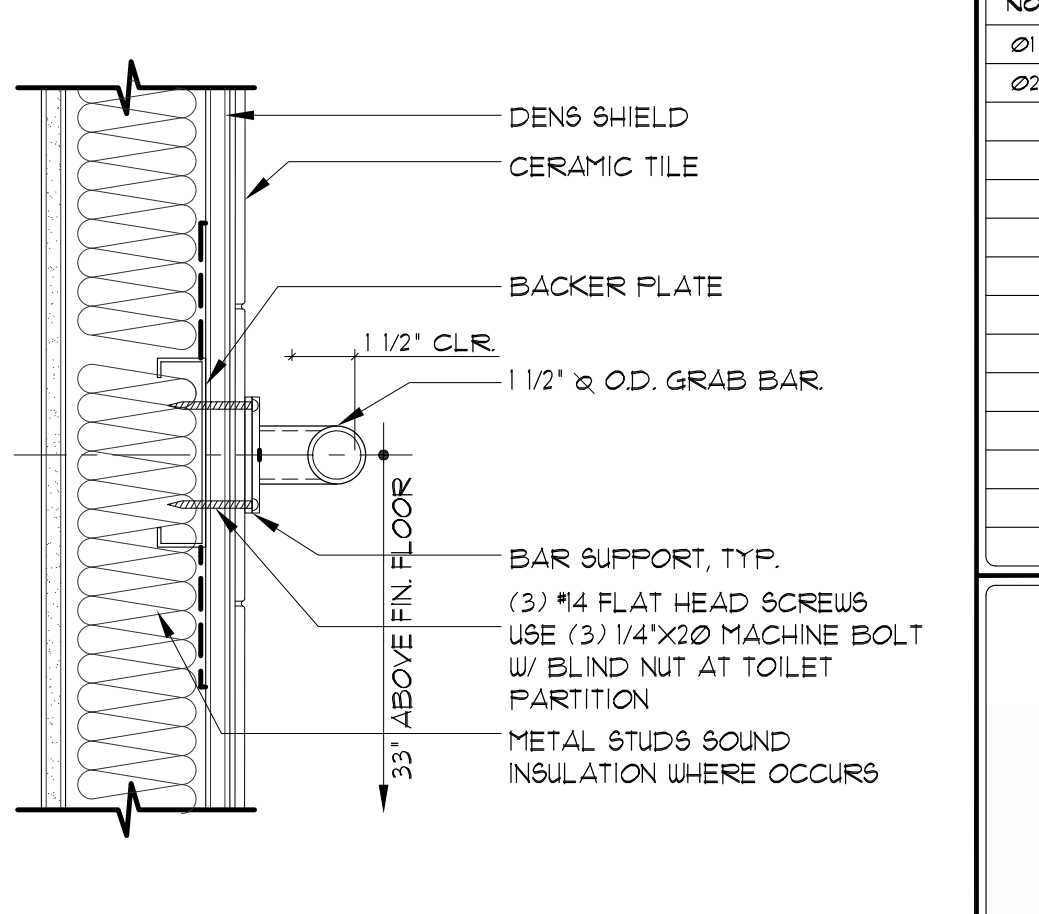
9 SOLID SURFACE COUNTERTOP
SCALE: 3"=1'-0"



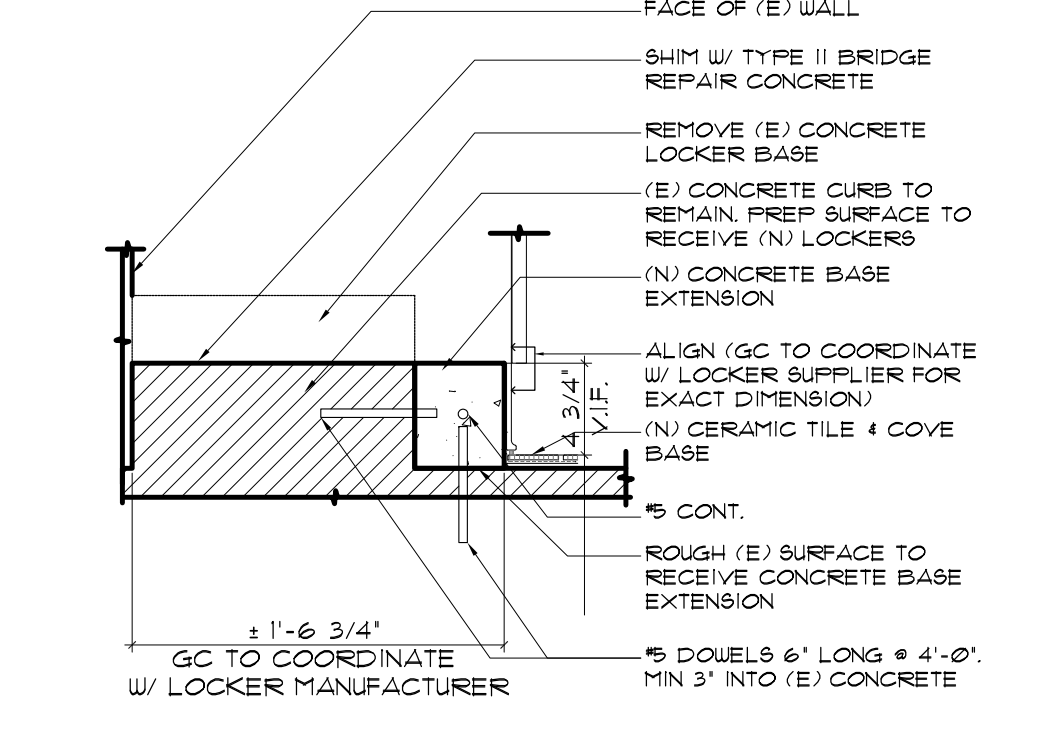
6 BACKING PLATE METAL STUD LIGHT LOAD
SCALE: N.T.S.



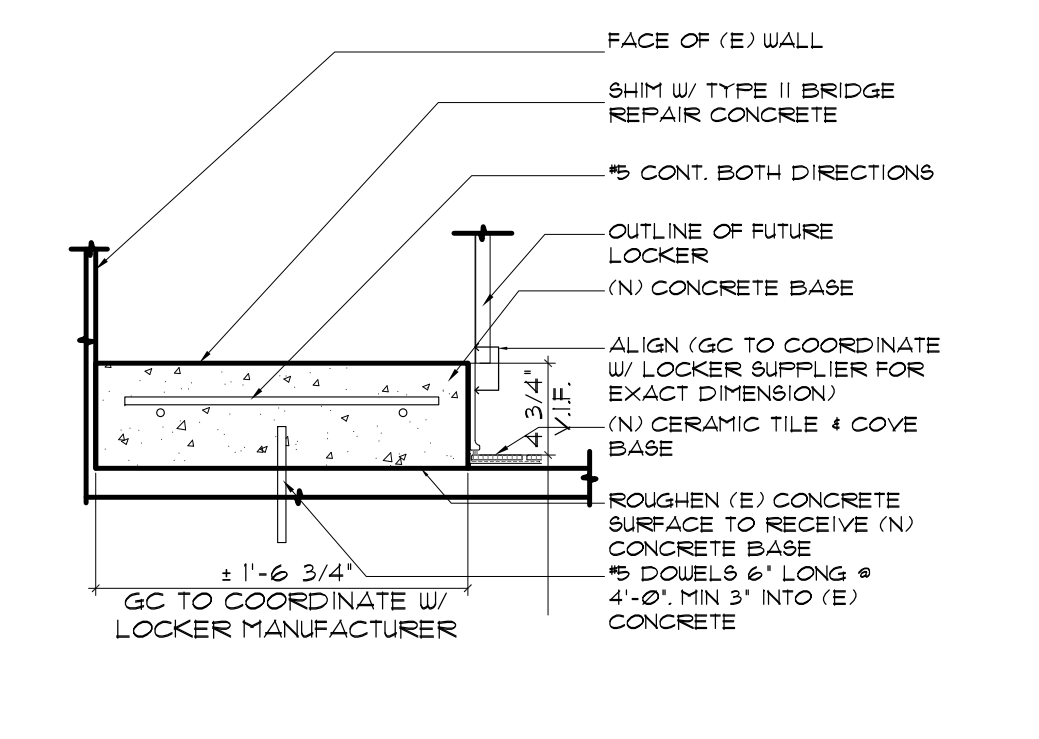
4 TYP. DIMENSION FOR LAVATORY
SCALE: N.T.S.



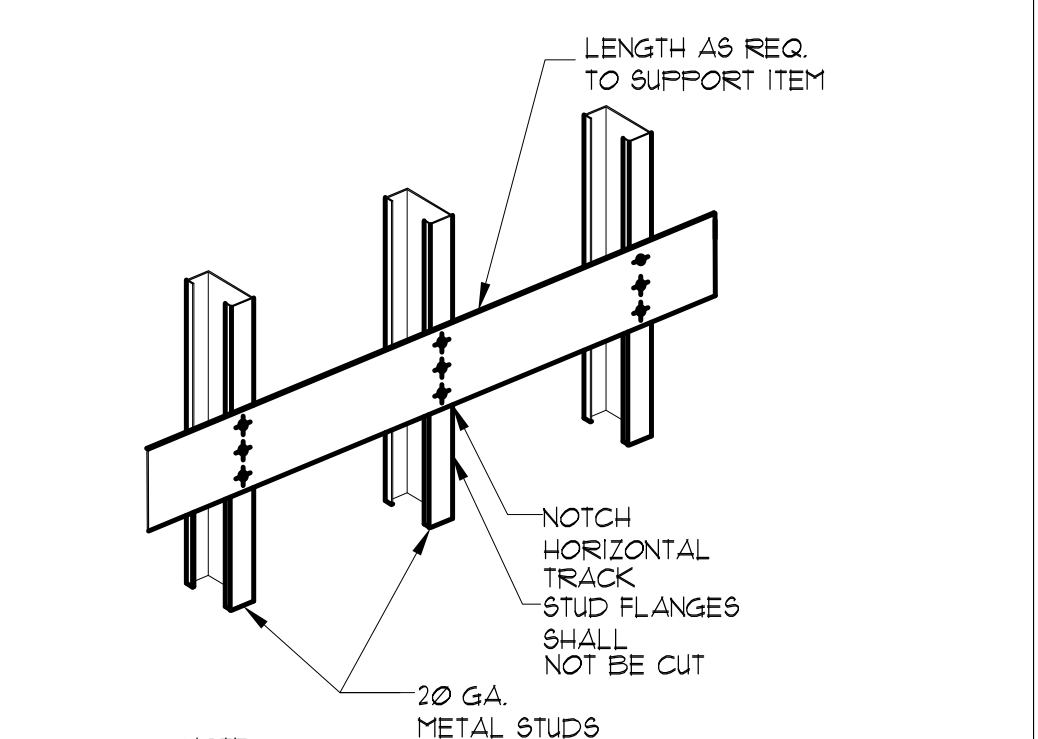
1 GRAB BAR ANCHORAGE
SCALE: 3"=1'-0"



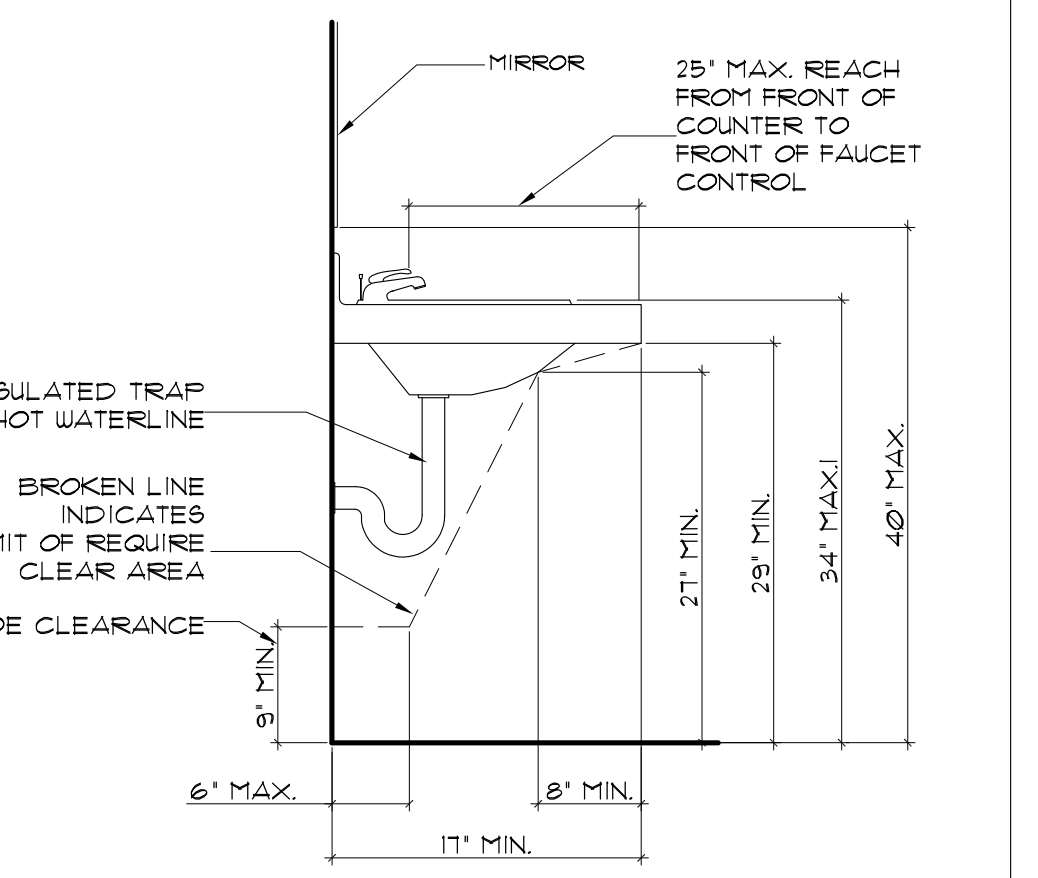
14 MODIFIED CONCRETE BASE @ LOCKERS
SCALE: 1-1/2"=1'-0"



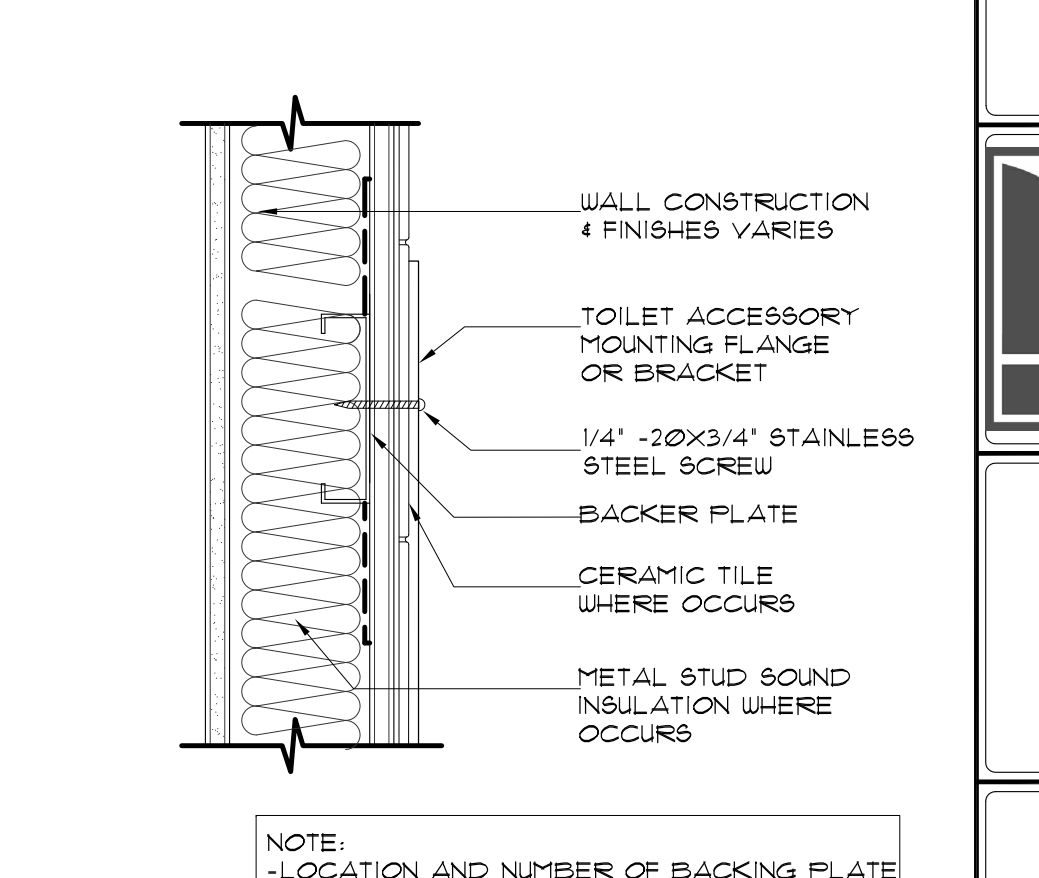
10 (N) CONCRETE BASE @ LOCKERS
SCALE: 1-1/2"=1'-0"



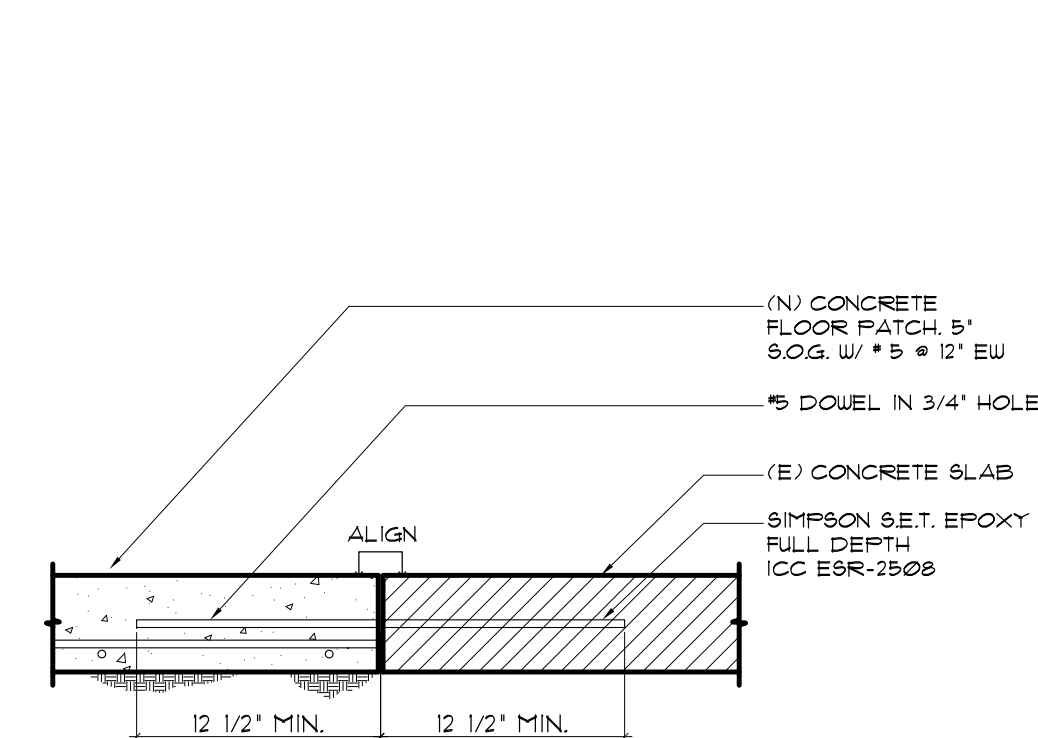
7 BACKING PLATE METAL STUD MEDIUM LOAD
SCALE: N.T.S.



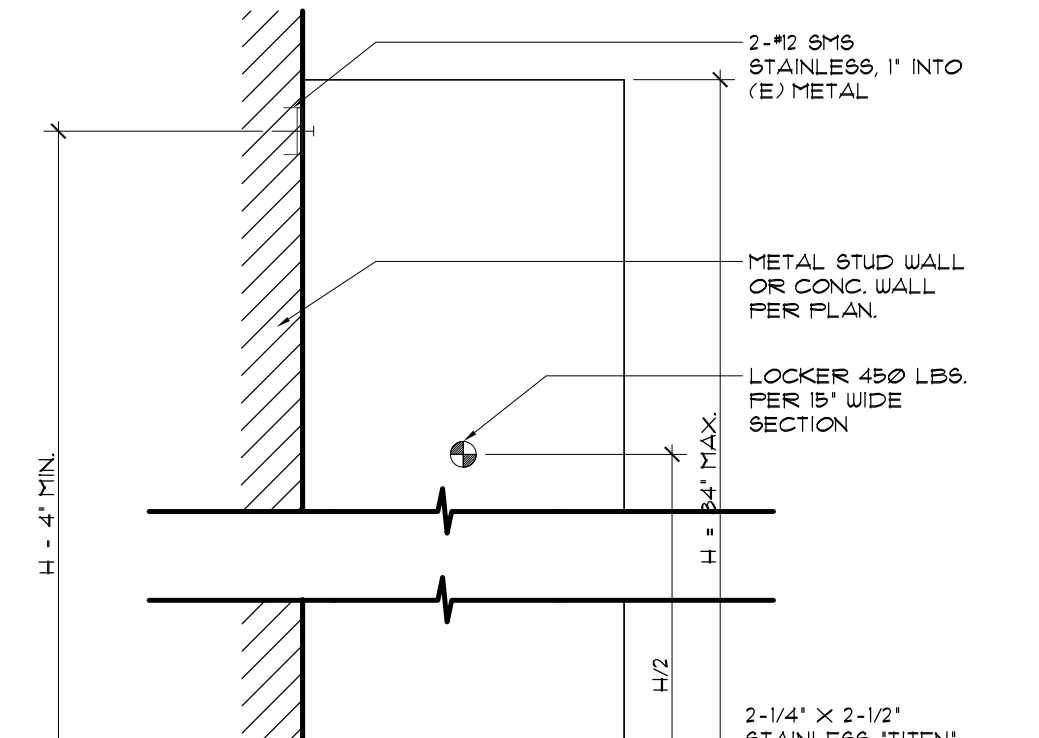
2 TYP. MOUNTING FOR TOILET ACC.
SCALE: 3"=1'-0"



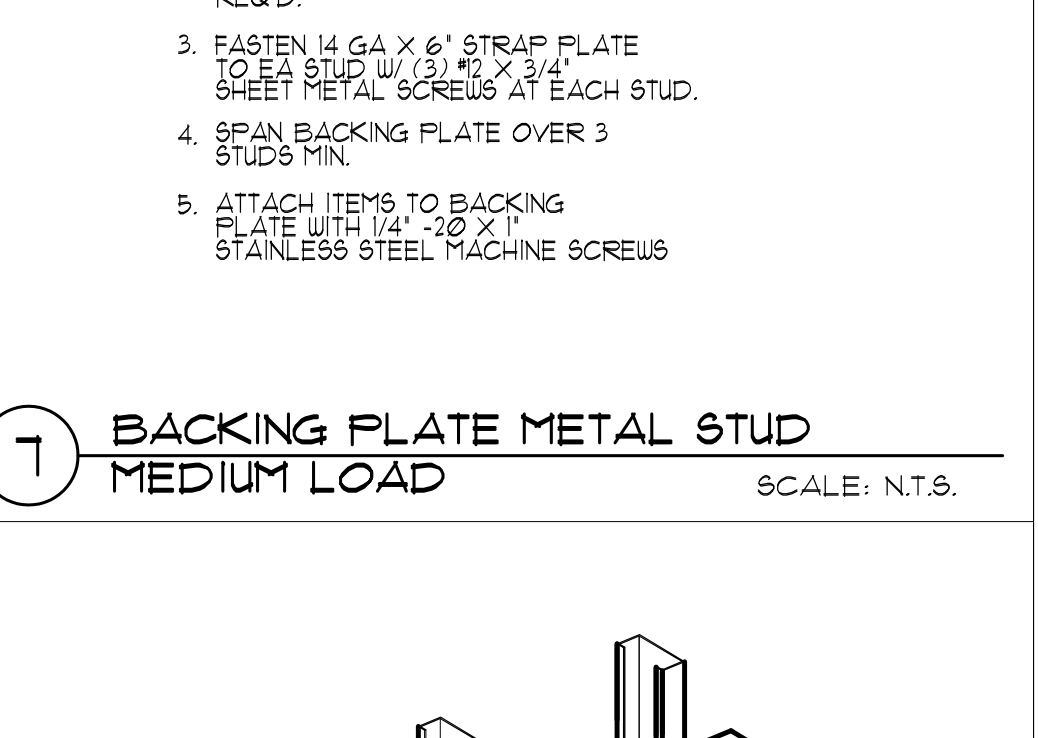
3 MIRROR MOUNTING
SCALE: 3"=1'-0"



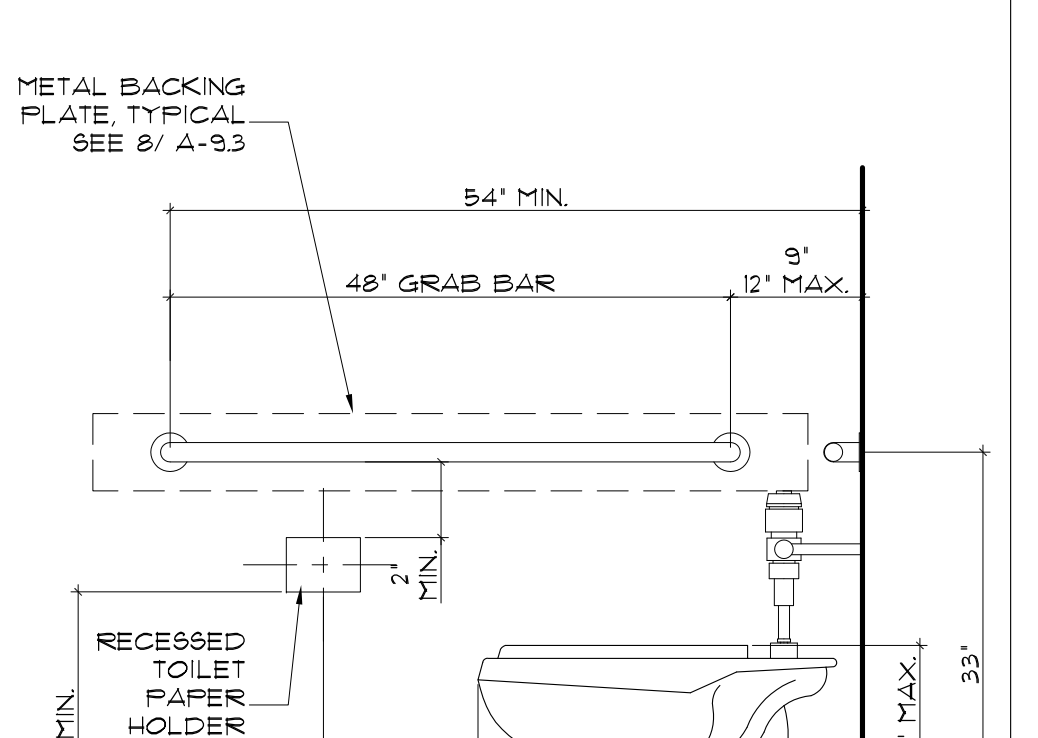
15 (N) CONCRETE FLOOR PATCH
SCALE: 1-1/2"=1'-0"



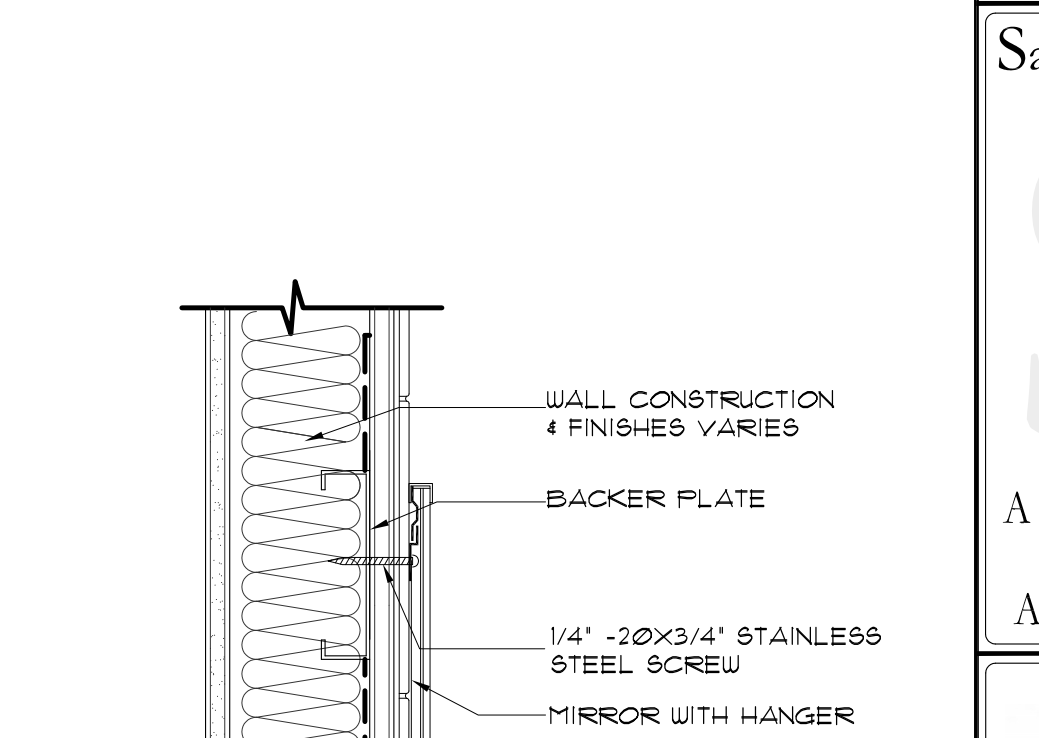
11 LOCKER ANCHORAGE
SCALE: 1"=1'-0"



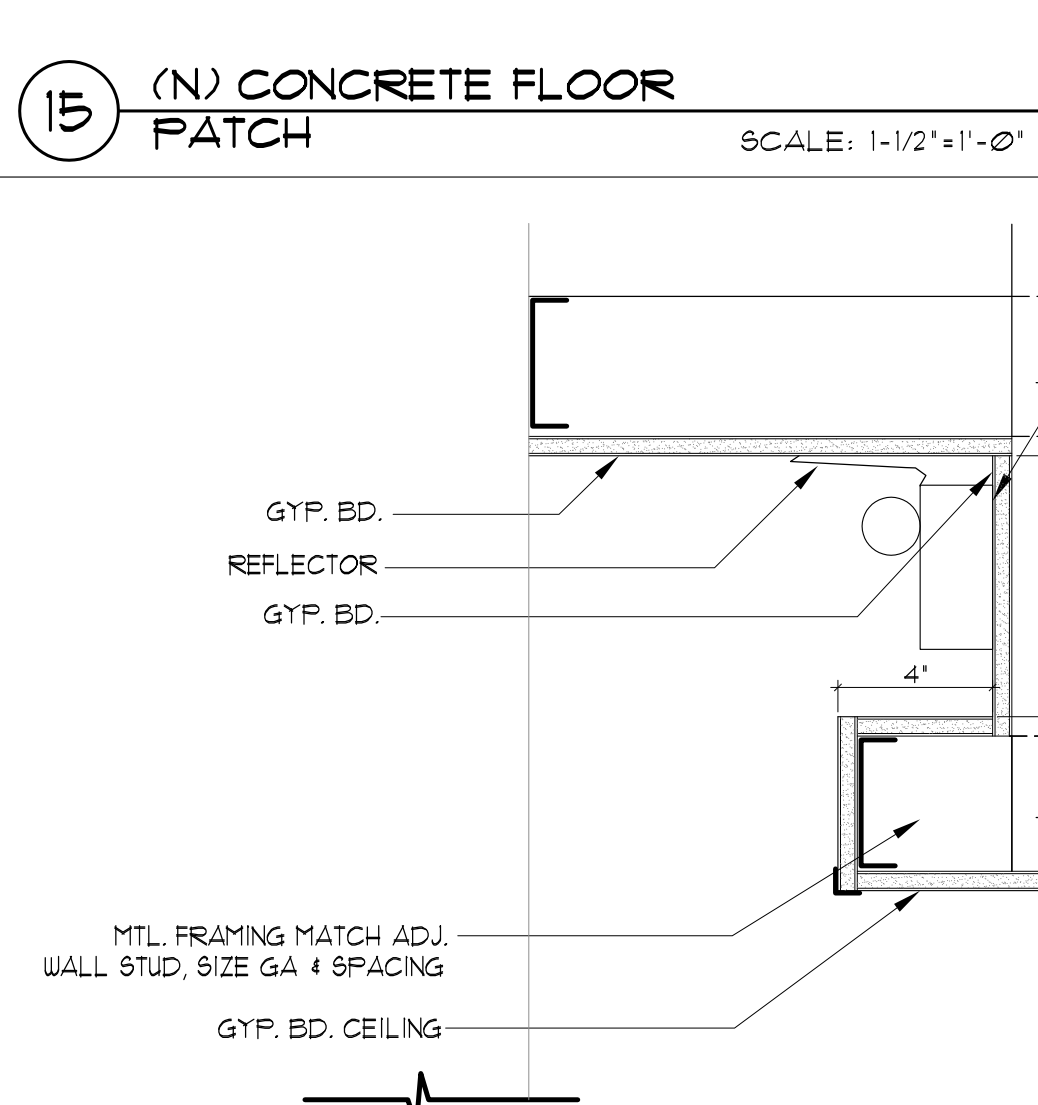
8 BACKING PLATE METAL STUD HEAVY LOAD
SCALE: N.T.S.



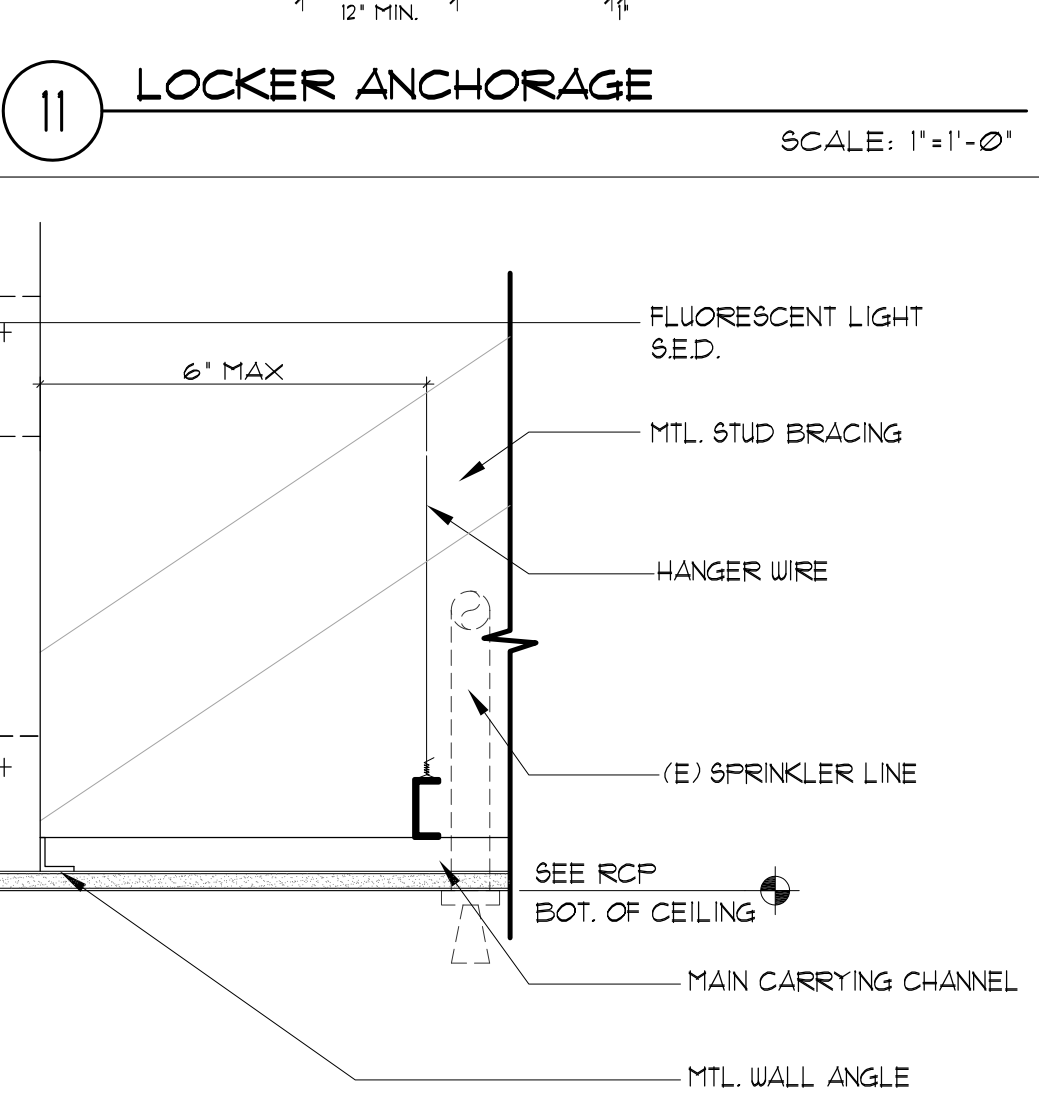
5 TYP. DIMENSION FOR WATER CLOSET
SCALE: N.T.S.



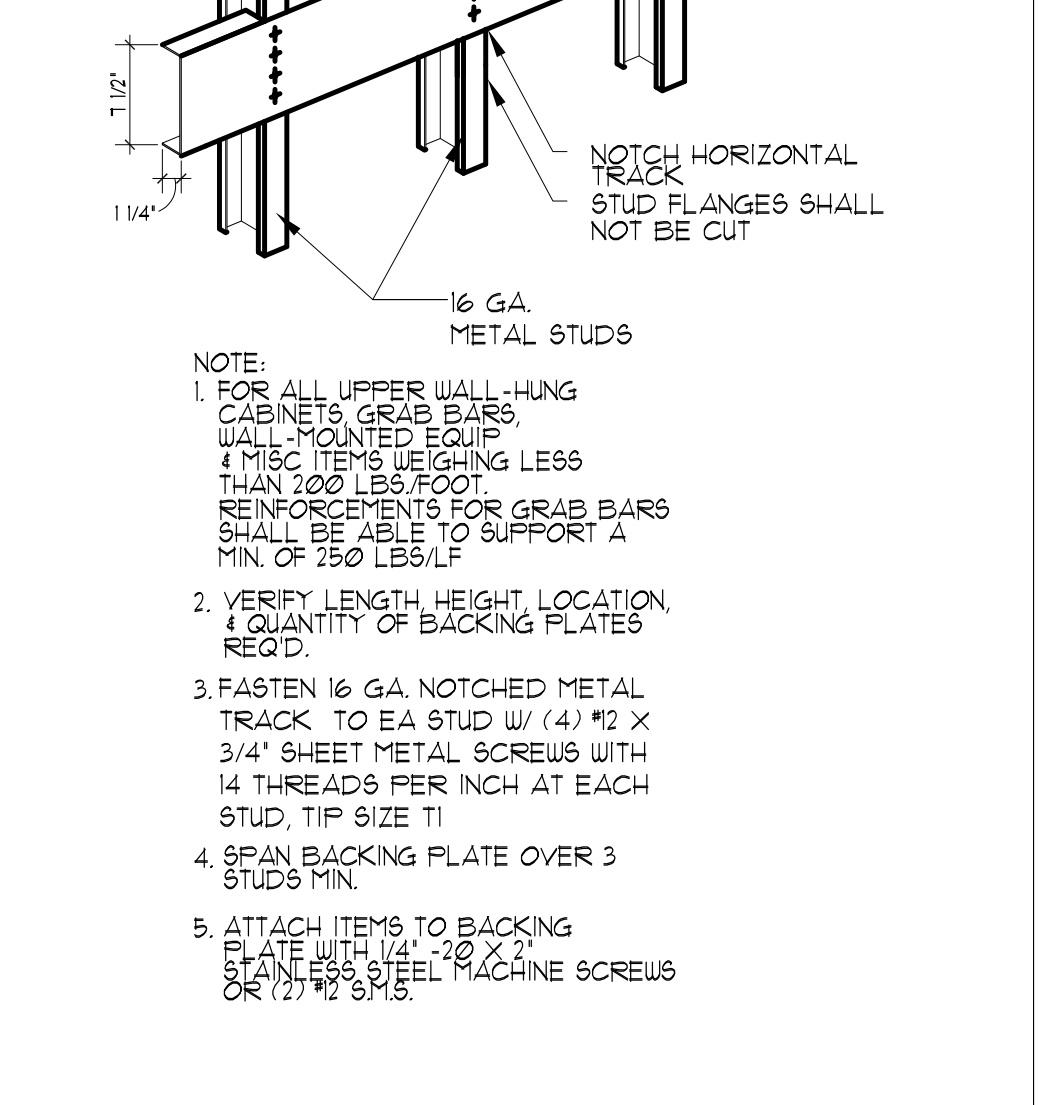
1 GRAB BAR ANCHORAGE
SCALE: 3"=1'-0"



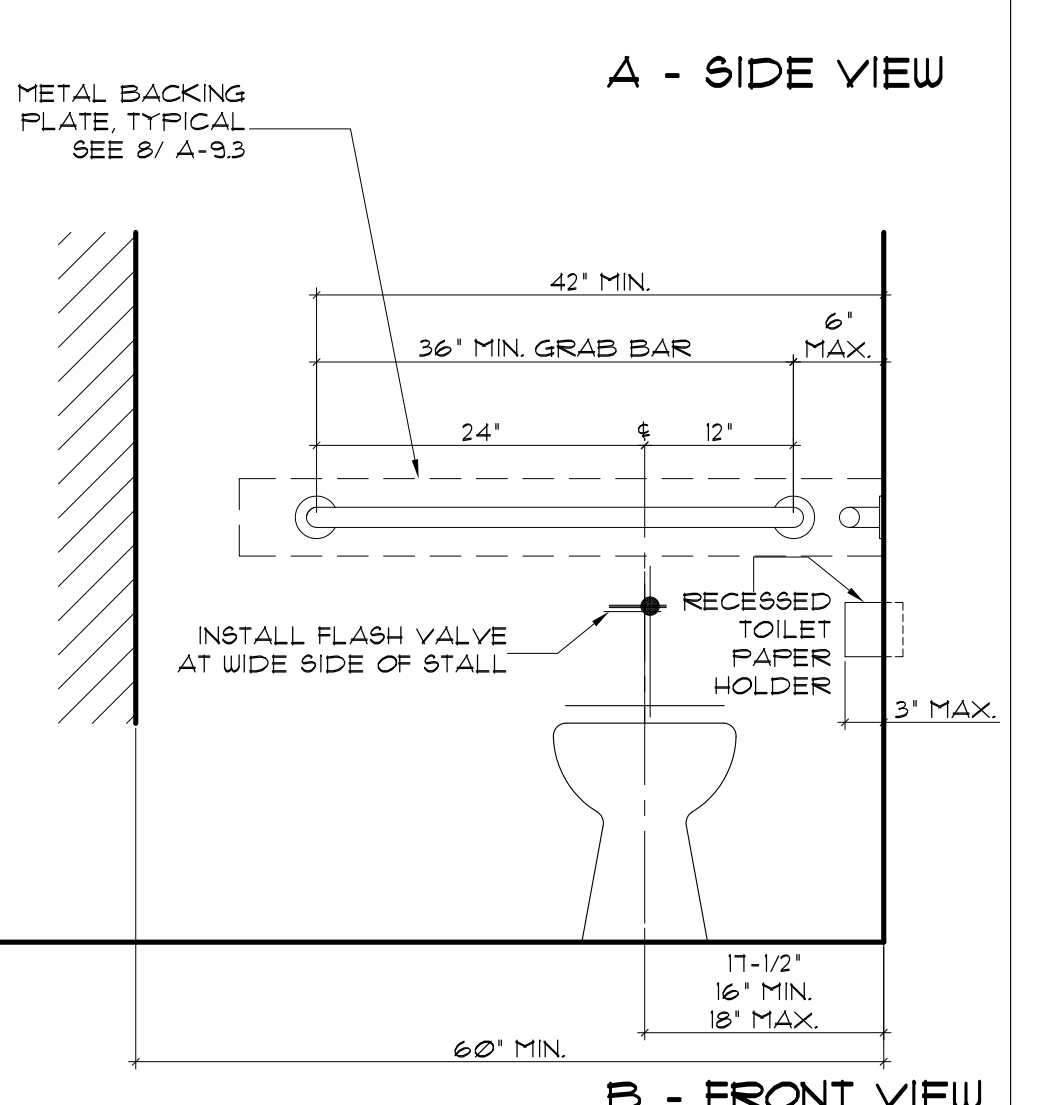
12 COVE LIGHT AT LOCKER ROOM
SCALE: 3"=1'-0"



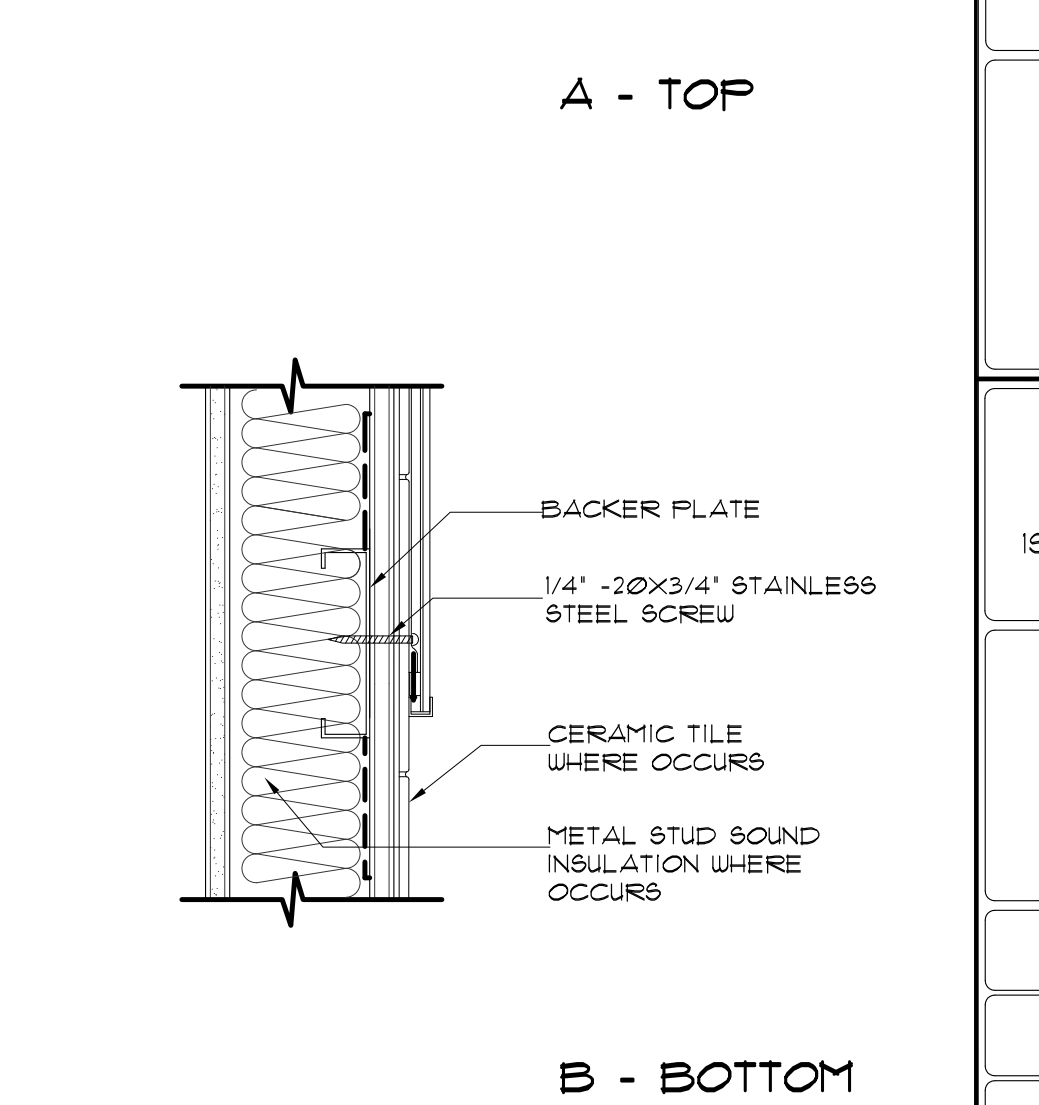
11 LOCKER ANCHORAGE
SCALE: 1"=1'-0"



8 BACKING PLATE METAL STUD HEAVY LOAD
SCALE: N.T.S.



5 TYP. DIMENSION FOR WATER CLOSET
SCALE: N.T.S.



3 MIRROR MOUNTING
SCALE: 3"=1'-0"

REVISIONS		
NO	DESCRIPTION	DATE
01	D&A SUBMITTAL	8-31-2012
02	D&A BACKCHECK/ADDENDUM A	9-10-2012



Sally Swanson Architects, Inc.

220 Sansome St, Suite 1100
San Francisco, CA 94104
Tel: 415.445.3045
Fax: 415.445.3055
ssa@swanarch.com

Architecture
Planning
Accessible Design

ARCHITECT STAMP

DATE: 9/20/2012

D&A APPROVAL

IDENTIFICATION STAMP
DIVISION OF THE STATE ARCHITECT

APPL NO. 01-112044

AC, DS - FLS DMED55 AK
DATE: 9/20/2012

PROJECT

COLLEGE OF SAN MATEO
CSM HEALTH & WELLNESS BLD. 5
1ST FLR LOCKER ROOMS RENOVATION

DRAWING TITLE

MISCELLANEOUS DETAILS

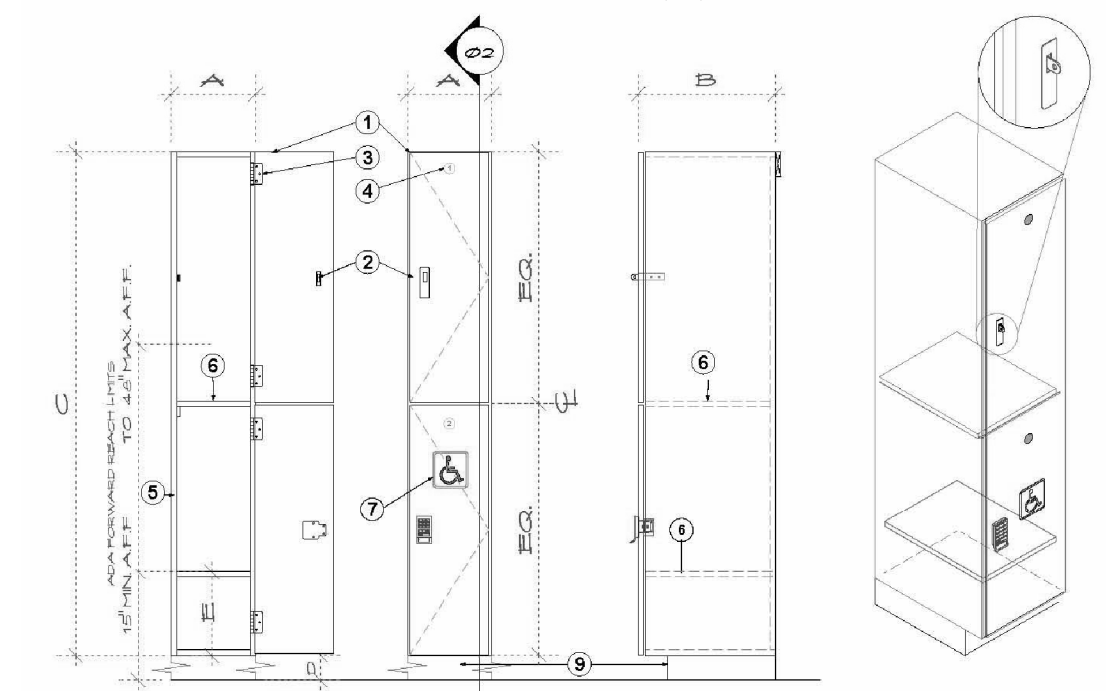
SCALE: SEE DRAWINGS

JOB NUMBER: 12042
DRAWING NUMBER: **A-9.3**

DRAWN BY: C.V. & S.C.
CHECKED BY: J.F.
DATE: 09/20/2012

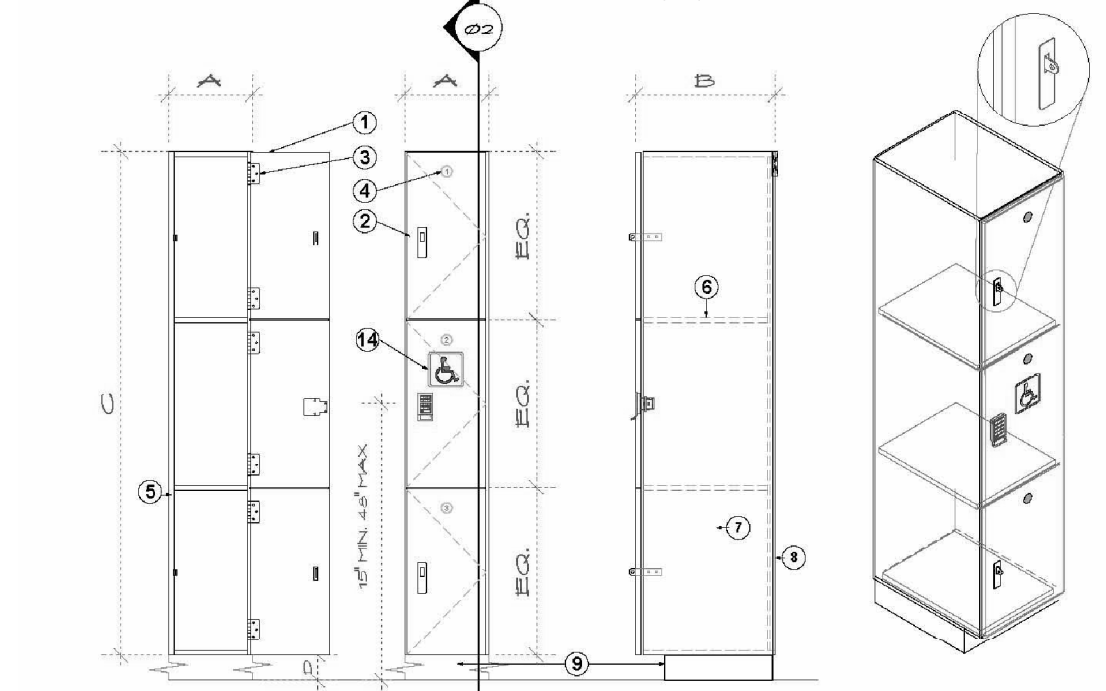
SHEET NO. 13
OF 18

- ① DOOR**
② LOCK
③ HINGE LOCATION
④ NUMBER PLATE
⑤ EDGE BANDING
⑥ FIXED SHELF
⑦ ADA KIT



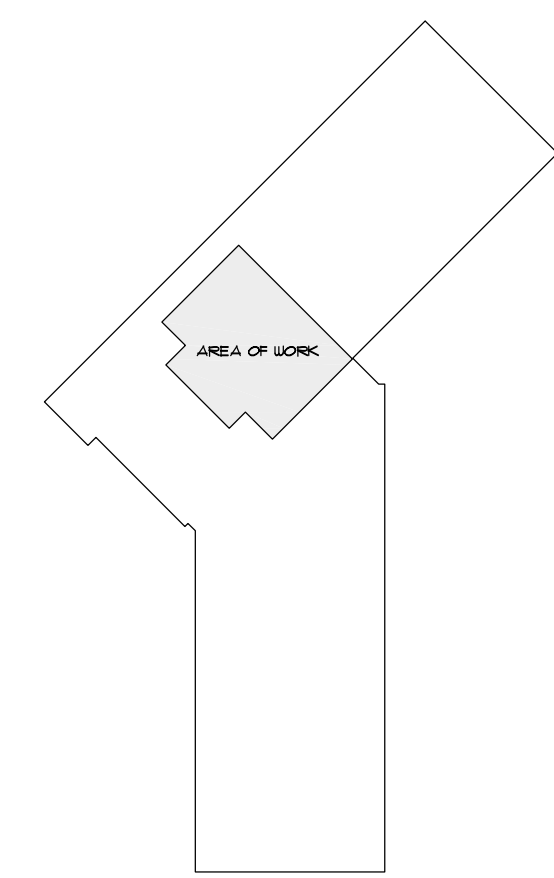
REFERENCE DRAWING OWNER PROVIDE ITEM
 ① ELEVATION DOORS OPEN ② ELEVATION DOORS CLOSED ③ SECTION ④ ISOMETRIC

- ① DOOR**
② LOCK
③ HINGE LOCATION
④ NUMBER PLATE
⑤ EDGE BANDING
⑥ FIXED SHELF
⑦ 3/4 SHOE SHELF



REFERENCE DRAWING OWNER PROVIDE ITEM
 ① ELEVATION DOORS OPEN ② ELEVATION DOORS CLOSED ③ SECTION ④ ISOMETRIC

BUILDING KEY PLAN



LOCKER COUNT ANALYSIS

MEN'S LOCKER ROOM

TYPE	QTY	DESCRIPTION	OPENINGS
2	35	15' x 19.5' x 12' 2 DOOR	10
3	35	15' x 19.5' x 12' 3 DOOR	105

OF ACCESSIBLE LOCKERS

2	15' x 19.5' x 12' 2 DOOR	1
3	15' x 19.5' x 12' 3 DOOR	2

WOMEN'S LOCKER ROOM

TYPE	QTY	DESCRIPTION	OPENINGS
2	25	15' x 19.5' x 12' 2 DOOR	50
3	30	15' x 19.5' x 12' 3 DOOR	90

OF ACCESSIBLE LOCKERS

2	15' x 19.5' x 12' 2 DOOR	2
3	15' x 19.5' x 12' 3 DOOR	1

NOTE:

- ALL LOCKERS WILL BE PHENOLIC LOCKERS.
- ALL DISABLED UNITS TO HAVE PROXIMITY LOCKSET WITH A BENT TAB HANDLE.

LOCKERS ARE TO BE OWNER FURNISHED AND OWNER INSTALLED IN ACCORDANCE TO THIS LAYOUT.

TEXT LEGEND

(E) = EXISTING TO REMAIN, U.O.N.

SYMBOL LEGEND

① (N) LOCKER, N.I.C.
 NUMBER INDICATE TYPE OF LOCKER

REVISIONS


NO	DESCRIPTION	DATE
01	DSA SUBMITTAL	8-31-2012
02	DSA BACKCHECK/ADDENDUM A	9-20-2012



Sally Swanson Architects, Inc.

220 Sansome St, Suite 1100
 San Francisco, CA 94104
 Tel: 415.445.3045
 Fax: 415.445.3055
 ssa@swanarch.com

Architecture
 Planning
 Accessible Design



DSA APPROVAL
 IDENTIFICATION STAMP
 DIVISION OF THE STATE ARCHITECT
 APPL NO. 01-112844
 AC DS FL S DMEDSS AK
 DATE 9/20/2012

PROJECT
 COLLEGE OF SAN MATEO
 CSM HEALTH & WELLNESS BLD. 5
 1ST FLR LOCKER ROOMS RENOVATION
 1100 W. HILLSDALE BLVD.
 SAN MATEO, CA 94402

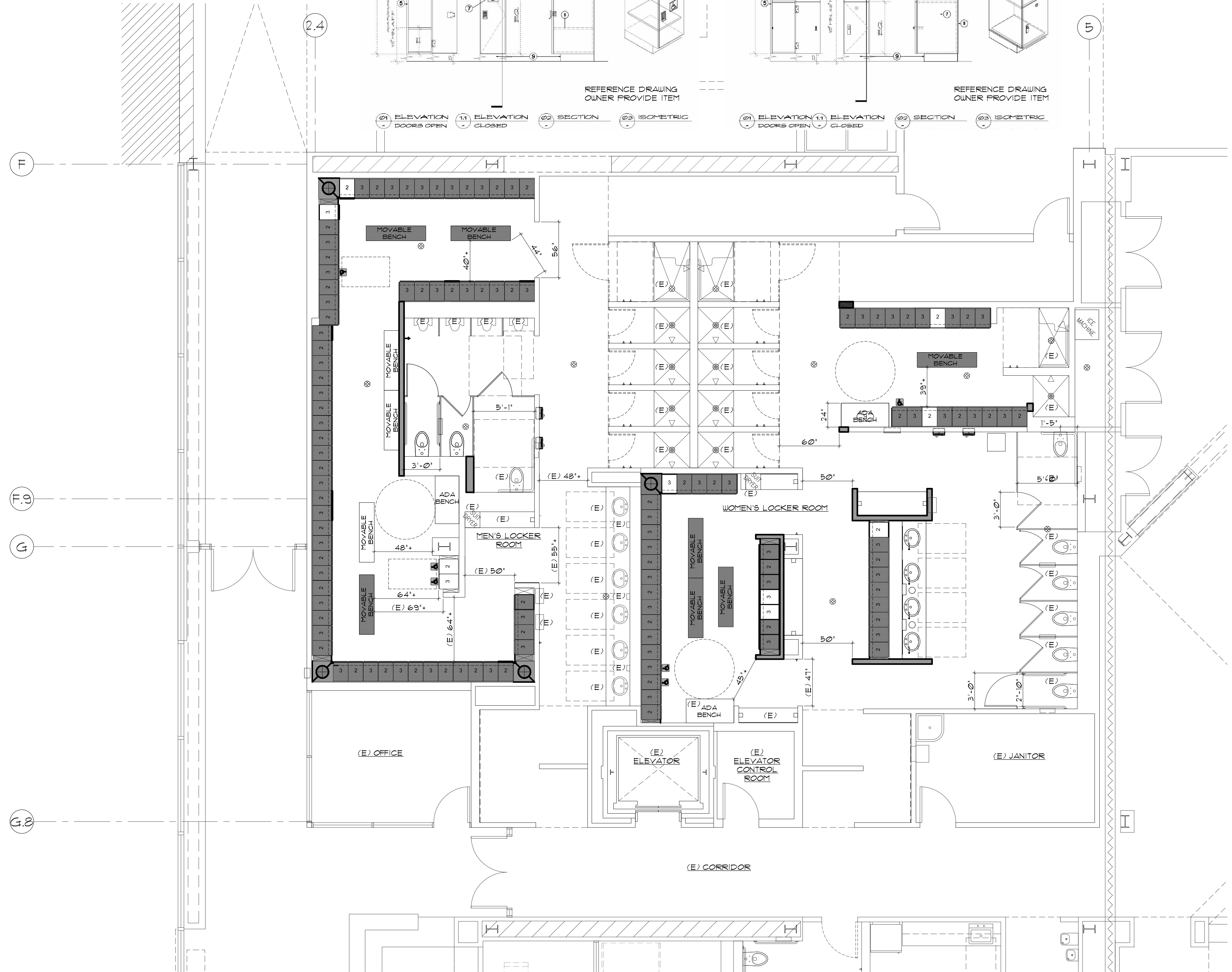

DRAWING TITLE
 LOCKER LAYOUT
 AND LOCKER COUNT ANALYSIS

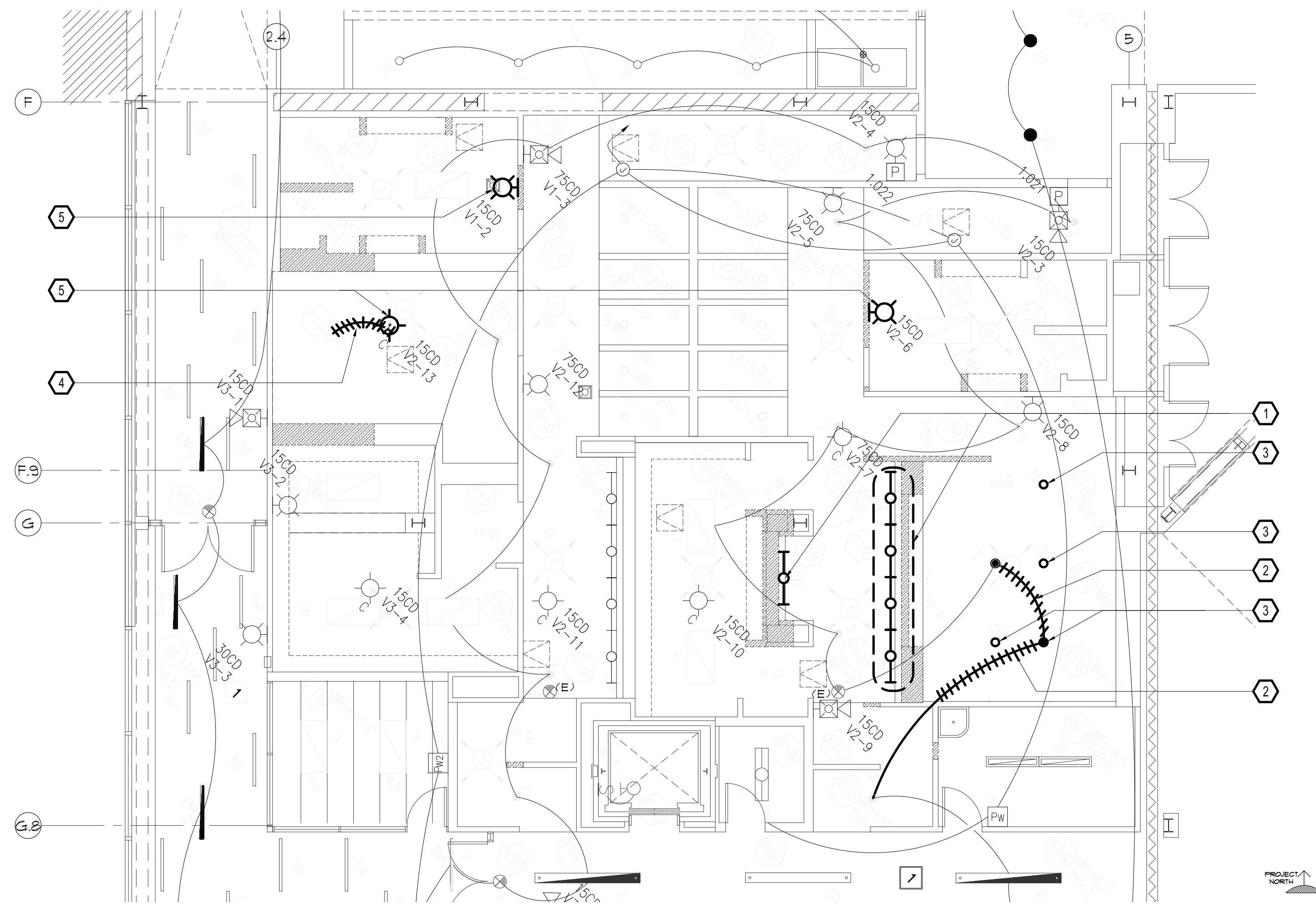
SCALE: 1/4"=1'-0"

JOB NUMBER 12042	DRAWING NUMBER LK-1.1
DRAWN BY C.V. & S.C.	
CHECKED BY J.F.	
DATE 09/20/2012	SHEET NO. 14 OF 18

**1 MEN AND WOMEN LOCKER ROOMS - NEW LOCKER LAYOUT
 CSM HEALTH & WELLNESS BUILDING 5 1ST FLOOR**

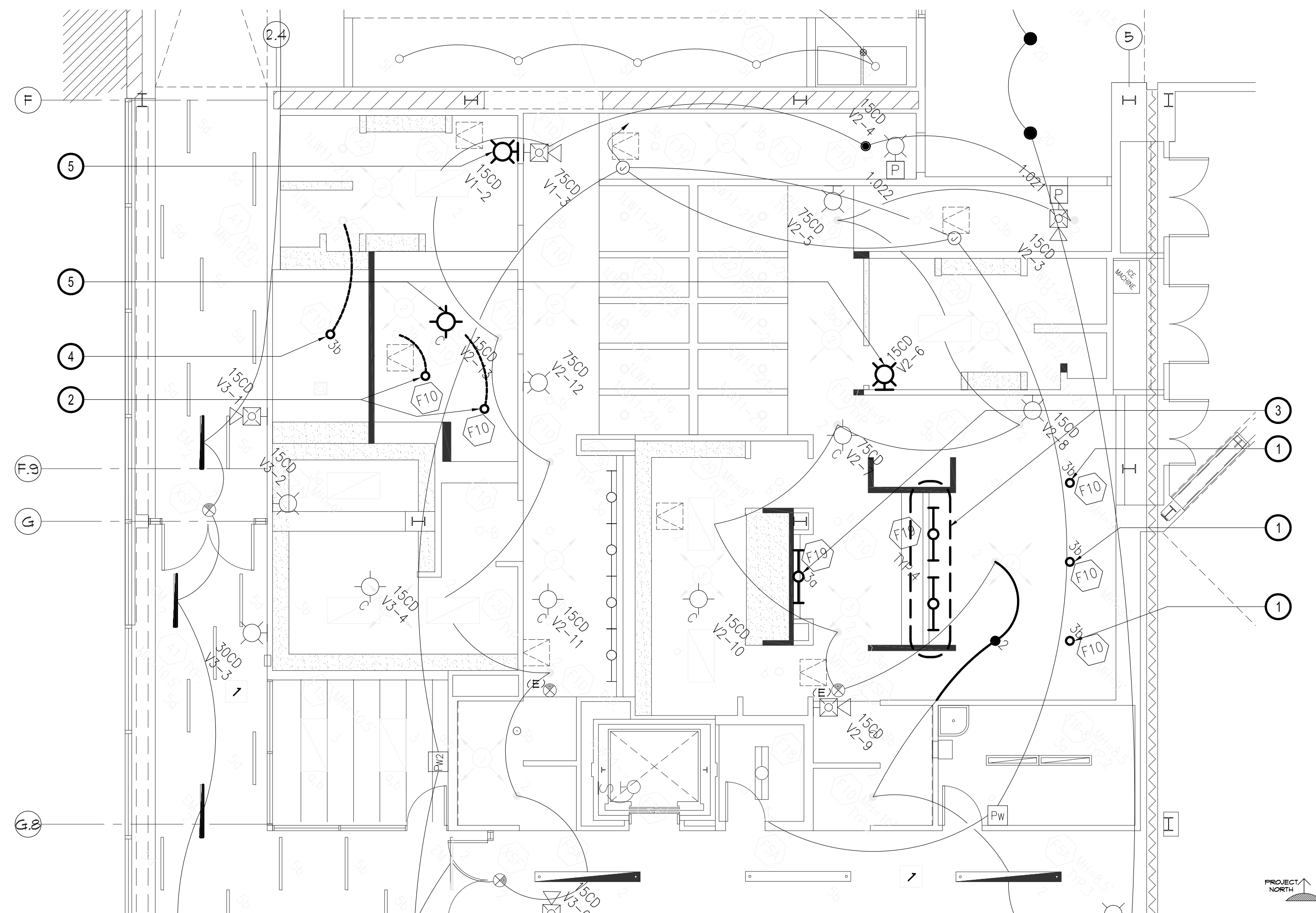
SCALE: 1/4"=1'-0"





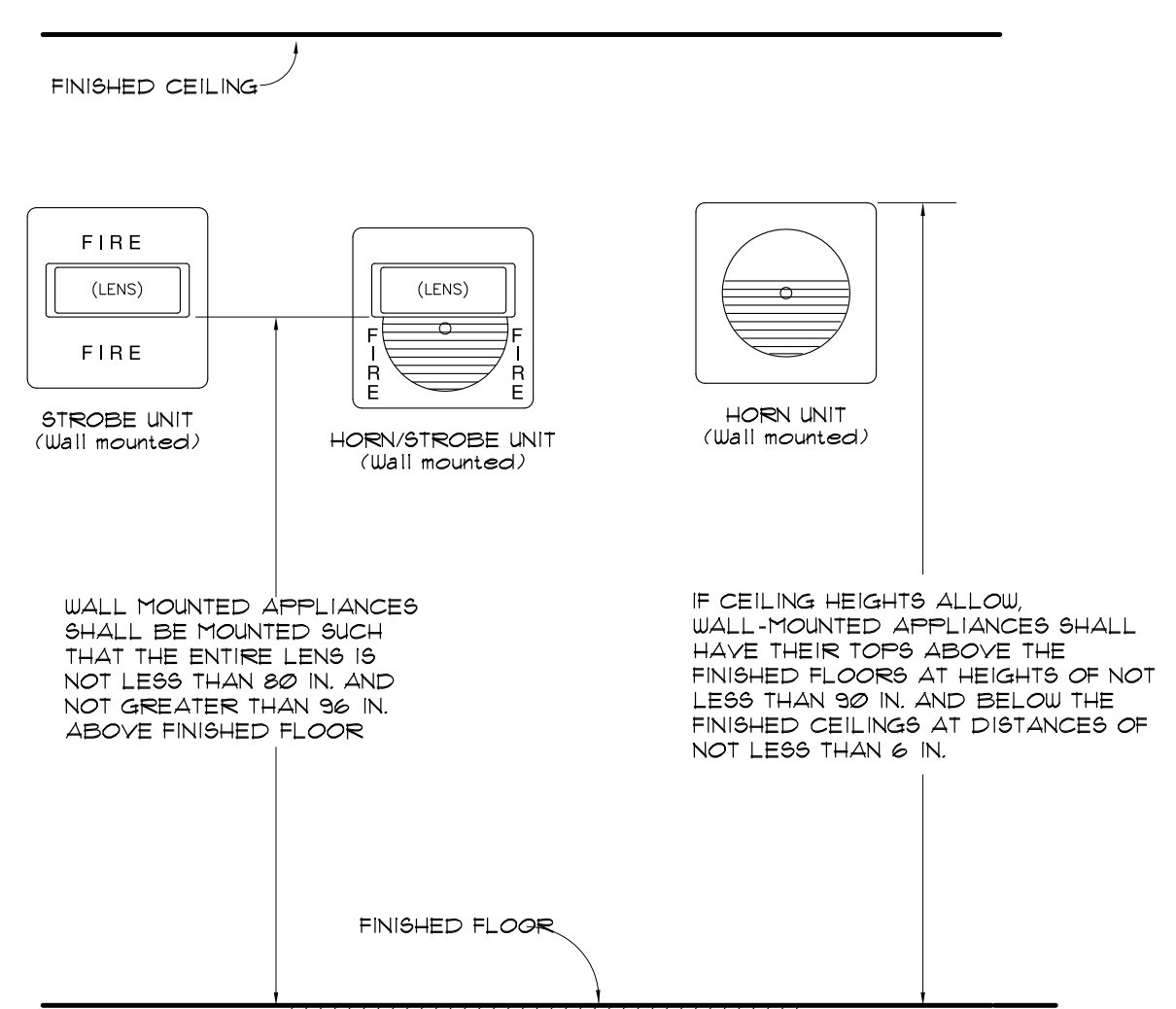
1 MEN AND WOMEN LOCKER ROOMS - DEMO ELECTRIC LIGHTING PLAN
CSM HEALTH & WELLNESS BUILDING 5 1ST FLOOR

SCALE: 3/16"=1'-0"



2 MEN AND WOMEN LOCKER ROOMS - NEW ELECTRIC LIGHTING PLAN
CSM HEALTH & WELLNESS BUILDING 5 1ST FLOOR

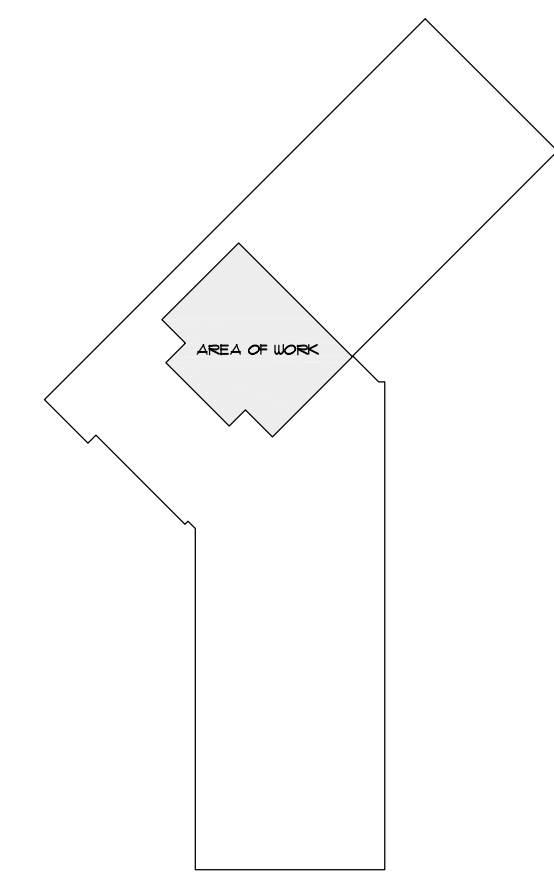
SCALE: 3/16"=1'-0"



3 TYPICAL ELEVATION OF AUDIBLE AND VISUAL ALARM DEVICE

SCALE: N.T.S.

BUILDING KEY PLAN



GENERAL NOTES

- COORDINATE WITH FACILITIES OFFICE TO SCHEDULE ELECTRIC POWER DISCONNECT AND RECONNECT.
- LIGHTING ORIGINATES IN PANEL 1LW11 IN ROOM 5101.
- NEW FIXTURES TO MATCH EXISTING FOR MAKE/MODEL/TRIM

DEMO LIGHTING PLAN KEY NOTES

- SALVAGE FOR RELOCATION, RETURN EXTRAS TO OWNER
- INTERCEPT CONDUIT FOR REROUTE, DISCONNECT AT APPROPRIATE FIXTURE
- SALVAGE FOR RELOCATION
- DISCONNECT POWER AND SWITCH FOR REROUTE, SALVAGE ANY PARTS USEABLE
- REMOVE AND SALVAGE (E) WALL / CEILING MOUNTED FIRE ALARM DEVICE FOR RELOCATION, PATCH WALL / CEILING IF NECESSARY AND FINISH TO MATCH EXISTING

NEW LIGHTING PLAN KEY NOTES

- RELOCATE EXISTING F10 FIXTURES, ALIGN OVER DIVIDER PANELS, SO EACH FIXTURE WILL ILLUMINATE 2 STALLS
- ALIGN THE NEW F10 LIGHT FIXTURE OVER DIVIDER PANEL SO THE FIXTURE WILL ILLUMINATE BOTH STALLS
- RELOCATED (E) F10 LIGHTING FIXTURE
- REROUTE SWITCHING AND FEED TO 1LW11-21A
- RELOCATED FIRE ALARM DEVICE, SEE 3/E-21 FOR MOUNTING HEIGHT

SYMBOL LEGEND

- (E) RELOCATED F10 LIGHT FIXTURE
- (E) RELOCATED / NEW F10 LIGHT FIXTURE
- (E) RELOCATED CEILING MOUNTED FIRE ALARM DEVICE
- (E) RELOCATED WALL MOUNTED FIRE ALARM DEVICE

REVISIONS		
NO	DESCRIPTION	DATE
01	DSA SUBMITTAL	8-31-2012
02	DSA BACKCHECK/ADDENDUM A	9-20-2012



Sally Swanson Architects, Inc.

220 Sansome St, Suite 1100
San Francisco, CA 94104
Tel: 415.445.3045
Fax: 415.445.3055
ssa@swanarch.com

Architecture
Planning
Accessible Design

ARCHITECT STAMP

DATE: 9/20/2012

DSA APPROVAL

IDENTIFICATION STAMP
DIVISION OF THE STATE ARCHITECT

APPL NO. 01-112844

AC: DS FLS DMEDSS AK
DATE: 9/20/2012

PROJECT

COLLEGE OF SAN MATEO
CSM HEALTH & WELLNESS BLD. 5
1ST FLR LOCKER ROOMS RENOVATION

1100 W. HILLSDALE BLVD.
SAN MATEO, CA 94402

DRAWING TITLE

ELECTRICAL LIGHTING PLAN

SCALE: 3/16"=1'-0"

JOB NUMBER 12042	DRAWING NUMBER E-2.1
DRAWN BY C.V. & S.C.	CHECKED BY J.F.
DATE 09/20/2012	SHEET NO. 16 OF 18

Hazardous Materials Report

CSM Cosmetology Chemical Inventory
 Contact: Suzanne Russell
 Date: 5/14/07

LOCATION	Chem. Name	Yes/No	MSDS On File	Quantity on Hand	Max. Daily Amount	Avg. Daily Amount	Adjusted Quantity	Observed	Signs/Container	Units
LAB	Hair Bleach Powder or Paste Product/Retainer	Yes	99-030	24 lbs	16oz	16oz				32oz Ltr
LAB	White Cream Lightener	Yes	71633000007	5 bottles (4oz)	16oz	16oz				16oz oz
LAB	White Cream Bleach Oxidant	Yes	7764-417	5 bottles (4oz)	4oz	4oz				4oz oz
LAB	White Cream Bleach Oxidant	Yes	87-83-C	5 bottles (4oz)	4oz	4oz				4oz oz
LAB	Semi Permanent and Permanent Hair Dye	Yes	98-023	1200 bottles (2oz)	12oz	12oz				2oz oz
LAB	Permanent Hair Dye containing Chemical	Yes	98-013	1200 bottles (2oz)	60oz	60oz				2oz oz
LAB	Color Spray Disinfectant-paraformaldehyde	Yes	80-48-6	4 cans	6oz	6oz				16oz oz
LAB	Color Spray Disinfectant-methyl alcohol	Yes	87-85-1	4 cans	6oz	6oz				16oz oz
LAB	Color Spray Disinfectant-ethyl alcohol	Yes	54-17-5	4 cans	6oz	6oz				16oz oz
LAB	Color Spray Disinfectant-Ammonium Hydroxide	Yes	1336-21-6	4 cans	6oz	6oz				16oz oz
LAB	Color Spray Disinfectant-Kopidol sodium salt	Yes	8478-845-7	4 cans	6oz	6oz				16oz oz
LAB	Color Spray Disinfectant-Non-Acetic Polish	Yes	8003-09	4 cans	6oz	6oz				16oz oz
LAB	Color Spray Disinfectant-Non-Acetic Polish	Yes	94741884	4 cans	6oz	6oz				16oz oz
LAB	Non-Acetic Polish	Yes	123-98-4	3 gallons	5oz	5oz				64oz Gallon
LAB	Non-Acetic Polish	Yes	141-79-6	3 gallons	5oz	5oz				64oz Gallon
LAB	Non-Acetic Polish	Yes	87-83-C	3 gallons	5oz	5oz				64oz Gallon
LAB	Oil	Yes	107-25-1	3 gallons	5oz	5oz				64oz Gallon
LAB	Perfume	Yes		1 gallon	5oz	5oz				64oz Gallon
LAB	Alcohol	Yes		1 gallon	5oz	5oz				64oz Gallon

CSM Dental Inventory
 Contact: Audrey Beltracchi
 Date: 5/14/07

LOCATION	Chem. Name	Yes/No	MSDS On File	Quantity on Hand	Max. Daily Amount	Avg. Daily Amount	Adjusted Quantity	Observed	Signs/Container	Units
BUILDING 22 - WASTE DEVELOPER				1 gallon						5.5
BUILDING 22 - WASTE DEVELOPER				15 gallon						15
BUILDING 22 - WASTE DEVELOPER				15 gallon						15
BUILDING 22 - WASTE DEVELOPER				15 gallon						15

CSM Nursing Chemical Inventory
 Contact: Jane Mosler
 Date: 5/14/07

LOCATION	Chem. Name	Yes/No	MSDS On File	Quantity on Hand	Max. Daily Amount	Avg. Daily Amount	Adjusted Quantity	Observed	Signs/Container	Units
BUILDING 22 - WASTE DEVELOPER				1 gallon						5.5
BUILDING 22 - WASTE DEVELOPER				15 gallon						15
BUILDING 22 - WASTE DEVELOPER				15 gallon						15
BUILDING 22 - WASTE DEVELOPER				15 gallon						15

Applicable Codes

- 2007 Edition of the California Building Code (CBC), Part 2 of Title 24, which amends the 2006 International Building Code (IBC).
- 2007 Edition of the California Mechanical Code (CMC), Part 3 of Title 24, which amends the 2006 Uniform Mechanical Code (UMC).
- 2007 Edition of the California Plumbing Code (CPC), Part 4 of Title 24, which amends the 2006 Uniform Plumbing Code (UPC).
- 2007 Edition of the California Electrical Code (CEC), Part 5 of Title 24, amending the 2005 National Electrical Code (NEC), Part 6 of Title 24.
- 2007 Edition of the California Energy Code.
- 2007 Edition of the California Fire Code (CFC), Part 9 of Title 24, which amends the 2006 International Fire Code (IFC).

Other codes and regulations applicable to this project include the Americans with Disabilities Act (ADA) and the Americans with Disabilities Accessibility Guidelines (ADAAG) for public accommodations.

This project is under the jurisdiction of the Division of the State Architect (DSA), which will review the plans for permit.

Code Summary Information

For more detailed information and calculations see the Fire Protection Report included with this DSA submittal (RJA, June 11, 2008). For graphic layout of occupancies, distances and rated separations see sheets T2-01 and T2-02.

Building size gross total: 89,086sf.
 Building size gross per floor: 32,206sf (largest floor - Level 3).
 Building type: Type IIB (non-rated construction).

Occupancy: Type B with incidental A1 and S1, separated mixed use.
 Total Area actual/allowed type B: 53,464/120,750 (with frontage increase 75%).
 Total Area actual/allowed type A1: 6,334/29,750 (with frontage increase 75%).
 Total Area actual/allowed type S1: 10,992/91,875 (with frontage increase 75%).
 Number of stories: 3 (level 1 and 2 with atrium/entrances/exits).
 Number of stories allowed: 3 (with sprinkler increase for incidental A1).
 Frontage: Distance to assumed property line is >30'-0" Distance to B4 (nearest building) = 178'-0" Distance to B5 (2nd nearest) = 214'-0".

Occupancy load per floor: >500 and <1000 typical for floor 2 and 3.
 Minimum number of exits per floor: 3 required and 3 provided.
 Occupancy load factors: See Area, Occupant and Exit table on sheet T1-01.
 Corridors: Non-rated for A/B/S occupancies (sprinklered).
 Egress width per occupant: Stairs 0.2", other 0.15" (sprinklered).
 Maximum common path of exit: Type B: 100 feet, type A: 30 feet.
 Maximum egress travel distance: 250 feet (sprinklered).
 Sprinkler systems: Provided throughout whole building.
 Elevator lobbies: Not required for A/B/S occupancies in sprinklered building.

Fire rating (see T2-01/2): 1hr for exit stairs and shafts, non-rated elsewhere.
 Occupancy rating (see T2-01/2): 1hr separation between A and B/S occupancies and 1hr for main electrical and mechanical spaces, non-rated elsewhere.

Accessible fixed seating: >26, <50: wheelchair spaces required: 2, provided: 2.
 >51, <300: wheelchair spaces required: 4, provided: 4.
 Plus 1% aisle seats with no or removable arm rest.
 Plus 1% semi ambulant seating, minimum of 2.
 All exits are accessible, 2 areas of rescue assistance per stair on each level which does not exit directly to the exterior.

Classroom access: All classrooms are accessible.
 Lab access: All lab spaces (vocational or workshop areas and rooms) are accessible; workstation accessibility for students and instructors is governed by employment regulations.

Accessible restrooms: Each restroom group is equipped with one accessible stall and one semi-ambulatory stall. All family or stand alone restrooms are accessible.

Plumbing Fixture Count

CPC 2007, Table 4-1:	1/per	Floor 1	Floor 2	Floor 3	Building Total	Building Total
% Female to Male per enrollment	distribution guide per floor	50%	75%	75%	Minimum	Provided
Total occupants		440	685	613	1738	
Male		220	171	153	545	
Female		220	514	460	1194	
WC male	40	5.5	4.3	3.8	14	15
Urinals	35	6.3	4.9	4.4	16	17
Lav male	40	5.5	4.3	3.8	14	15
WC female	30	7.3	17.1	15.3	40	40
Lav female	40	5.5	12.8	11.5	30	31
Drinking fountains	300+1	2.0	2.8	2.5	7	7
WC unisex					0	3
Lav unisex					0	3

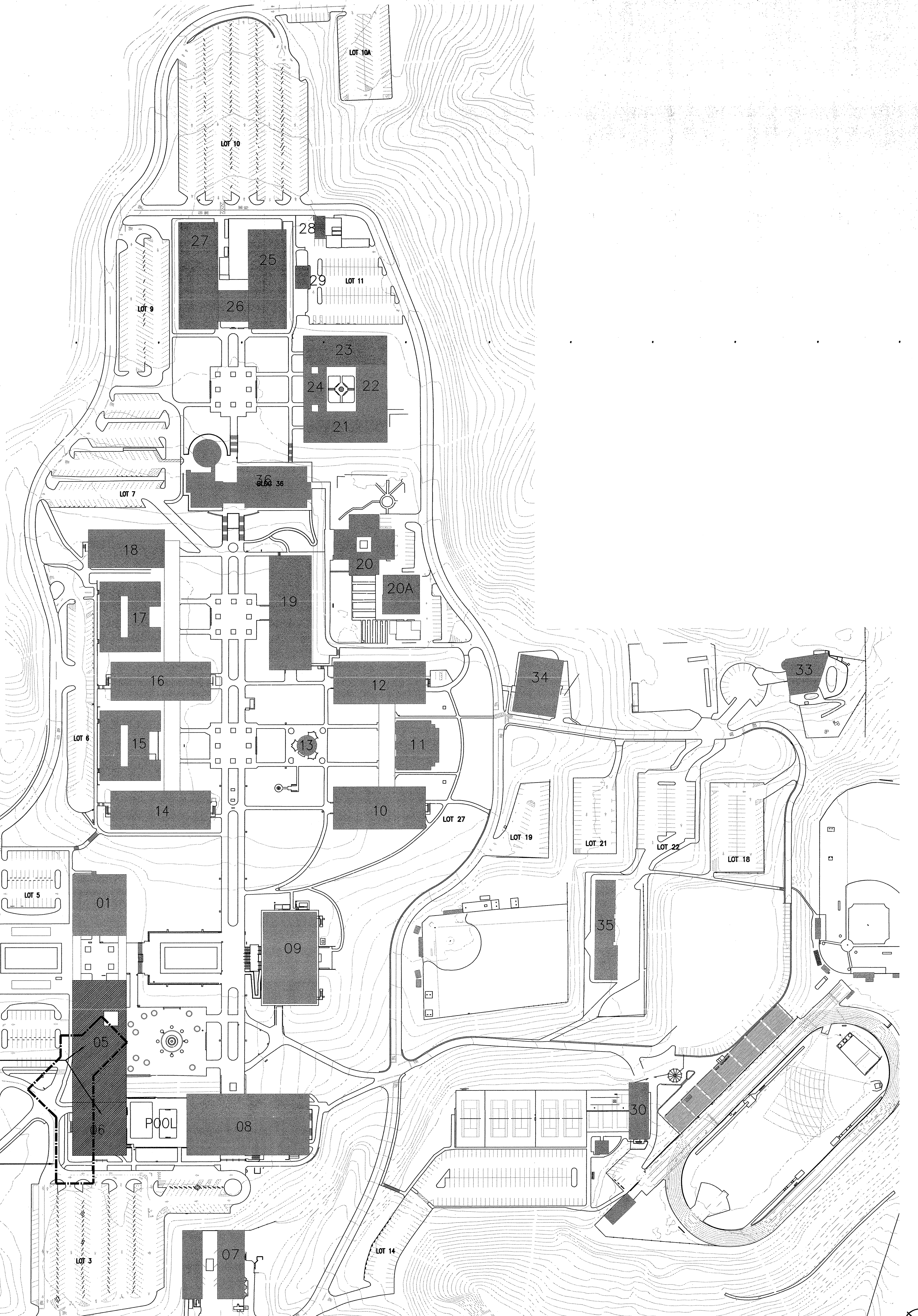
Building Area, Occupant and Exit Width Calculation

Program Component	Room Number	Occupancy Code	Room Name	Area (SF)	Occupant Load	Exit Width (ft)	Min. No. Exits	No. Exit Paths	
Level 1 (26,582 GSF)									
Aquatics	5-101	S1	Electrical Room	80	1.25	100	300	0	
Aquatics	5-102	S1	F.M. & C.	100	1.25	125	300	0	
Aquatics	5-103	S1	Elevator Control Room	85	1.25	107	300	0	
Aquatics	5-104	S1	Facilities Maintenance	574	1.25	717	300	2	
Aquatics	5-104A	S1	PL HW Equipment	189	1.25	236	300	1	
Aquatics	5-105	S1	Mechanical Room	111	1.25	139	300	0	
Aquatics	5-106	S1	Electrical Transformer Room	489	1.25	611	300	2	
Aquatics	5-108	S1	Pool Deck Storage	1,295	1.25	1,742	300	6	
Shared Spaces	5-109	B	First Floor Lobby	435	1	435	29	0.15	
Wellness Center	5-126A	B	Wellness Reception	435	1	435	29	0.15	
Shared Spaces	5-111A	B	Vending	36	1.25	45	300	0	
Aquatics	5-112A	B	Corridor	192	1	192			
Shared Spaces	5-113	B	Trash/Recycle Area	55	1.25	72	300	0	
Other	5-115	B	Lounge	198	1	198	13	0.15	
Division Offices	5-130	B	Division File Storage	81	1.25	101	300	0	
Division Offices	5-131	B	Division Waiting Area	237	1.25	296	50	0.15	
Division Offices	5-131A	B	Division Dean Office	164	1.25	205	100	2	
Division Offices	5-131B	B	Division Assistant	92	1.25	115	100	1	
Other	5-132	B	Office	147	1.25	184	100	2	
Wellness Center	5-140	B	Men's Restroom	1,065			0.15	48	
Wellness Center	5-140B	B	Men's Locker Room	213	1.25	266	50	5	
Aquatics	5-142	S1	Elevator Control Room	47	1.25	59	300	0	
Wellness Center	5-150A	B	Women's Restroom	1,189			0.15	52	
Wellness Center	5-150B	B	Women's Locker Room - Family	242	1.25	302	60	6	
Wellness Center	5-151	S1	Locker Room - Family	139	1.25	174	50	3	
Aquatics	5-152	S1	F.M. & C.	141	1.25	176	300	1	
Other	5-153	B	Staff Lounge	160	1	160	11	0.15	
Wellness Center	5-155	B	Wellness Assessment Room	253	1.25	316	50	6	
Other	5-180A	B	FWR	25	1.25	31	300	0	
Aquatics	5-180B	S1	Electrical Room	67	1.25	84	300	0	
Wellness Center	5-180C	S1	Storage	25	1.25	31	300	0	
Wellness Center	5-180D	S1	Storage	35	1.25	47	300	0	
Wellness Center	5-180E	S1	Storage	25	1.25	31	300	0	
Wellness Center	5-180F	B	Strength Training Area	2,460	1.25	3,072	50	81	
Wellness Center	5-180G	B	Cardiovascular Training Area	7,829	1.25	9,403	50	188	
Wellness Center	5-170	B	Adapted P.E. Exercise Rm.	2,054	1.25	2,568	50	51	
Wellness Center	5-170A	B	Adapted P.E. Storage	115	1.25	144	300	0	
Wellness Center	5-170B	B	Locker Room - Adapted P.E.	143	1.25	179	50	4	
Wellness Center	5-170C	B	Adapted P.E. Assessment Space	289	1.25	361	50	7	
Aquatics			Travelling - Included in Wellness Reception						
Wellness Center			Vending/Concessions - Not Provided						
Division Offices			Office Assistant - Not provided						
Level 1 Total				21,285	1.25	23,483	440	0.15	66
Level 1 Gross Floor Area				26,582					

Program Component	Room Number	Occupancy Code	Room Name	Area (SF)	Occupant Load	Exit Width (ft)	Min. No. Exits	No. Exit Paths
Level 2 (31,093 G)								
Shared Spaces	5-201	B	Concession	1,077	1.47	1,477	100	2
Shared Spaces	5-202	A1	Classroom for 80 - Tiered	1,893	20	81	0.15	14
Shared Spaces	5-203	B	Second Floor Lobby	1,060	1	1,060	18	0.15
Shared Spaces	5-205C	S1	Trash/Recycle Area	24	1.47	35	300	0
Aquatics	5-210	S1	Electrical Room	80	1.47	132	300	0
Cosmetology	5-220	B	Esthetics Room	1,333	1	1,333	80	27
Cosmetology	5-220A	S1	Esthetics Changing Room	120	1	120	50	2
Cosmetology	5-220B	S1	Esthetics Storage	65	1.47	85	300	0
Division Offices	5-230	B	Office	392	1.47	432	100	4
Cosmetology	5-240	B	Cosmetology Lobby/Kit	358	1.47	525	300	2
Other	5-250	S1	Women's Restroom	702			0.15	48
Other	5-250A	B	F.M. & C.	57			0.15	36
Cosmetology	5-251	B	Cosmetology Reception	137	1.47	201	100	2
Cosmetology	5-251A	S1	File Area	84	1.47	123	300	0
Wellness Center	5-253	B	Spinning Room	964	1.47	1,414	50	29
Wellness Center	5-255	B	Group Exercise Room	1,144	1.47	1,678	50	34
Wellness Center	5-257	B	Yoga Room	1,922	1.47	2,269	50	49
Wellness Center	5-258	B	Plasma Room	773	1.47	1,124	50	23
Cosmetology	5-260	B	Senior Lab	4,168	1	4,168	50	178
Other	5-281	S1	F.M. & C.	70	1.47	103	300	0
Other	5-283	S1	Men's Restroom	495			0.15	80
Other	5-285	S1	MDP	273	1.47	400	300	1
Shared Spaces	5-287	B	Central Copy/Mailroom	213	1.47	312	300	1
Shared Spaces	5-288	B	Workroom for 5	137	1.47	201	100	2
Cosmetology	5-270A	B	Cosmetology Dispensary	282	1.47	414	300	1
Cosmetology	5-270B	B	Hair Wash Area	350	1	350	80	7
Cosmetology	5-270C	B	Hair Dryer Area	316	1	316	50	6
Cosmetology	5-271	B	Office (1-Desk)	113	1.47	166	100	2
Cosmetology	5-272	S1	Cosmo Lab Storage	168	1.47	248	300	1
Cosmetology	5-273	B	Office (1-Desk)	113				

CSM DSA File Numbers				
BUILDING or FACILITY NUMBER	BUILDING or FACILITY NAME	DSA / ORS FILE #	APPROVAL DATE	NOTES
1	Administration	19726		
1	CSM E1/5/6 Seismic & Modernization (Construction work was not done)	105428	5/3/2005	
2 and 4	Modernization	01-109243	2007/2008	
2	Music	19726		
2	Choral Room Remodel	101585	6/4/1999	
2	Music Modernization	01-106443	11/16/2007	
2	Theater	19726		
3	Theater Cell Site (T-Mobile)	01-104629	4/4/2003	
4	Art	19726		
4	Art Modernization	01-109443	11/16/2007	
4A	Ceramics/Sculpture	19726		
5	Student Center	25536		Building to be demolished (by others)
6	Museum	25536		Building to be demolished (by others)
5 and 6	Asbestos Removal	04532	3/15/1996	Building to be demolished (by others)
6	ADA HC Accessible Plaza at South and CSM E1/5/6 Seismic & Modernization (Construction work was not done)	102949	7/26/2000	Building to be demolished (by others)
5 and 6	CSM E1/5/6 Seismic & Modernization (Construction work was not done)	105428	5/3/2005	Building to be demolished (by others)
7	Facilities Maintenance Center	19726		
8	Gymnasium	19726		
8	Gym Bleachers	24074	10/21/1983	
9	Library	19726		
9	KCSM/IM Remodel	25436		
9	Seismic Upgrade	61027	5/25/1984	
9	Increment I - KCSM	106611		
9	CSM E1/5/6 Site Ramp (North of Fountains)	106907	2/22/2005	
10	Life Science	19726		
11	Science Lecture	19726		
12	Physical Science	19726		
13	Physical Science	19726		
14 and 16	Modernization	109789	2007/2008	
14	South Hall	19726		
15	Faculty Offices	19726		
16	Central Hall	19726		
16	Remodel - Disabled Students Program & Service Offices and ADA revisions to Ground Floor	102949	7/26/2000	
17	Faculty Offices	19726		
18	South Hall Team Room & Football Plaza Buildings	108848	10/10/2007	
18	North Hall	19726		
18	Asbestos Removal	100438	5/27/1999	
18	Remodel Reading Center on 1 st Flr	102949	7/26/2000	
18	Seismic Project (combined with Modern.)	104536	7/19/2004	
18	Modernization (combined Seismic with Modernization per DSA on 7/19/04)	106047-104536	7/19/2004	This modernization scope was initially a separate DSA file number 106047; then DSA requested the modernization scope be added to the already approved but not yet constructed seismic upgrade file number.
19	Engineering	19726		

CSM DSA File Numbers				
BUILDING or FACILITY NUMBER	BUILDING or FACILITY NAME	DSA / ORS FILE #	APPROVAL DATE	NOTES
19	Classroom Remodel of rooms 103, 105, 107, 118, 120, 121, 122, 123 & 126	106102	3/18/2004	
20	EOPS, Multicultural Center	19726		
20A	Hericulture	19726		
21	Cosmetology	19726		
22	Health Occupation	19726		
23	Consumer Arts & Science, Nursing	57077		
24	Locker Rooms	19726		
25	Aerobatics	19726		
26	Technical Lecture	19726		
27	Trades and Industry	19726		
28	Test Cell	19726		
29	Canvas	27069	6/20/1997	
30	Green House	19726		
30A	Track Toilet Room	19726	12/1/1980	
31	Tickets	19726		
33	Child Care Center	42789	4/21/1980	
33	Modernization	107070		
34	Butter Building	61027		
34	Butter Building - Field Act Compliance structural strengthening	106612	1/26/2004	Design completed and approved, but work not completed.
35	Regional Public Safety Center (File No. 41-21)	01-106255	4/23/2004	
36	Increment I	01-106241	6/23/2004	
36	Increment II		7/7/2005	
36	Increment III		4/21/2006	
37	Teens Court			
38	Football Press Box	01-106647	12/9/2004	
39	Field Level Restroom Building	01-106647	12/9/2004	
40	Baseball Storage	01-106647	12/9/2004	
40	Football Scoreboard & Goal Posts	01-106641	9/27/2004	
A	Track Storage Building			
	Direct Administrative Offices	40115		
	Columbus Seismic Upgrade	61238	3/11/1994	
	Elevator Additions	54863		
	Handrail/Guardrails Upgrade	100440	5/27/1998	
	Sprint Cell Site	67891	6/3/1997	
	Stadium Bleachers	28529	6/23/1984	
	Campano Wide Fire Alarm Upgrade	106531	01/27/04	
	CSM Summer '04 Infrastructure	106089-I	3/19/2004	
	CSM Quad 5 & 6S Infrastructure	106089-II	10/27/2004	
	CSM Fire Pump Replacement	106089-III	5/26/2005	
	CSM Walkway Project (407 between Bldg 1-Bldg 3)	10697	2/22/2005	
T1	CSM Temporary Building	01-107389	9/4/2005	This modular building used to be the DSA-approved Canfield College Child Development Center, before permanent Bldg 22 replaced it. The modular building was relocated in CSM in 2005.



1 Existing Site Plan
T1.00 SCALE: 1"=100'

FOR REFERENCE ONLY

MCCARTHY
LPA KH

Kwan Henmi Architecture / Planning
456 Montgomery St., Suite 300
San Francisco, California 94104
P 415 777-4770
F 415 777-5102
www.kwanhenmi.com

IDENTIFICATION STAMP
DIVISION OF THE STATE ARCHITECT
APPL. NO. 01-109870
ACC. FILE NO. SS D.M.
DATE

REGISTERED ARCHITECT
Kwan Henmi
C 11009
EXPIRES 10-31-08
STATE OF CALIFORNIA

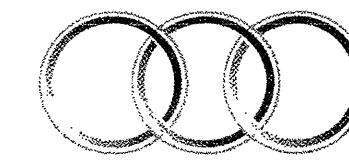
IDENTIFICATION STAMP
DIVISION OF THE STATE ARCHITECT
APPL. NO. 109870
ACC. FILE NO. SS
DATE

This set of all other project documents and all sheets, schedules and design incorporated herein are submitted as service. All project documents are the registered property of Kwan Henmi Architecture Planning Inc. Upon receipt, they shall be held in confidence and not be used for any other project without the written consent of Kwan Henmi Architecture Planning Inc. Kwan Henmi hereby gives formal notice that any use of project documents for reproduction or modification without the written consent of Kwan Henmi Architecture Planning Inc. is not authorized and shall be held in breach of contract. Kwan Henmi Architecture Planning Inc. is not responsible for any errors or omissions in this set of documents. Kwan Henmi Architecture Planning Inc. is not responsible for any errors or omissions in this set of documents. Kwan Henmi Architecture Planning Inc. is not responsible for any errors or omissions in this set of documents. © Copyright 2008

College of San Mateo
Building 5N
DSA Backcheck
San Mateo, CA
Developed for
San Mateo County Community College District

Revision	Description	Date
1	100% CD Set	
2	DSA Backcheck	
3	Coordination Revisions	

Job No. 0715.00
Date 10.01.2008
Scale
Existing Site Plan
T1.00



SAN MATEO COUNTY
COMMUNITY COLLEGE DISTRICT

Mr. Nat Chauhan
Regional Director
Division of the State Architect
1515 Clay Street
Oakland, CA 94612

May 29, 2008

Re: Project Application for College of San Mateo Design Build new Building 5N.
DSA file No. 41-C1, Application No. PENDING

Dear Nat:

The San Mateo County Community College District has undertaken a significant new construction, modernization and renovation program at the College of San Mateo. In prior discussions between the District and The Division of State Architect (DSA), it has been agreed that this comprehensive scope of work will be submitted to DSA as three separate projects, listed below in chronological order:

1. New Building 5N (replacing existing Buildings 5 & 6)
2. New Building 10N (replacing existing Buildings 10, 11 & 13)
3. Site accessibility, infrastructure and landscape improvements

Building 5N is the first of these projects submitted to DSA. The Building 5N application will provide for a complete, code-compliant and functional facility, but will not contain any site improvements.

This letter is a written confirmation of verbal assurances made by the District in discussions with DSA. Since this application precedes the site package application, the District is re-affirming its commitment that the necessary site improvements required to provide disabled access, egress and fire department access to Building 5N will be in place prior to beneficial occupancy of Building 5N.

The necessary site accessibility, infrastructure and landscape improvements required to provide access, egress and fire department access to Building 5N include:

1. Completion of required accessibility features: required disabled parking, van accessible parking bus stops and passenger loading zones. Accessible path of travel routes from these features (including signage), and accessible paths connecting Building 5N to/from other areas of campus and the future pool deck adjacent to the project. These routes will include a path through

Carle College, Redwood City
College of San Mateo, San Mateo
Skyline College, San Bruno

- Building 5N as a means of making site grade transitions via elevators within the building as a supplement to accessible ramps on site.
2. Completion of required fire-fighting features: approved local Fire Department access routes, hydrant locations, and underground fire lines necessary for Building 5N.
 3. Completion of required utility infrastructure including gas and electric air lines, tel/data, potable water, fire water, irrigation, sanitary sewers and storm drain lines. All utilities will be underground.
 4. Completion of required site lighting and way-finding signage.

Drawing sheets showing the overall campus site improvements are included in the Building 5N project application for reference only, and are not a part of this project application for review and approval by DSA. These drawings show the local Fire Marshall's approval of the Fire Department access route, hydrant locations, and underground fire lines necessary for Building 5N. Existing Building 5 will be demolished in its entirety.

In the event that permanent site construction will not be completed in time, SMCCCD agrees to notify DSA and determine with them what temporary disabled access, egress or fire department access features are necessary and provide such features prior to beneficial occupancy.

Thank you.

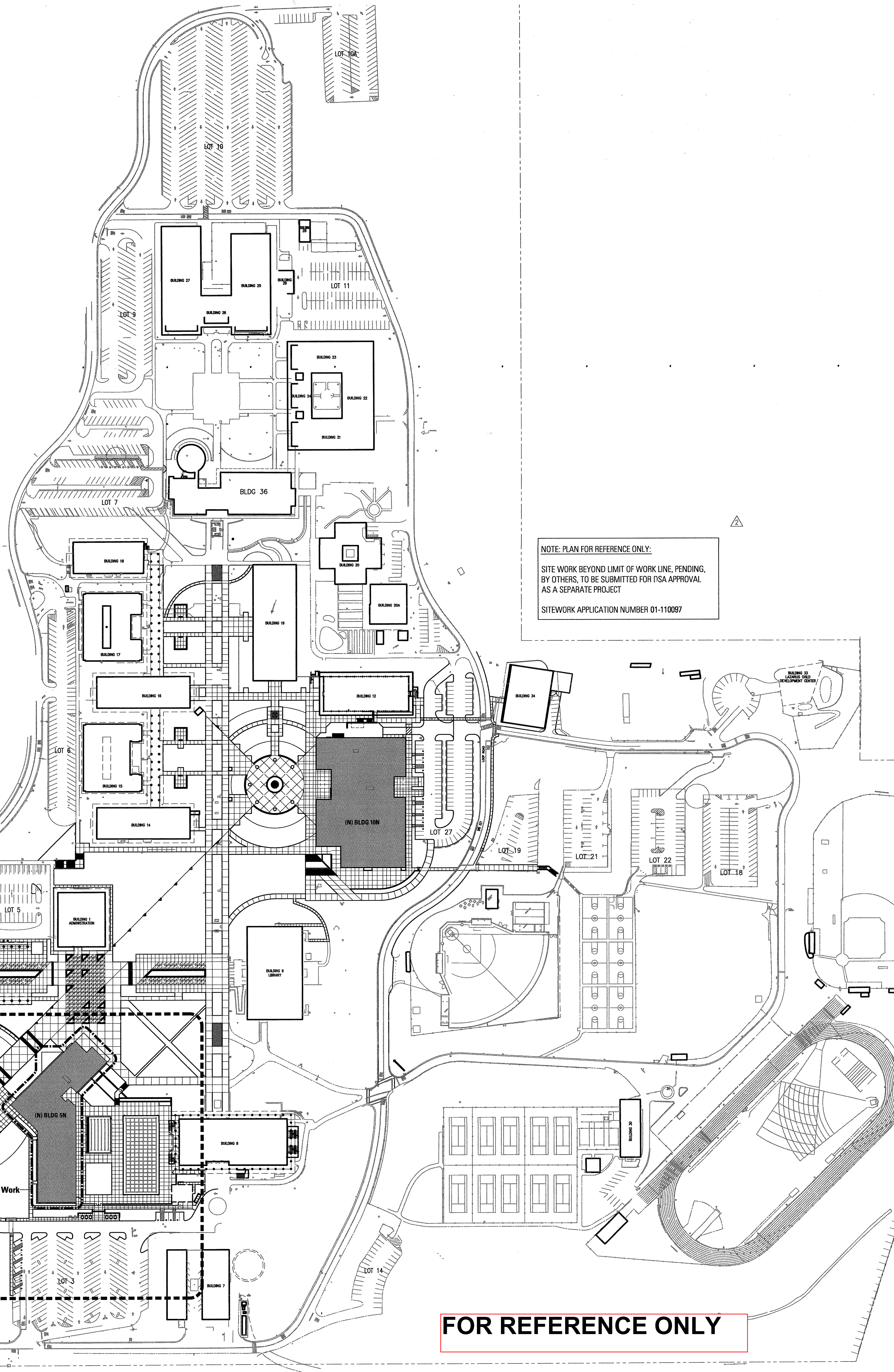
Respectfully,

José D. Nuñez

José D. Nuñez
Vice Chancellor
Facilities Planning, Maintenance & Operations

CC:
Leroy Tam, Supervising Structural Engineer
Barry Ryan, Supervising Architect
Raul Codette, Fire, Life & Safety Officer II
Joe Grasso, Senior Structural Engineer


3401 CSM Drive, San Mateo, California 94402-3699 • P:(650) 574-6274 Web: http://smcccd.edu



NOTE: PLAN FOR REFERENCE ONLY.
SITE WORK BEYOND LIMIT OF WORK LINE, PENDING,
BY OTHERS, TO BE SUBMITTED FOR DSA APPROVAL
AS A SEPARATE PROJECT
SITING APPLICATION NUMBER 01-110097


FOR REFERENCE ONLY

1 Overall Site Plan
T1.01 SCALE: 1"=100'



Kwan Hermi Architecture / Planning
456 Montgomery St., Suite 300
San Francisco, California 94104
P 415 777-4770
F 415 777-5102
W www.kwanhermi.com

IDENTIFICATION STAMP
DIVISION OF THE STATE ARCHITECT
APPL. NO. 01-109870
ACC. FILE NO. SS D.M.
DATE OCT 8 2008



IDENTIFICATION STAMP
DIVISION OF THE STATE ARCHITECT
APPL. NO. 01-109870
ACC. FILE NO. SS
DATE

This and all other project documents and all ideas, methods and designs incorporated therein are submitted as work. All project documents are the registered property of Kwan Hermi Architecture Planning Inc. (Kwan Hermi) and shall remain the property of Kwan Hermi. No part of this document or any portion thereof may be reproduced, stored in a retrieval system, transmitted, or otherwise disseminated in any form or by any means, electronic, mechanical, photocopying, recording, or by any information storage and retrieval system, without the prior written permission of Kwan Hermi. Kwan Hermi hereby gives formal notice that any such project document and/or reproduction or modification thereof is not only voided but automatically voids all parties involved and releases Kwan Hermi from any and all liability and responsibility for any and all damages, including reasonable attorneys' fees and costs, that may be incurred by any party as a result of the use of any such project document and/or reproduction or modification thereof. These project documents describe design intent of work and are not a representation of as-built or existing conditions. Kwan Hermi and Kwan Hermi Consultants make no representation concerning the accuracy of documents and are not responsible for any discrepancies between project documents and the existing conditions.
© copyright 2008

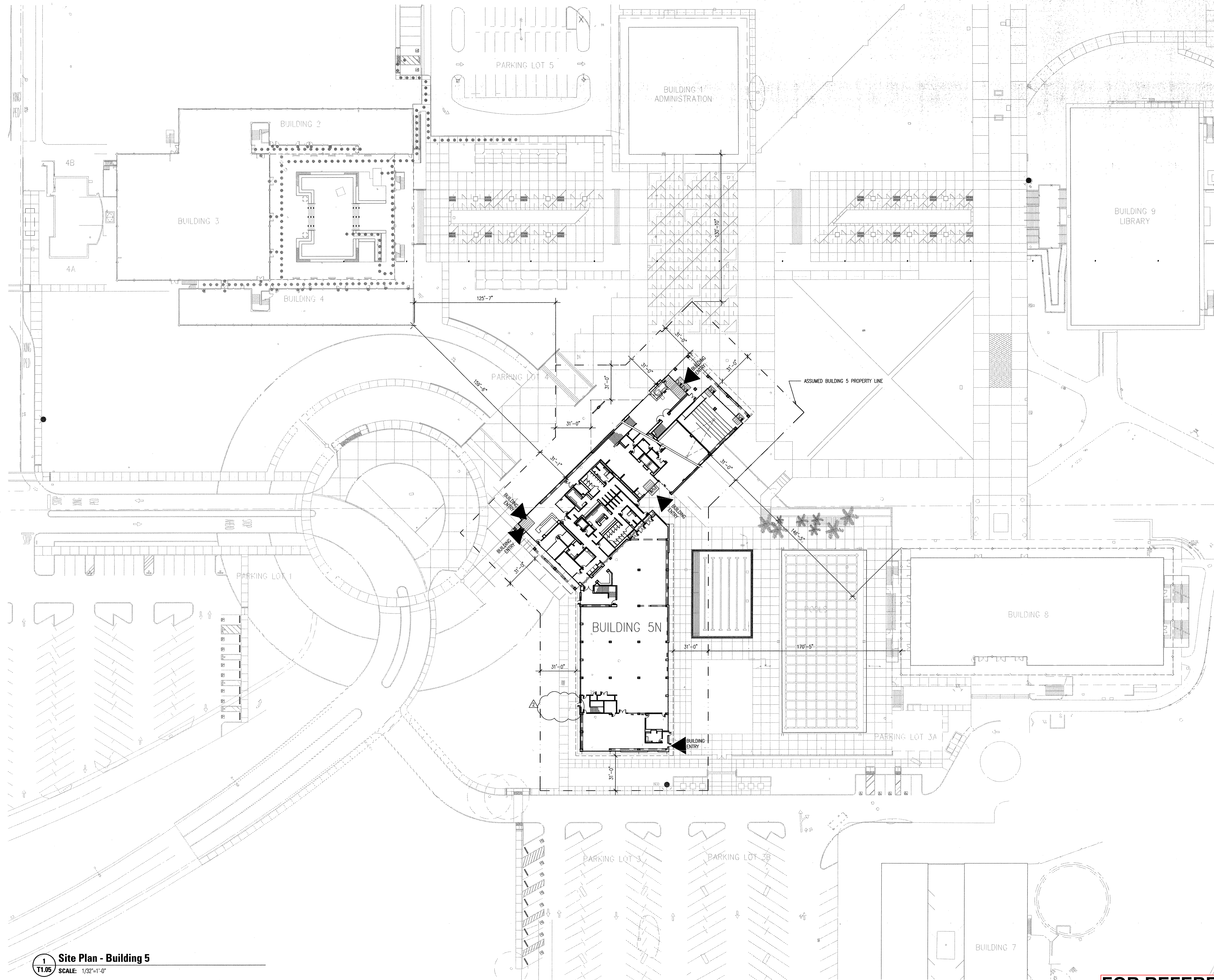
College of San Mateo
Building 5N
DSA Backcheck
San Mateo, CA
Developed for
San Mateo County Community College District

Revision	Description	Date

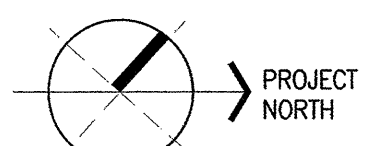
Revision	Description	Date

Job No. 0715.00
Date 10.09.2008
Scale


Overall Site Plan
T1.01



1 Site Plan - Building 5
 T1.05 SCALE: 1/32"=1'-0"




FOR REFERENCE ONLY



Kwan Henmi Architecture / Planning
 456 Montgomery St., Suite 300
 San Francisco, California 94104
 P 415 777-4770
 F 415 777-5102
 W www.kwanhenmi.com

IDENTIFICATION STAMP
 DIVISION OF THE STATE ARCHITECT
 P.L. NO. 01-109870
 ACC. BY [Signature] S.D.M.
 DATE OCT 23 2008



IDENTIFICATION STAMP
 DIVISION OF THE STATE ARCHITECT
 P.L. NO. 109870
 AC [Signature] S.D.M.
 DATE

This and all other project documents and all ideas, methods and designs incorporated therein are instruments of service. All project documents are the registered property of Kwan Henmi Architecture / Planning, Inc. (KHA) and shall remain the property of KHA. No part of any project or program shall be reproduced or transmitted in any form or by any means, electronic, mechanical, photocopying, recording, or by any information storage and retrieval system, without the prior written permission of KHA. KHA and its consultants shall not be held responsible for any errors or omissions in this project document and shall not be held responsible for any damages or losses resulting from the use of this project document. © copyright 2008

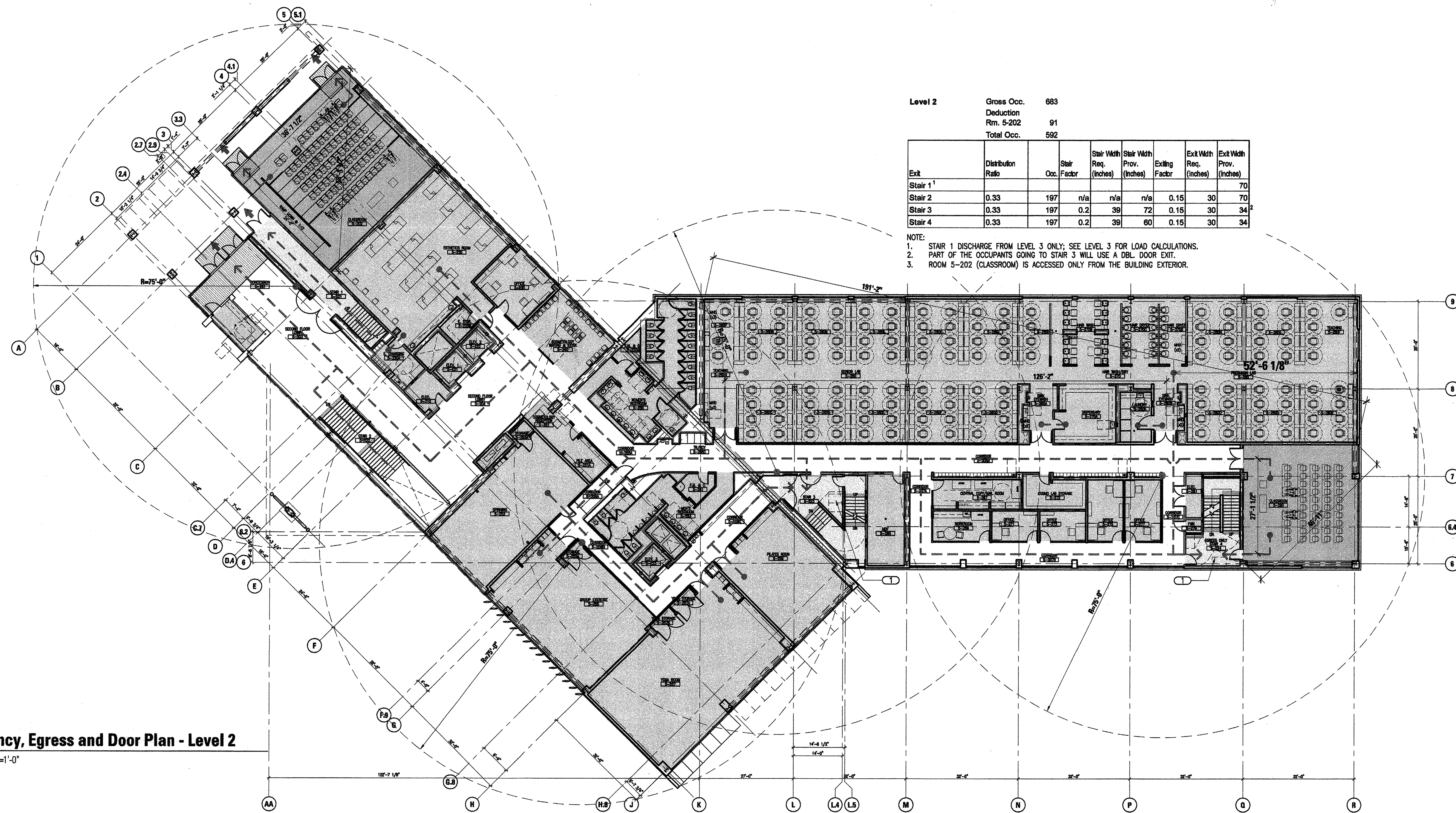
College of San Mateo
 Building 5N
 DSA Backcheck
 San Mateo, CA
 Developed for
 San Mateo County Community College District

Revision	Description	Date

Revision	Description	Date

Job No. 0715.00
 Date 10.01.2008
 Scale

Building Site Plan
T1.05



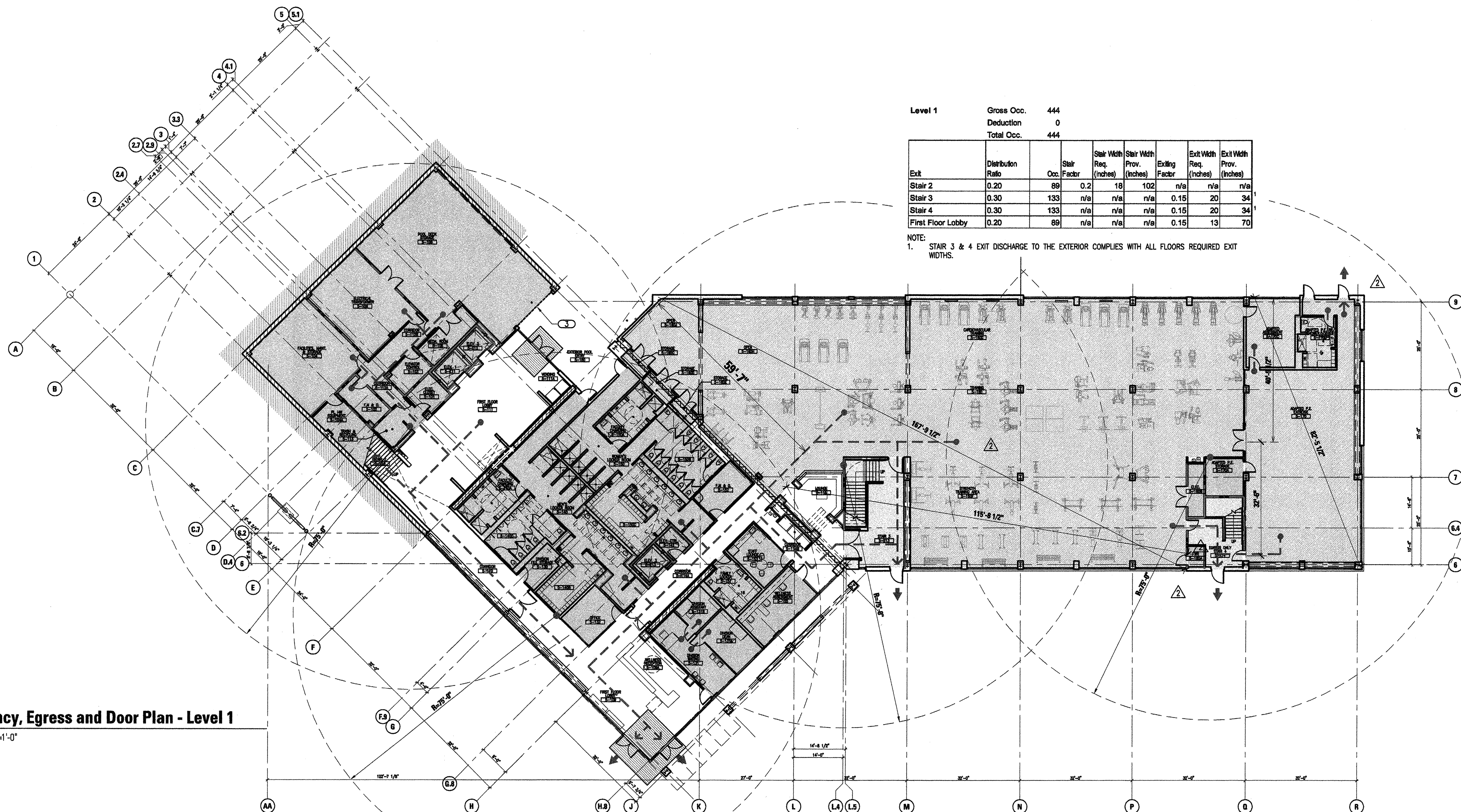
Level 2

Gross Occ.	663
Deduction Rm. 5-202	91
Total Occ.	592

Exit	Distribution Ratio	Stair Occ.	Stair Factor	Stair Width Req. (inches)	Stair Width Prov. (inches)	Exiting Factor	Exit Width Req. (inches)	Exit Width Prov. (inches)
Stair 1								
Stair 2	0.33	197	n/a	n/a	n/a	0.15	30	70
Stair 3	0.33	197	0.2	39	72	0.15	30	34
Stair 4	0.33	197	0.2	39	60	0.15	30	34

- NOTE:
1. STAIR 1 DISCHARGE FROM LEVEL 3 ONLY; SEE LEVEL 3 FOR LOAD CALCULATIONS.
 2. PART OF THE OCCUPANTS GOING TO STAIR 3 WILL USE A VBL. DOOR EXIT.
 3. ROOM 5-202 (CLASSROOM) IS ACCESSED ONLY FROM THE BUILDING EXTERIOR.

2 Occupancy, Egress and Door Plan - Level 2
T2.01 SCALE: 1/16"=1'-0"



Level 1

Gross Occ.	444
Deduction	0
Total Occ.	444

Exit	Distribution Ratio	Stair Occ.	Stair Factor	Stair Width Req. (inches)	Stair Width Prov. (inches)	Exiting Factor	Exit Width Req. (inches)	Exit Width Prov. (inches)
Stair 2	0.20	89	0.2	18	102	n/a	n/a	n/a
Stair 3	0.30	133	n/a	n/a	n/a	0.15	20	34
Stair 4	0.30	133	n/a	n/a	n/a	0.15	20	34
First Floor Lobby	0.20	89	n/a	n/a	n/a	0.15	13	70

- NOTE:
1. STAIR 3 & 4 EXIT DISCHARGE TO THE EXTERIOR COMPLIES WITH ALL FLOORS REQUIRED EXIT WIDTHS.

1 Occupancy, Egress and Door Plan - Level 1
T2.01 SCALE: 1/16"=1'-0"

GENERAL NOTES

1. FOR DETAILED OCCUPANCY LOAD CALCULATIONS PER SPACE, SEE SHEET T0.01.


SHEET NOTES

- KEY NOTES
- 1. AREA OF REFUGE (2 WHEELCHAIR POSITIONS)
 - 2. ROOF ACCESS HATCH
 - 3. ROLL UP DOOR-NOT FOR EGRESS

LEGEND

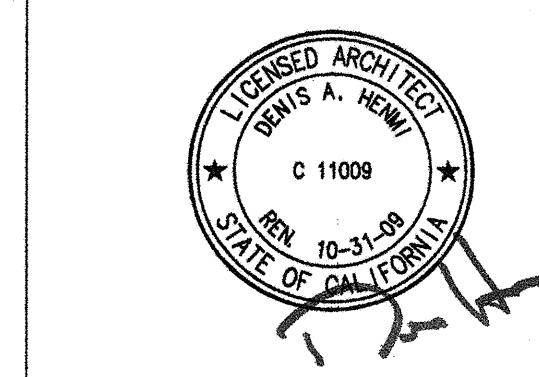
- B OCCUPANCY
- A3 OCCUPANCY
- MECHANICAL, ELECTRICAL, STORAGE, RESTROOM, ETC.
- EXIT STAIRWAY
- 1-HR RATED FIRE SEPARATION
- 1-HR RATED OCCUPANCY SEPARATION
- 1-HR POTENTIAL CONTROL AREA
- PATH OF TRAVEL
- EXIT
- COMMON P.O.T.
- FIRE EXTINGUISHER

FOR REFERENCE ONLY



Kwan Henmi Architecture / Planning
456 Montgomery St., Suite 300
San Francisco, California 94104
P: 415 777-4770
F: 415 777-5102
W: www.kwanhenmi.com

IDENTIFICATION STAMP
DIVISION OF THE STATE ARCHITECT
APPL. NO. 01-109870
DATE: OCT 2 9 2008



IDENTIFICATION STAMP
DIVISION OF THE STATE ARCHITECT
APPL. NO. 01-109870
DATE: OCT 2 9 2008

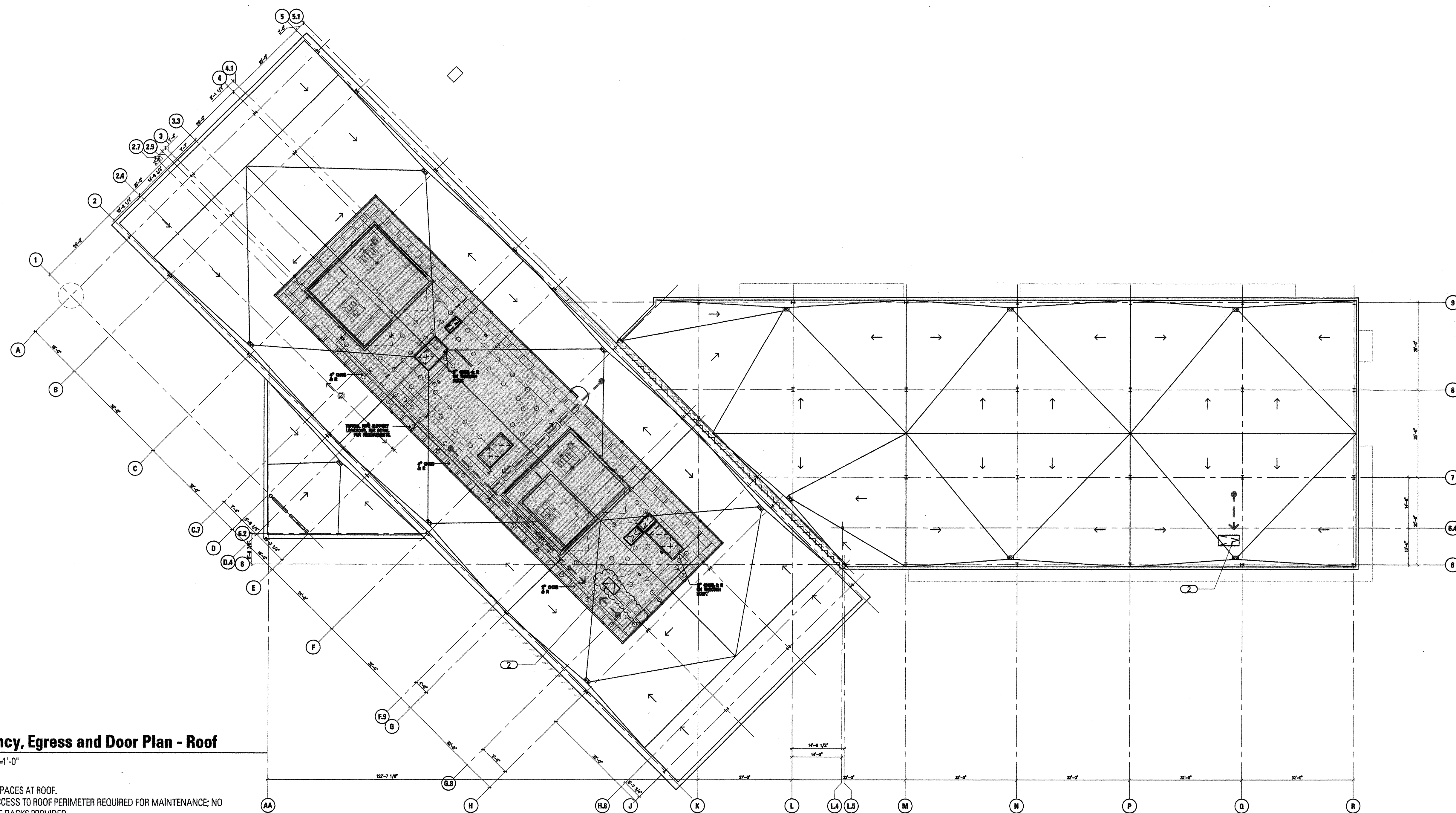
The use of other project documents and all items, materials, and methods incorporated herein are the property of Kwan Henmi Architecture / Planning Inc. (Kwan Henmi) and shall be used only for the project and in accordance with the terms of the contract. Kwan Henmi shall have the right to remove or modify any part of these documents, in whole or in part, without notice and without liability to the user. Kwan Henmi shall not be responsible for any errors or omissions in these documents, in whole or in part, and shall not be liable for any damages, including consequential damages, arising from the use of these documents. © Copyright 2008

College of San Mateo
Building 5N
DSA Backcheck
San Mateo, CA
Developed for
San Mateo County Community College District

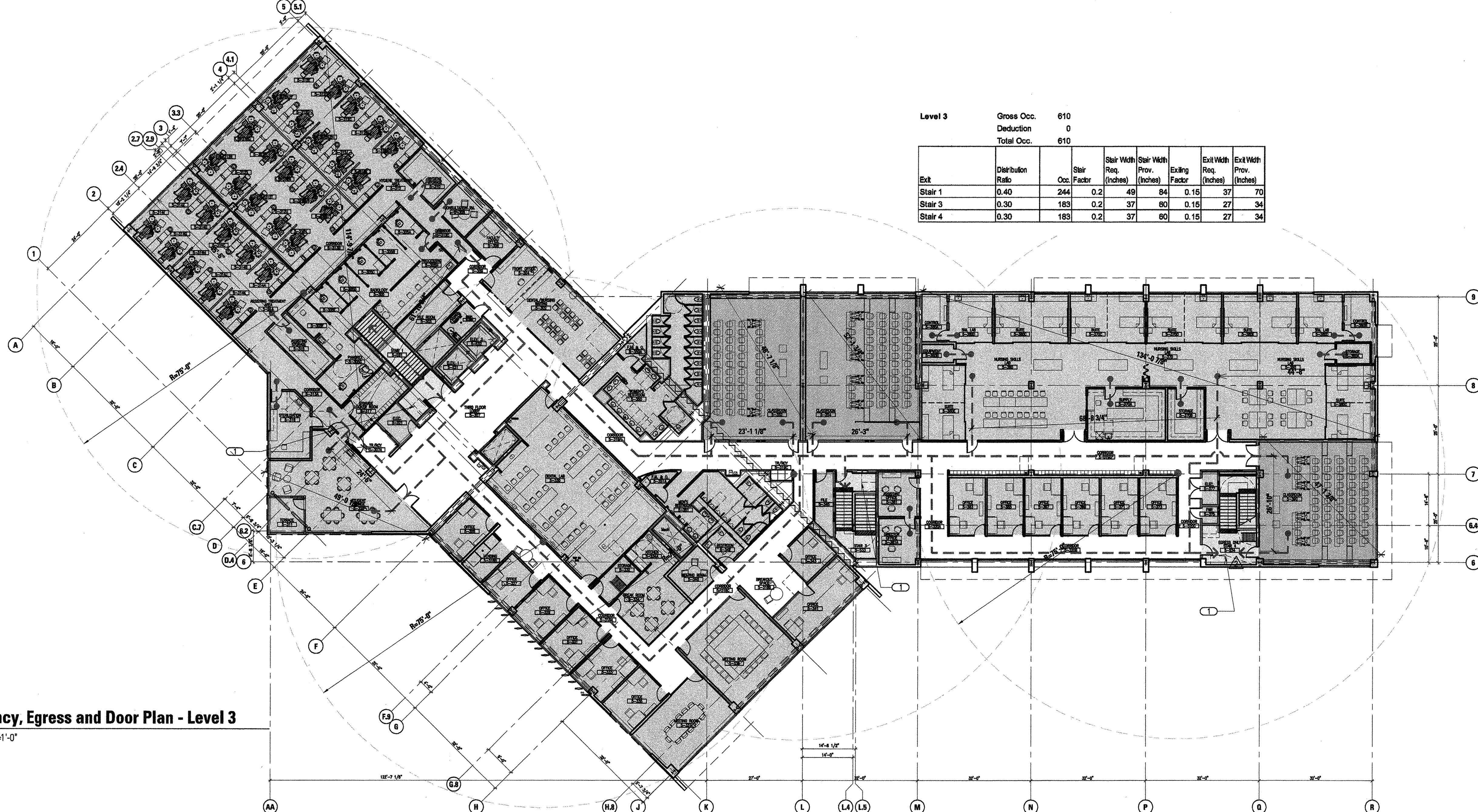
Date	Revision	Description

Date	Revision	Description

Job No. 071500
Date 10/26/08
Scale
Occupancy Egress and Door Plan
Floors 1 and 2
T2.01



2
T2.02
Occupancy, Egress and Door Plan - Roof
SCALE: 1/16"=1'-0"
NOTE:
NO OCCUPIED SPACES AT ROOF.
NO ROUTINE ACCESS TO ROOF PERIMETER REQUIRED FOR MAINTENANCE; NO RAILINGS OR TIE BACKS PROVIDED.



1
T2.02
Occupancy, Egress and Door Plan - Level 3
SCALE: 1/16"=1'-0"

Exit	Distribution Ratio	Stair Occ.	Stair Width Req. (Inches)	Stair Width Prov. (Inches)	Exiting Factor	Exit Width Req. (Inches)	Exit Width Prov. (Inches)
Stair 1	0.40	244	0.2	49	0.15	37	70
Stair 3	0.30	193	0.2	37	0.15	27	34
Stair 4	0.30	193	0.2	37	0.15	27	34

GENERAL NOTES

- FOR DETAILED OCCUPANCY LOAD CALCULATIONS PER SPACE, SEE SHEET T2.01.


SHEET NOTES

- KEY NOTES**
- ⊕ AREA OF REFUGE (2 WHEELCHAIR POSITIONS)
 - ⊖ ROOF ACCESS HATCH
 - ⊖ ROLL UP DOOR-NOT FOR EGRESS

LEGEND


- B OCCUPANCY
- A3 OCCUPANCY
- MECHANICAL, ELECTRICAL, STORAGE, RESTROOM, ETC.
- EXIT STAIRWAY
- 1-HR RATED FIRE SEPARATION
- 1-HR RATED OCCUPANCY SEPARATION
- 1-HR POTENTIAL CONTROL AREA
- PATH OF TRAVEL
- ⬅ EXIT
- ↔ COMMON P.O.T.
- FIRE EXTINGUISHER

FOR REFERENCE ONLY



Kwan Henmi Architecture / Planning
456 Montgomery St., Suite 300
San Francisco, California 94104
P. 415 777-4770
F. 415 777-5102
W www.kwanhenmi.com

IDENTIFICATION STAMP
DIVISION OF THE STATE ARCHITECT
APPL. NO. 01-109870
DATE 07/25/06 D.H.



IDENTIFICATION STAMP
DIVISION OF THE STATE ARCHITECT
APPL. NO. 109870
DATE 07/25/06

This set of other project documents and all their appendices and drawings incorporated herein are the property of Kwan Henmi Architecture/Planning Inc. (Kwan Henmi) and shall remain the property of Kwan Henmi. No part of this set of documents shall be reproduced, stored in a retrieval system, or transmitted in any form or by any means, electronic, mechanical, photocopying, recording, or by any information storage and retrieval system, without the prior written permission of Kwan Henmi. Kwan Henmi shall not be held responsible for any errors or omissions in this set of documents. Kwan Henmi shall not be held responsible for any damages or liabilities arising out of or in connection with the use of these documents. © Copyright 2006

College of San Mateo
Building 5N
DSA Backcheck
San Mateo, CA
Developed for
San Mateo County Community College District

Date	Revised	By	Checked

Date	Revised	By	Checked

Job No. 071506
Date 10.20.2008
Scale
Occupancy, Egress and Door Plan
Floors 3 and Roof
T2.02

GENERAL NOTES

1. PATH OF TRAVEL SHALL NOT EXCEED A SLOPE OF 1:20 WITHOUT USE OF RAMPS.
- 1.1 ACCESSIBLE PATH OF TRAVEL SHALL BE SLIP RESISTANT WITH A MAXIMUM CROSS SLOPE OF 2%, APPROPRIATE SPOT ELEVATIONS HAVE BEEN PROVIDED ON THE PLANS. COMPLY WITH SECTIONS 1133B.7.1-1133B.7.6 OF CBC.
- 1.2 ACCESSIBLE PATH OF TRAVEL INDICATED ON PLAN IS A BARRIER FREE ACCESS WITHOUT ANY ABRUPT VERTICAL CHANGES EXCEEDING 1/2" AT 1:2 MAXIMUM SLOPE. VERTICAL LEVEL CHANGES SHALL NOT EXCEED 1/4" IN HEIGHT. CROSS SLOPE SHALL NOT EXCEED 2%.
- 1.3 SEE DET 5/78.01 FOR RAMP DETAIL REFERENCES.
2. SEE SHEET T1.04 FOR ACCESSIBLE SITE FACILITIES. SCHOOL SITE COMPLIES WITH ADA AND CBC REQUIREMENTS BY THE FOLLOWING:
 - PROVIDE ACCESSIBLE LOADING ZONE AT LEVEL 1 MAIN ENTRY.
 - PROVIDE ACCESSIBLE CONCRETE PAD AT ENTRANCES
 - PROVIDE ACCESSIBLE RAMP AT MAIN ENTRANCE AND EAST ENTRANCE
 - PROVIDE ACCESSIBLE DRINKING FOUNTAINS
 - PROVIDE WARNING STRIPES AND HANDRAILS AT STAIRS
 - PROVIDE ACCESSIBLE TOILET ROOMS
 - PROVIDE ACCESSIBLE SIGNAGE
3. GATES AT PATH OF TRAVEL SHALL HAVE A SIGN WHICH READS: 'GATE TO REMAIN OPEN DURING SCHOOL HOURS' IN ALL CAPITALIZED TEXT. SEE G2.01 AND G2.02 FOR SIGNAGE LOCATIONS.
4. REQUIRED PATH OF TRAVEL IMPROVEMENTS IN THE PUBLIC RIGHT OF WAY (R.O.W.) ARE NOT IN CONTRACT. DISTRICT WILL NOTIFY APPROPRIATE PUBLIC AGENCY OF THESE DEFICIENCIES AND COPY DSA ON THIS CORRESPONDENCE.
5. HANDRAILS: SEE 7/78.01 FOR HANDRAIL DETAILS.
6. GRIND DOWN ANY ABRUPT VERTICAL CHANGES EXCEEDING 3/8" TO 1:2 MAX SLOPE WITH 3/8" MAX LEVEL CHANGE AND POWER WASH.
8. REMOVE AND REPLACE ANY GRATE, MONUMENT UTILITY BOX OR LID IN ANY EXISTING SIDEWALK AND PATH TO REMAIN THAT HAS A VERTICAL CHANGE FROM ADJACENT WALKING SURFACE EXCEEDING 3/8".
9. REPLACE ANY EXISTING GRATE OR GRILL IN ANY SIDEWALK OR PATH WITH NEW GRATE OR GRILL WITH GREATER THAN 3" SPACES COMPLYING WITH T-24, CBC SECTION 1124B.4

LEGEND

- ACCESSIBLE PATH OF TRAVEL (TITLE 24 1114B.1.2)
NOTE: PATH OF TRAVEL AS INDICATED IS A BARRIER FREE ACCESS WITHOUT ANY ABRUPT VERTICAL CHANGES
- PROPERTY LINE
- DF ACCESSIBLE DRINKING FOUNTAINS
- ACCESSIBLE TOILET FACILITIES

FOR REFERENCE ONLY

College of San Mateo
Building 5N
DSA Backcheck
San Mateo, CA
Developed for
San Mateo County Community College District

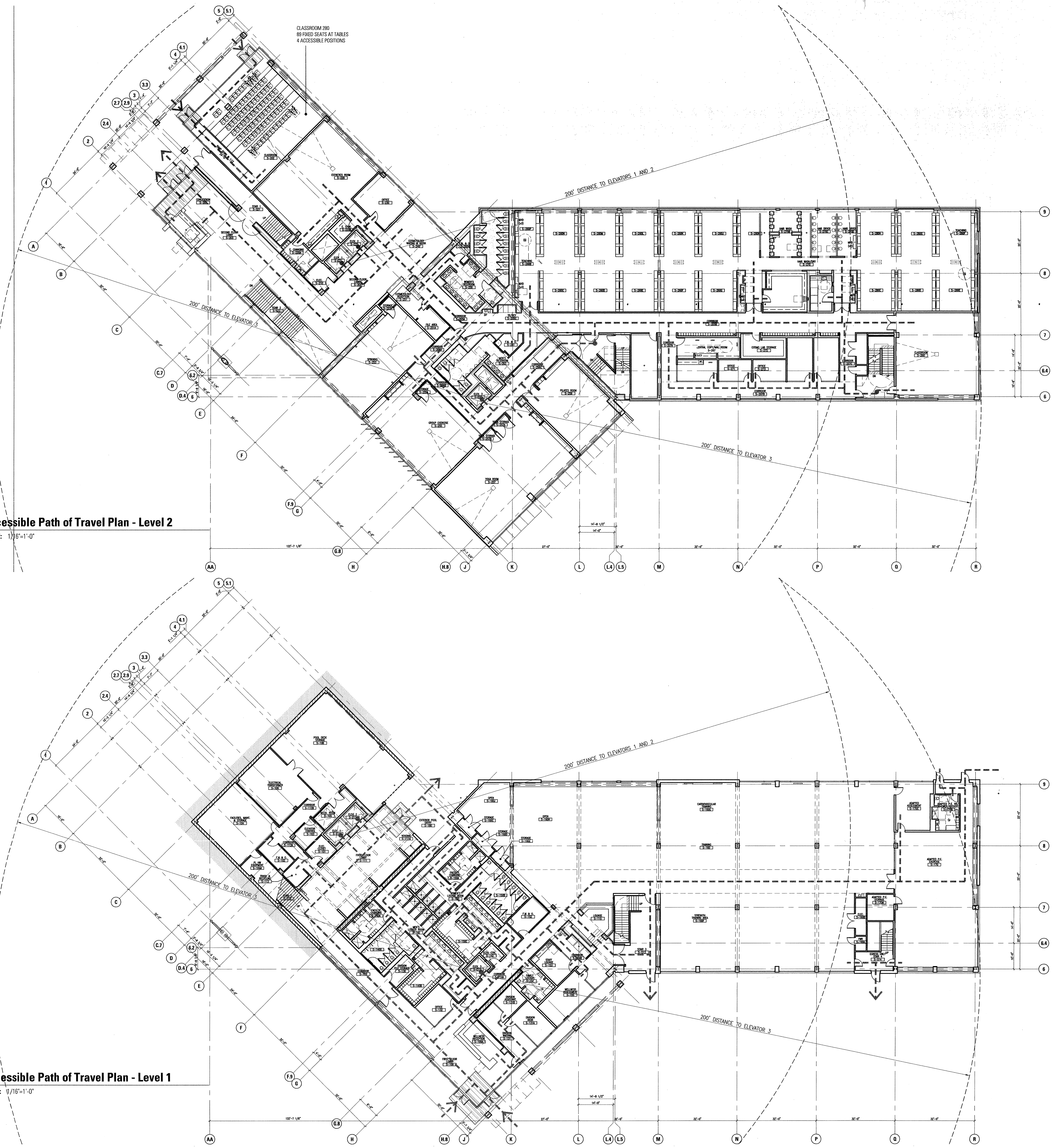
Date	Description
10/10/2008	100% CD Set
10/10/2008	DSA Backcheck
10/10/2008	Coordination Revisions

Job No.	0715.00
Date	10.09.2008
Scale	
Accessible Path of Travel Plan	
Floors 1 and 2	
T2.11	

2 Accessible Path of Travel Plan - Level 2
T2.11 SCALE: 1/16"=1'-0"


1 Accessible Path of Travel Plan - Level 1
T2.11 SCALE: 1/16"=1'-0"

CLASSROOM 200
89 FIXED SEATS AT TABLES
4 ACCESSIBLE POSITIONS




GENERAL NOTES

1. PATH OF TRAVEL SHALL NOT EXCEED A SLOPE OF 1:20 WITHOUT USE OF RAMPS.
- 1.1 ACCESSIBLE PATH OF TRAVEL SHALL BE SLIP RESISTANT WITH A MAXIMUM CROSS SLOPE OF 2%, APPROPRIATE SPOT ELEVATIONS HAVE BEEN PROVIDED ON THE PLANS. COMPLY WITH SECTIONS 1133B.7.1-1133B.7.6 OF CBC.
- 1.2 ACCESSIBLE PATH OF TRAVEL INDICATED ON PLAN IS A BARRIER FREE ACCESS WITHOUT ANY ABRUPT VERTICAL CHANGES EXCEEDING 1/2" AT 1:2 MAXIMUM SLOPE. VERTICAL LEVEL CHANGES SHALL NOT EXCEED 1/4" IN HEIGHT. CROSS SLOPE SHALL NOT EXCEED 2%.
- 1.3 SEE DET 5/7B.01 FOR RAMP DETAIL REFERENCES.
2. SEE SHEET T1.04 FOR ACCESSIBLE SITE FACILITIES. SCHOOL SITE COMPLIES WITH ADA AND CBC REQUIREMENTS BY THE FOLLOWING:
 - PROVIDE ACCESSIBLE LOADING ZONE AT LEVEL 1 MAIN ENTRY.
 - PROVIDE ACCESSIBLE CONCRETE PAD AT ENTRANCES
 - PROVIDE ACCESSIBLE RAMP AT MAIN ENTRANCE AND EAST ENTRANCE
 - PROVIDE ACCESSIBLE DRINKING FOUNTAINS
 - PROVIDE WARNING STRIPES AND HANDRAILS AT STAIRS
 - PROVIDE ACCESSIBLE TOILET ROOMS
 - PROVIDE ACCESSIBLE SIGNAGE
3. GATES AT PATH OF TRAVEL SHALL HAVE A SIGN WHICH READS: "GATE TO REMAIN OPEN DURING SCHOOL HOURS" IN ALL CAPITALIZED TEXT. SEE G2.01 AND G2.02 FOR SIGNAGE LOCATIONS.
4. REQUIRED PATH OF TRAVEL IMPROVEMENTS IN THE PUBLIC RIGHT OF WAY (R.O.W.) ARE NOT IN CONTRACT. DISTRICT WILL NOTIFY APPROPRIATE PUBLIC AGENCY OF THESE DEFICIENCIES AND COPY DSA ON THIS CORRESPONDENCE.
5. HANDRAILS: SEE 7/7B.01 FOR HANDRAIL DETAILS.
6. GRIND DOWN ANY ABRUPT VERTICAL CHANGES EXCEEDING 1/4" TO 1:2 MAX SLOPE WITH 1/2" MAX LEVEL CHANGE AND POWER WASH.
8. REMOVE AND REPLACE ANY GRATE, MONUMENT UTILITY BOX OR LID IN ANY EXISTING SIDEWALK AND PATH TO REMAIN THAT HAS A VERTICAL CHANGE FROM ADJACENT WALKING SURFACE EXCEEDING 1/4".
9. REPLACE ANY EXISTING GRATE OR GRILL IN ANY SIDEWALK OR PATH WITH NEW GRATE OR GRILL WITH GREATER THAN 1/2" SPACES COMPLYING WITH T-24. CBC SECTION 1124B.4



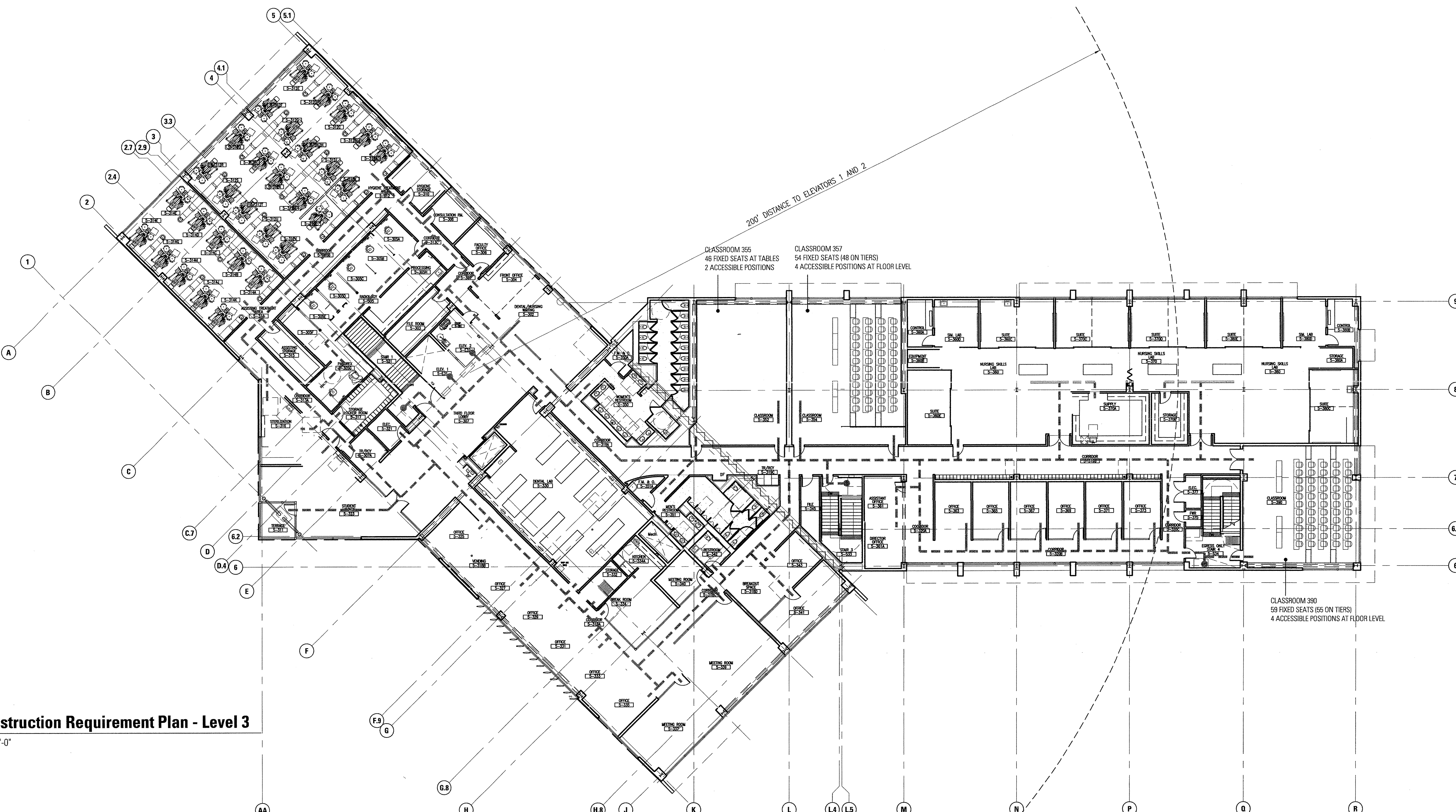
Kwan Henmi Architecture / Planning
 456 Montgomery St., Suite 300
 San Francisco, California 94104
 P 415 777-4770
 F 415 777-5102
 W www.kwanhenmi.com

IDENTIFICATION STAMP
 DIVISION OF THE STATE ARCHITECT
 ARCH. NO. 01-109870
 ACC. FILE NO. 109870
 DATE: _____



IDENTIFICATION STAMP
 DIVISION OF THE STATE ARCHITECT
 ARCH. NO. 109870
 ACC. FILE NO. 109870
 DATE: _____

This set of other project documents and all items, conditions and design incorporated therein are a part of the project documents and are the property of Kwan Henmi Architecture / Planning, Inc. (KHA) and shall remain the property of KHA. No part of this set of project documents may be reproduced, stored in a retrieval system, or transmitted in any form or by any means, electronic, mechanical, photocopying, recording, or by any information storage and retrieval system, without the prior written permission of KHA. KHA does not warrant the accuracy of the information contained herein. KHA is not responsible for any discrepancies between project documents and existing conditions.
 © copyright 2008



LEGEND

- ACCESSIBLE PATH OF TRAVEL (TITLE 24 1114B.1.2)
 NOTE: PATH OF TRAVEL AS INDICATED IS A BARRIER FREE ACCESS WITHOUT ANY ABRUPT VERTICAL CHANGES
- PROPERTY LINE
- DF ACCESSIBLE DRINKING FOUNTAINS
- ACCESSIBLE TOILET FACILITIES

Code Construction Requirement Plan - Level 3
 SCALE: 1/16"=1'-0"

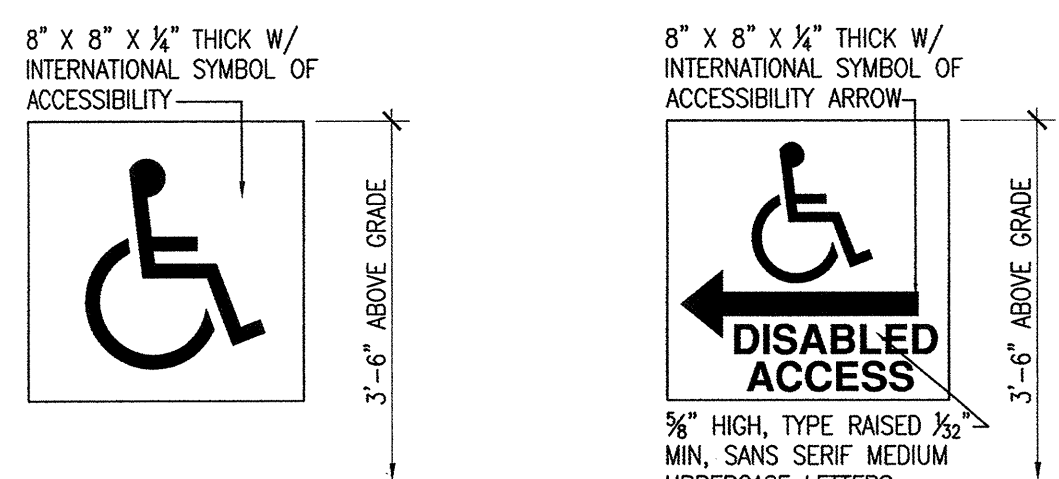
FOR REFERENCE ONLY

College of San Mateo
 Building 5N
 DSA Backcheck
 San Mateo, CA
 Developed for
 San Mateo County Community College District

Revision	Description	Date


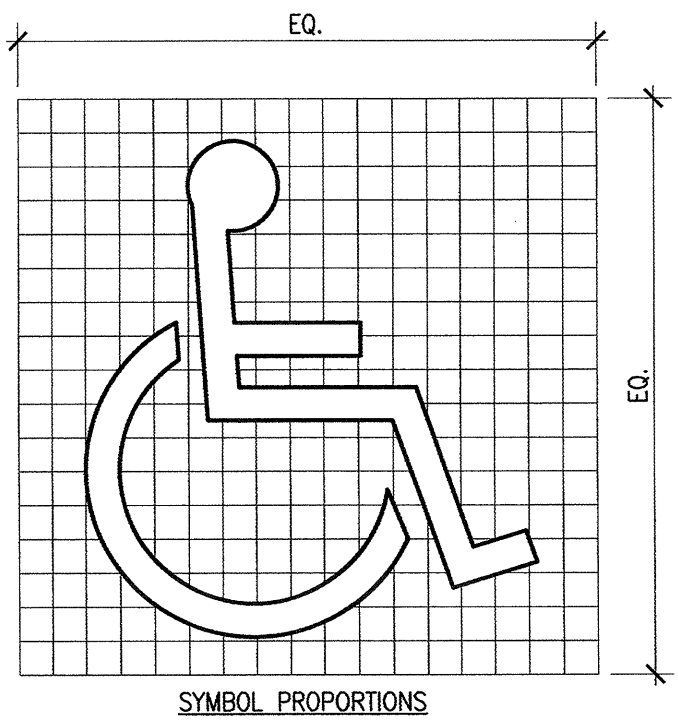
Revision	Description	Date
1	100% CD Set	
2	DSA Backcheck	
3	Coordination	
4	Revisions	

Job No.	071520
Date	12.09.2008
Scale	
Accessible Path of Travel Plan	
Floor 3	
T2.12	

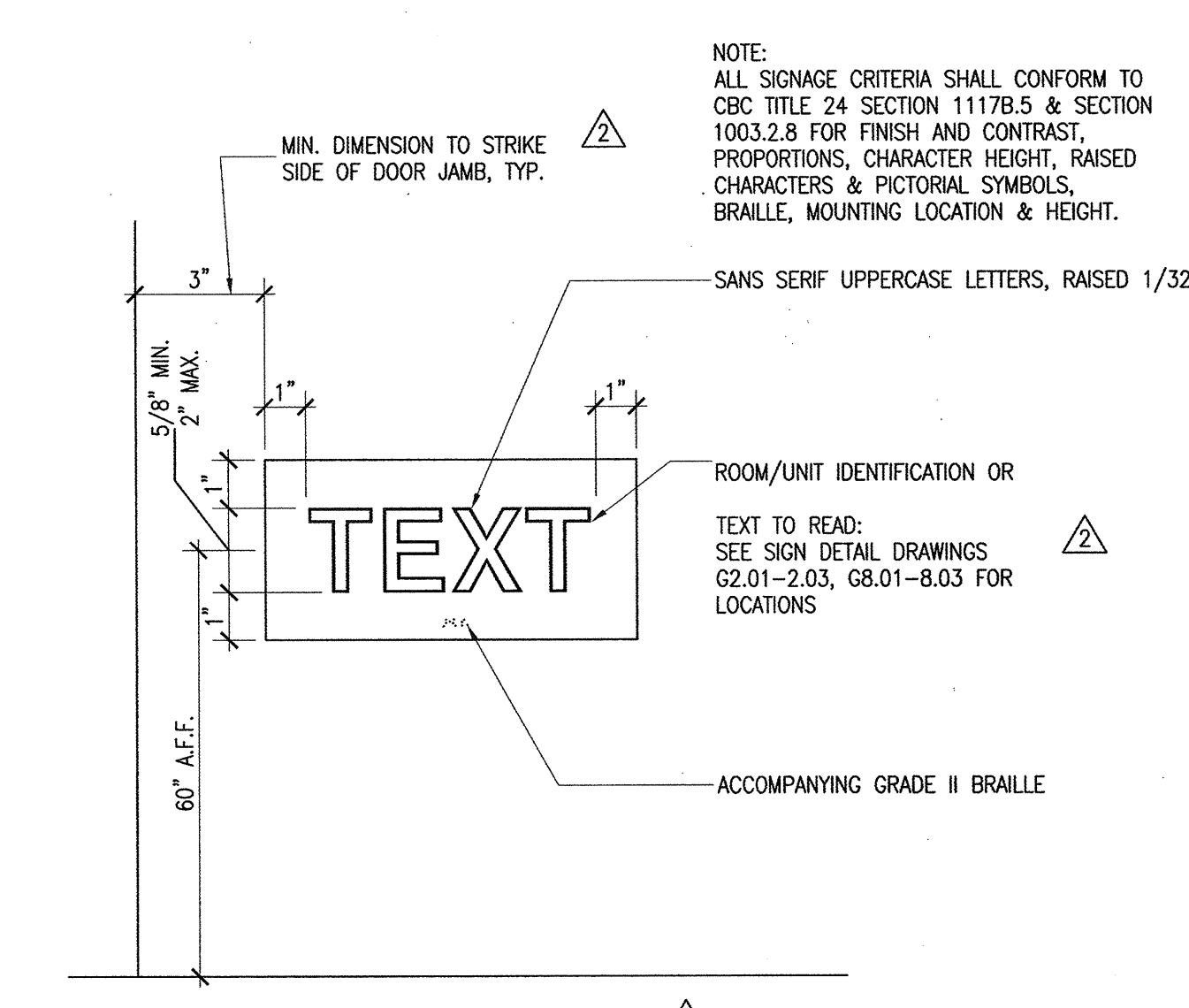


ACCESSIBILITY SIGN (TYP.)

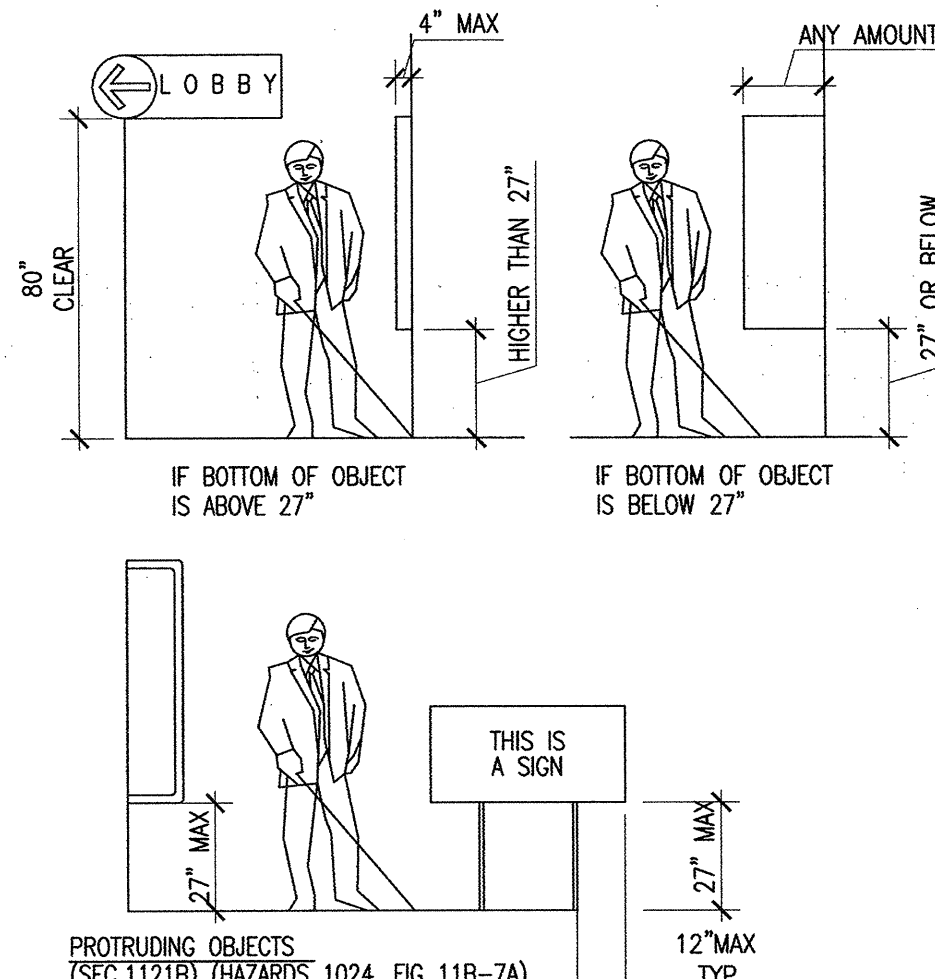
DIRECTIONAL SIGN (TYP.)



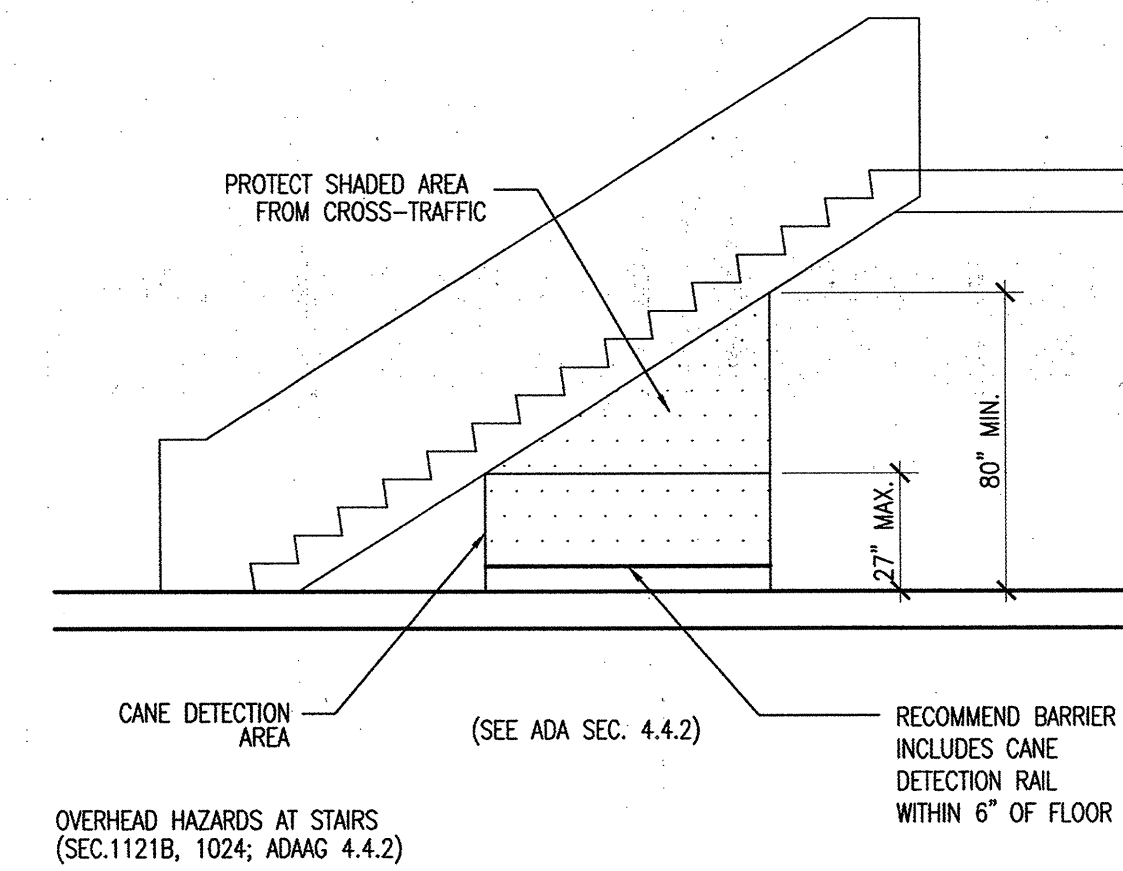
16 INTERNATIONAL ACCESSIBILITY SYMBOL
SCALE: N.T.S.



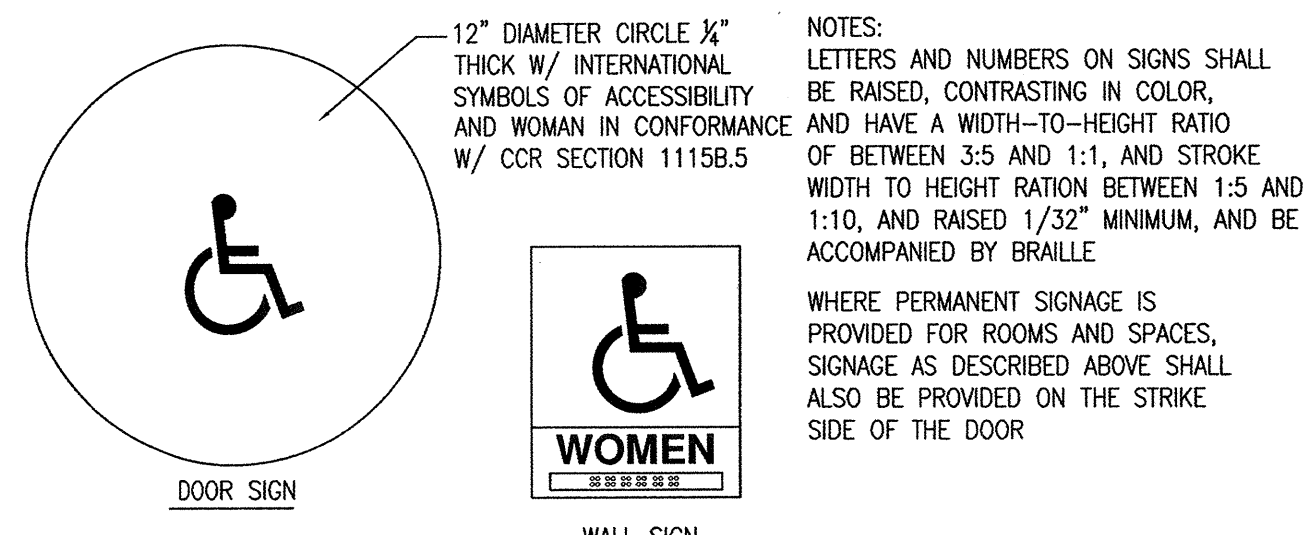
12 TACTILE EXIT SIGNAGE
SCALE: N.T.S.



8 PROTRUDING OBJECTS
SCALE: N.T.S.

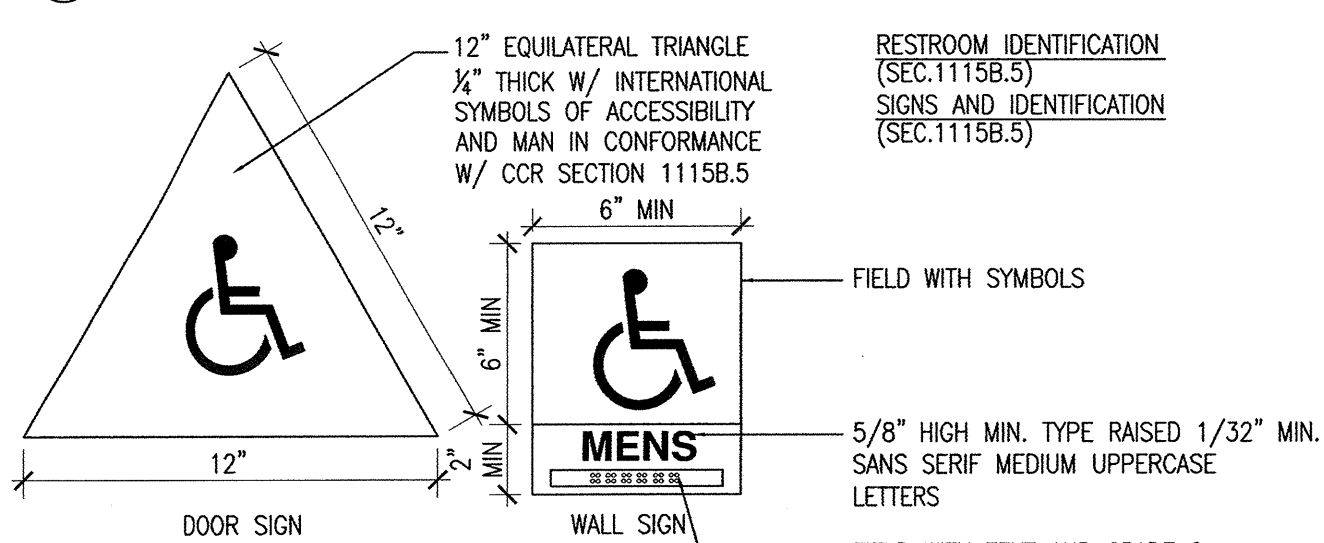


4 OVERHEAD HAZARD AT STAIRS
SCALE: N.T.S.



1 ACCESSIBILITY SIGN: WOMEN

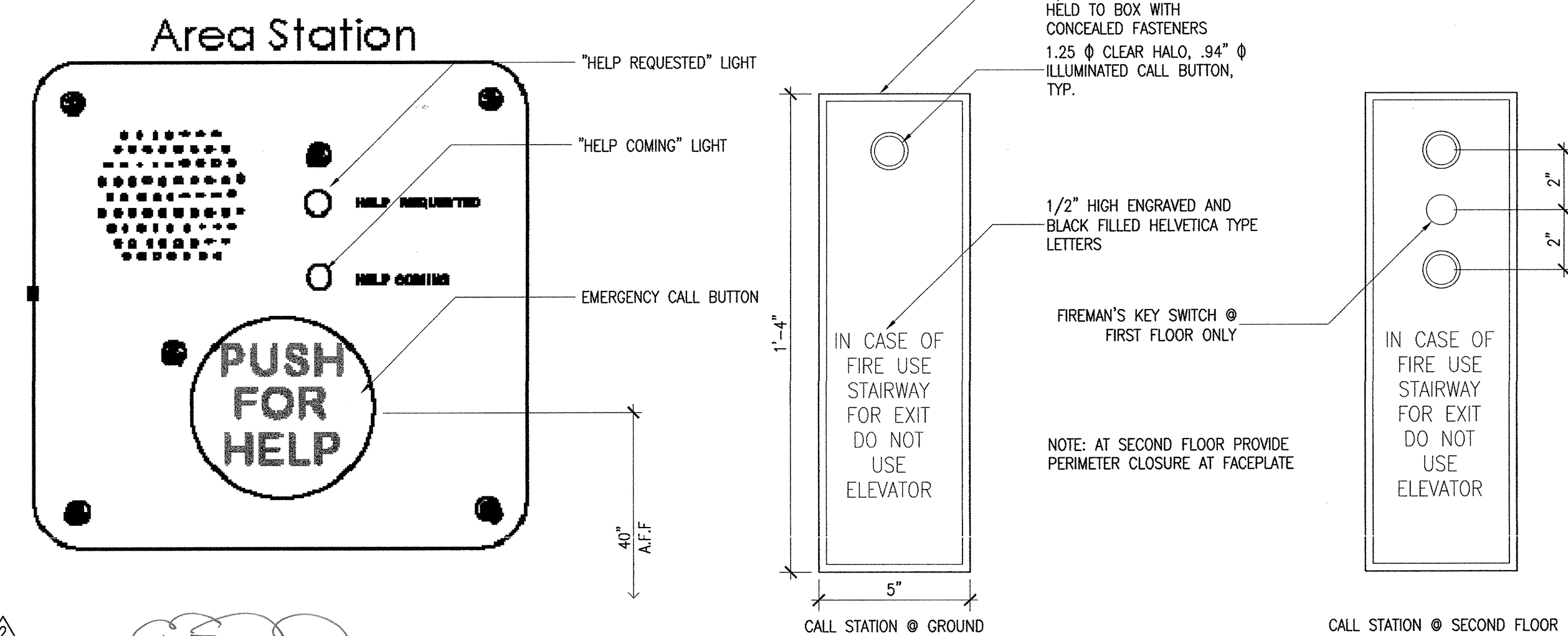
WALL SIGN



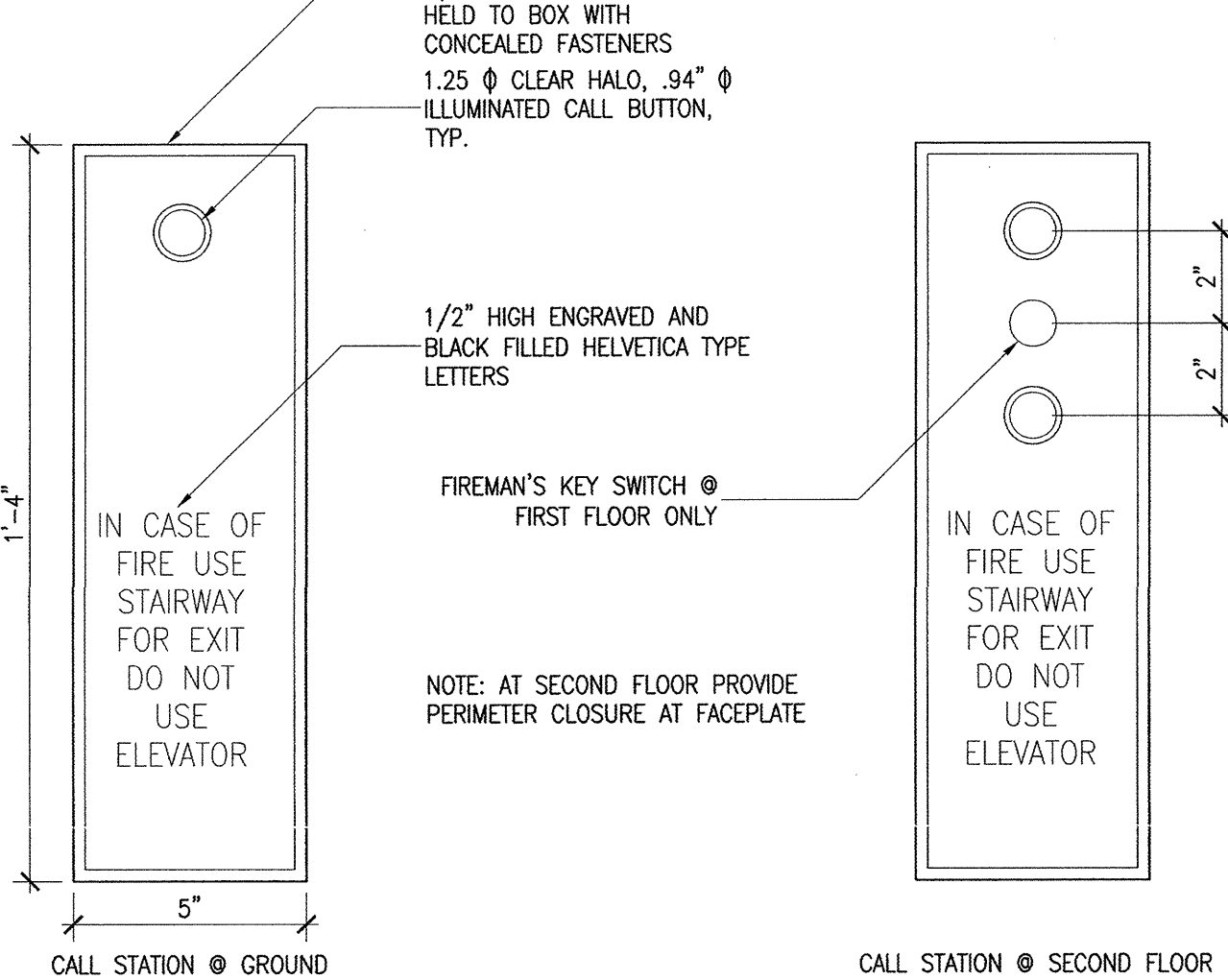
2 ACCESSIBILITY SIGN: MEN

WALL SIGN

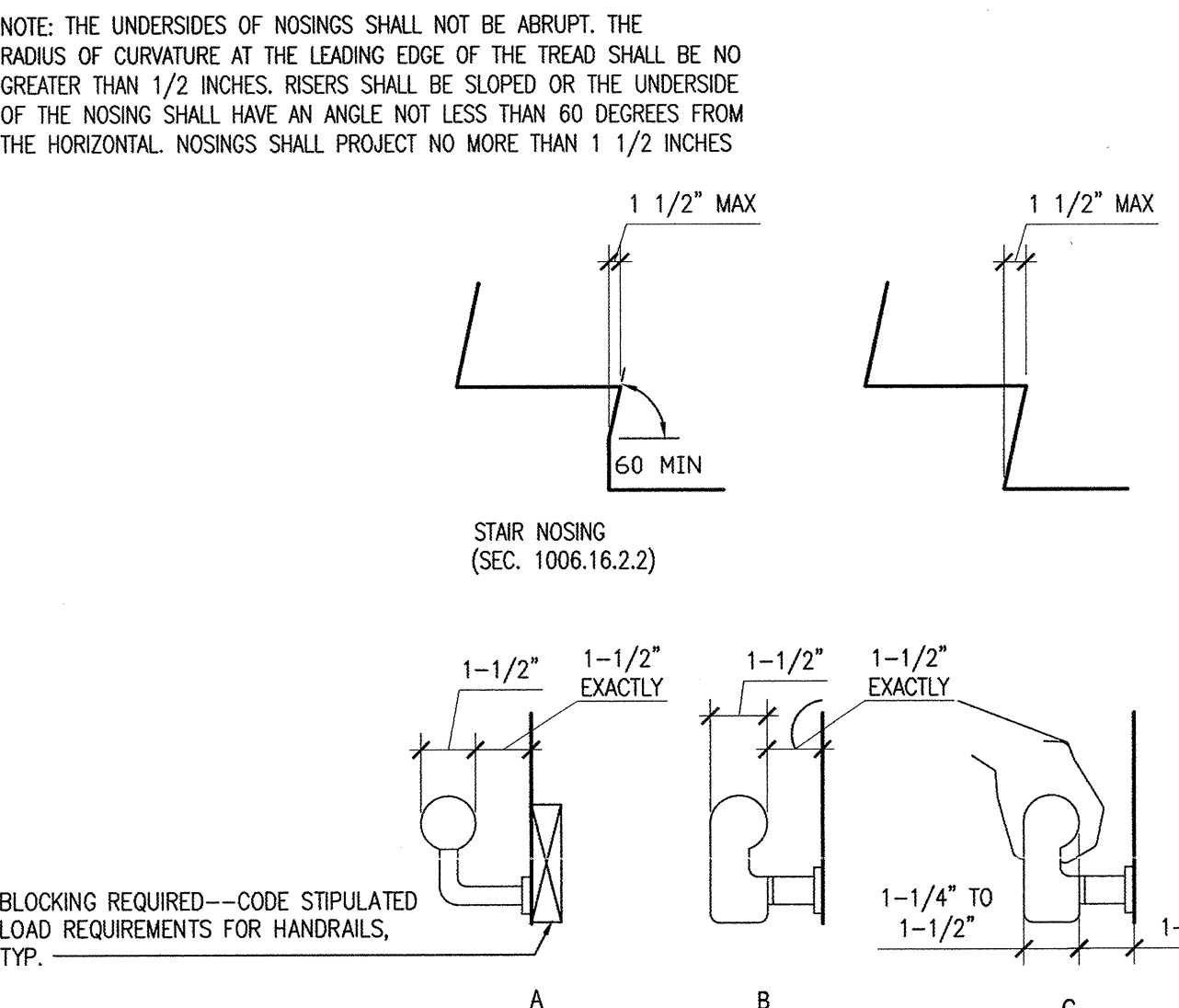
19 ACCESSIBILITY AND DIRECTIONAL SIGNS
SCALE: N.T.S.



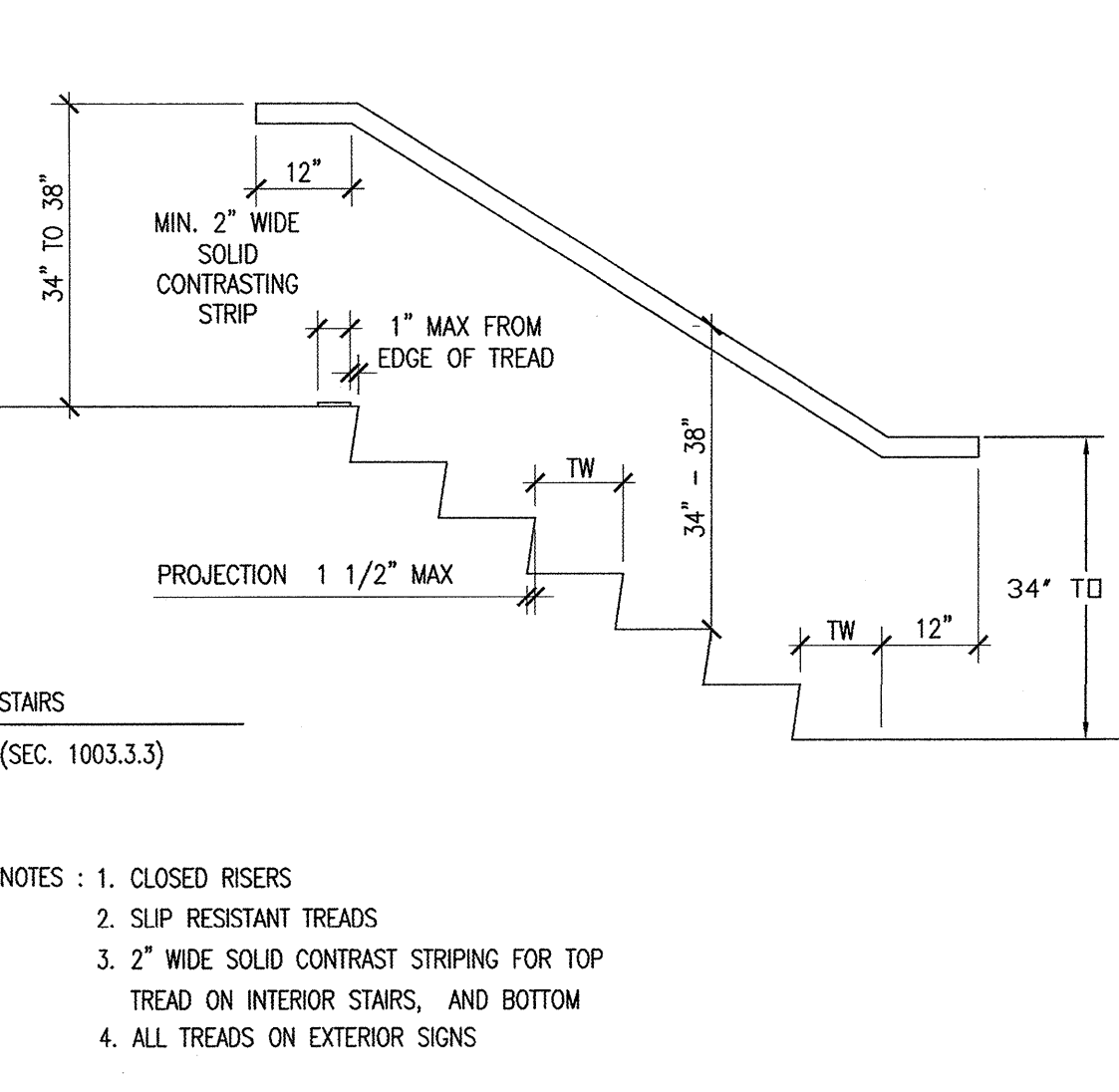
15 AREA OF REFUGE TWO WAY CONSOLE
SCALE: N.T.S.



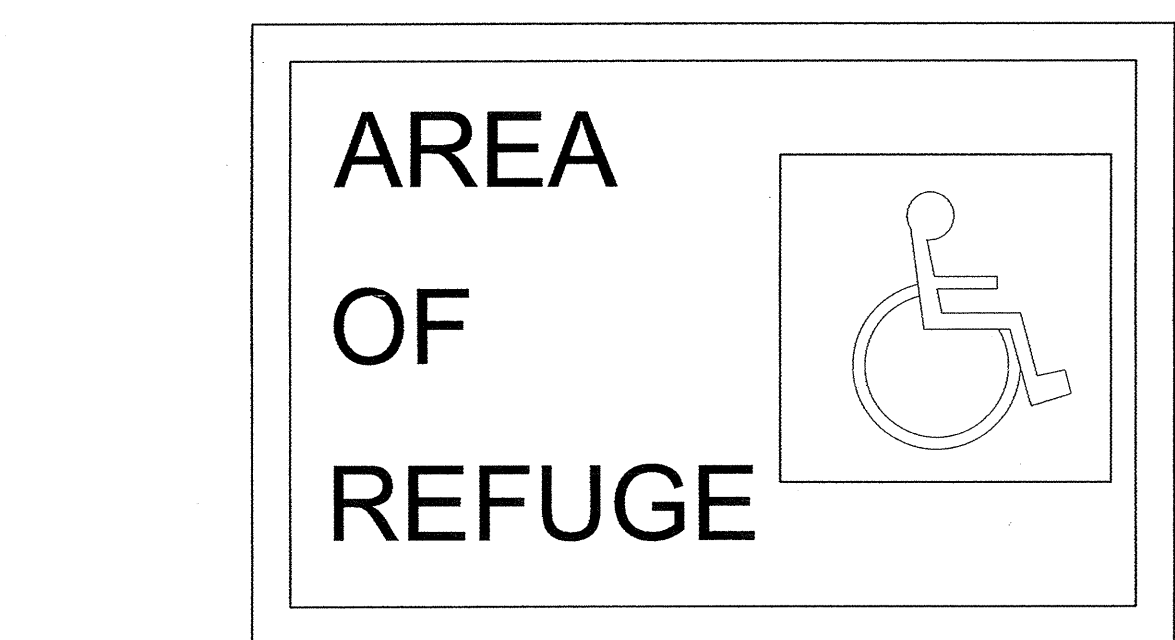
11 HALL CALL STATIONS
SCALE: 1/8"



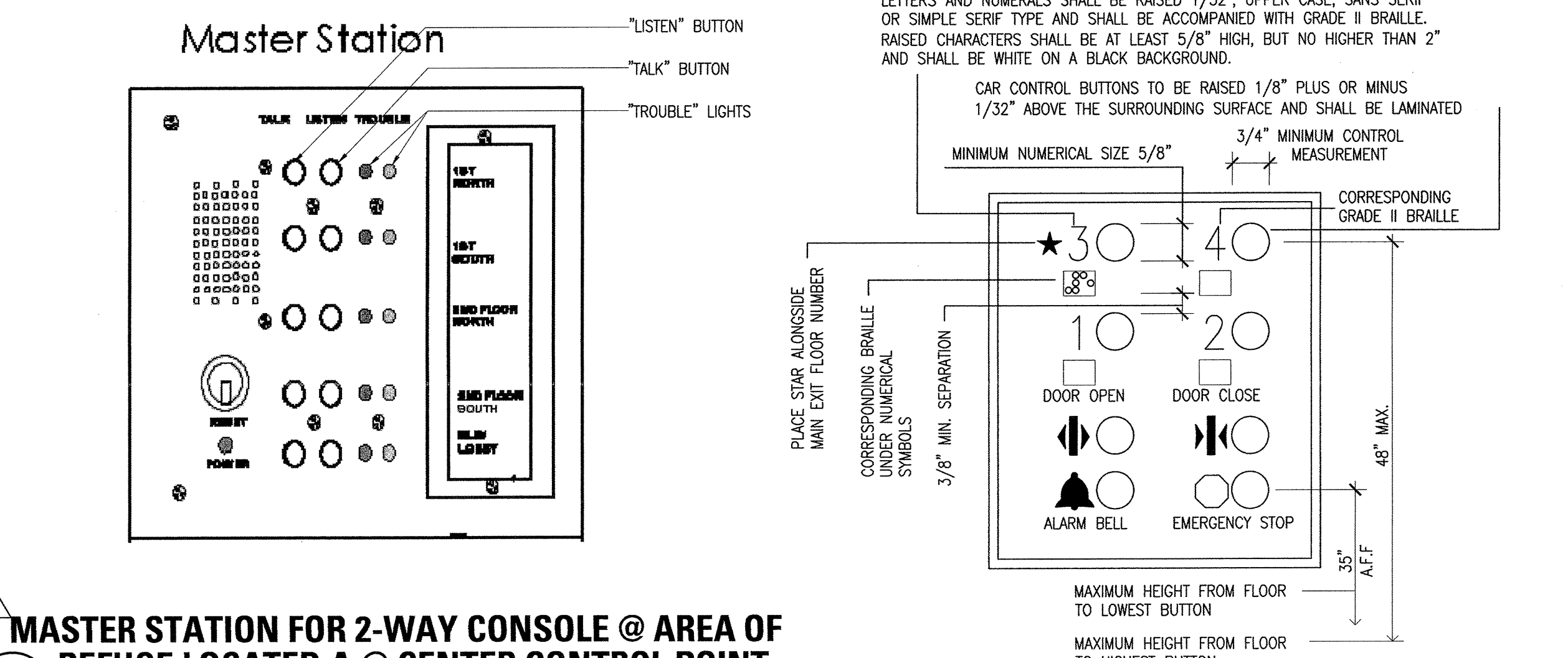
7 STAIR HANDRAIL
SCALE: N.T.S.



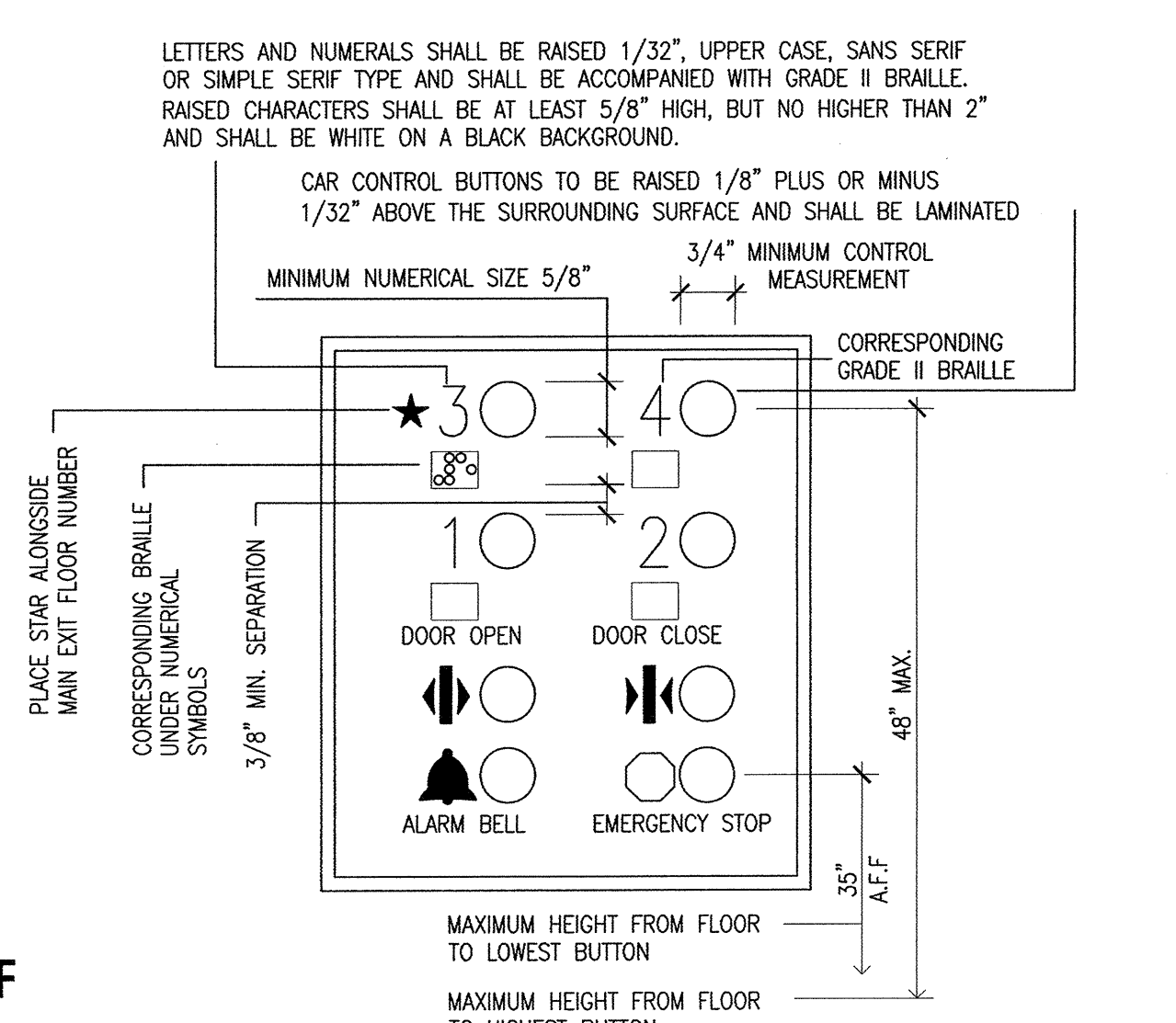
3 STAIR/HANDRAIL ELEVATION
SCALE: N.T.S.



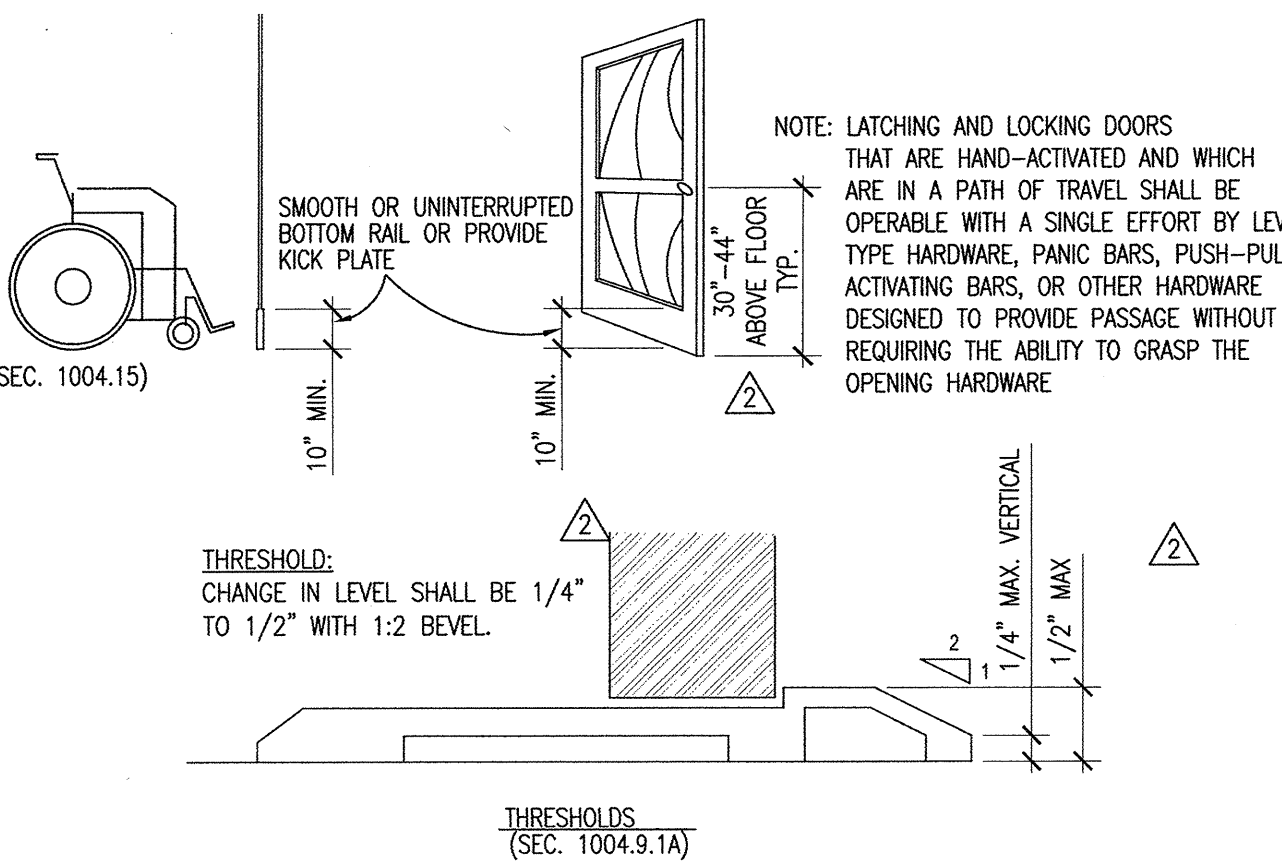
18 AREA OF REFUGE ILLUMINATED SIGN
SCALE: N.T.S.



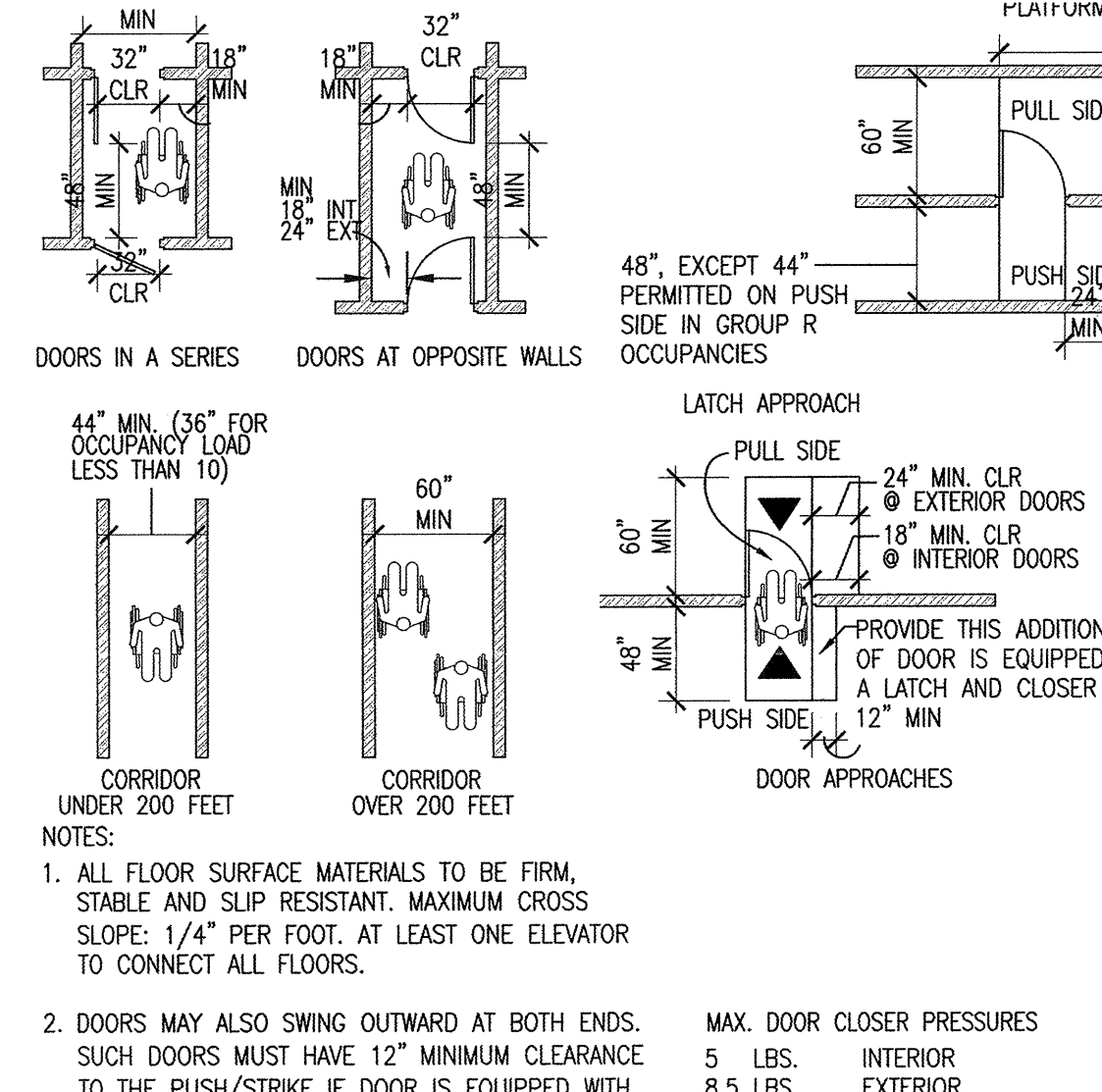
14 MASTER STATION FOR 2-WAY CONSOLE @ AREA OF REFUGE LOCATED AT CENTER CONTROL POINT
SCALE: N.T.S.



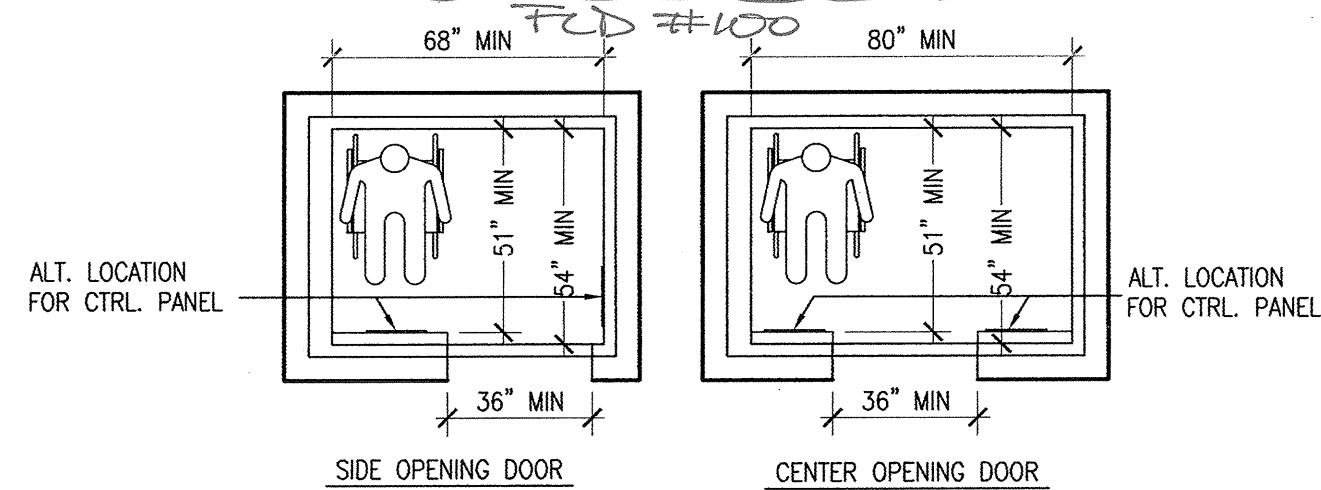
10 ELEVATOR CONTROL PANEL
SCALE: N.T.S.



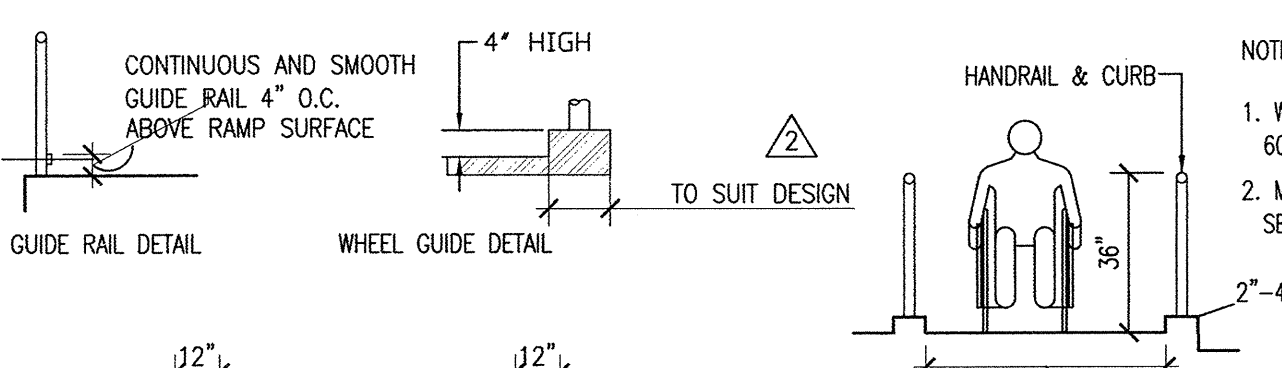
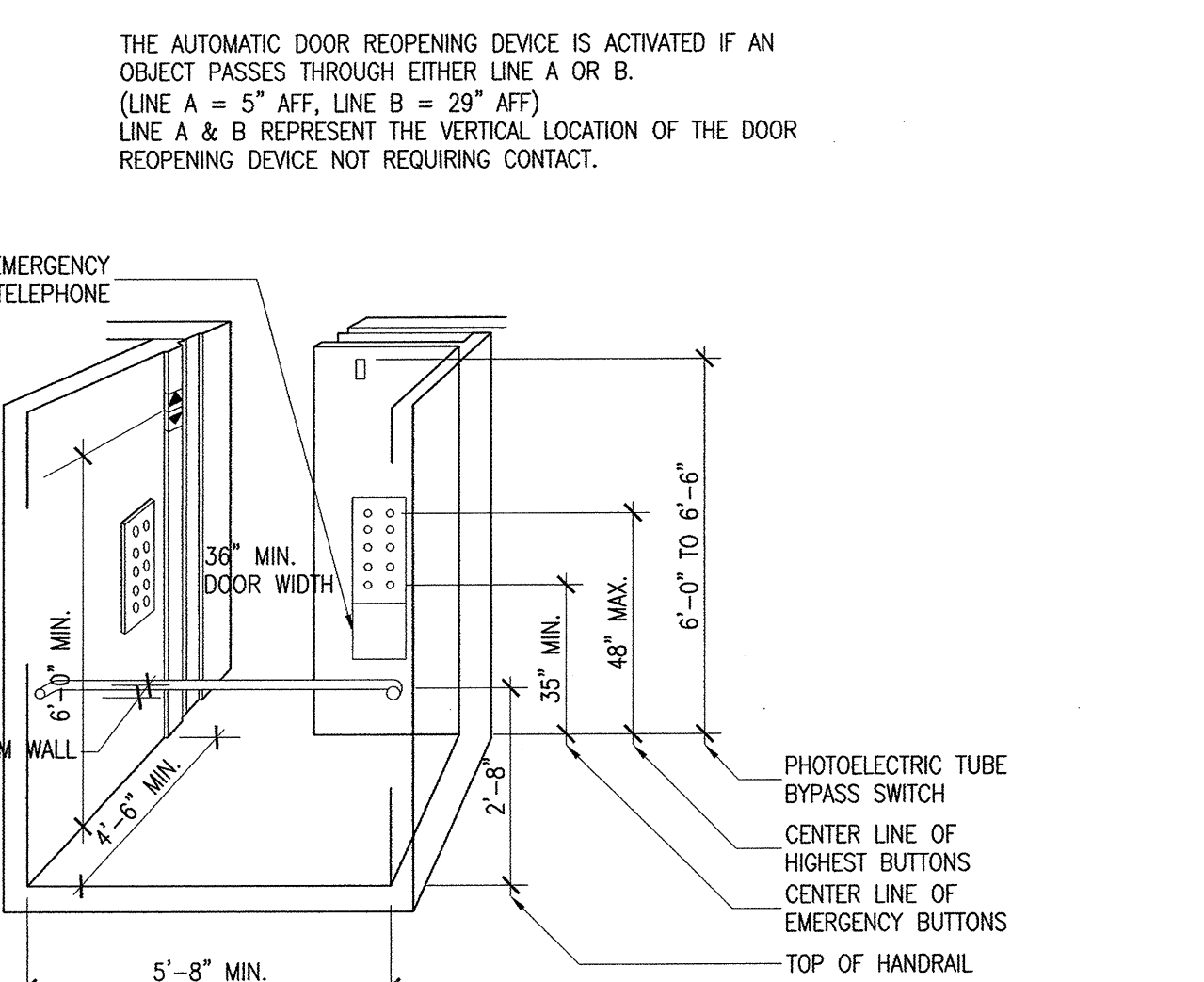
6 DOOR DIAGRAMS
SCALE: N.T.S.



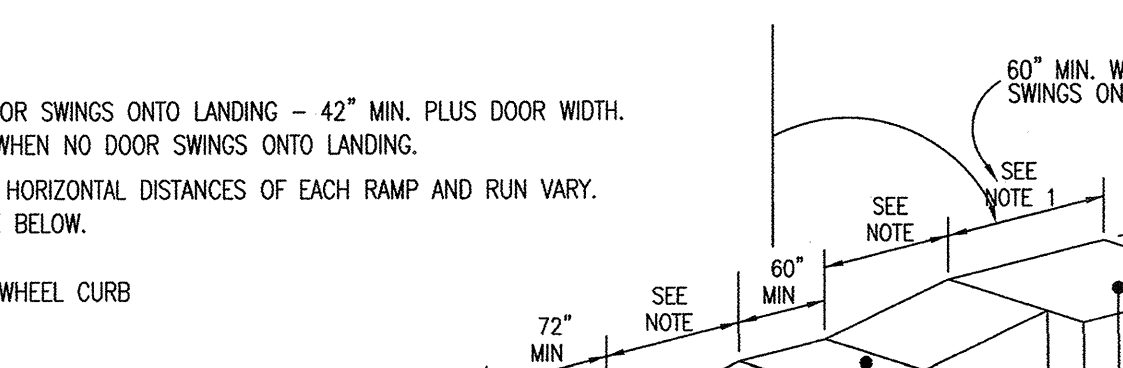
2 PATH OF TRAVEL
SCALE: N.T.S.



13 ELEVATOR DIAGRAMS
SCALE: N.T.S.




5 WALKS/RAMPS/RAILINGS
SCALE: N.T.S.



EXAMPLES OF RAMP DIMENSIONS	MAXIMUM VERTICAL RISE (INCHES)	MAXIMUM HORIZONTAL RUN (FEET)
1:12	30	30
1:16	30	40
1:20	30	50
1:15	30	37.5

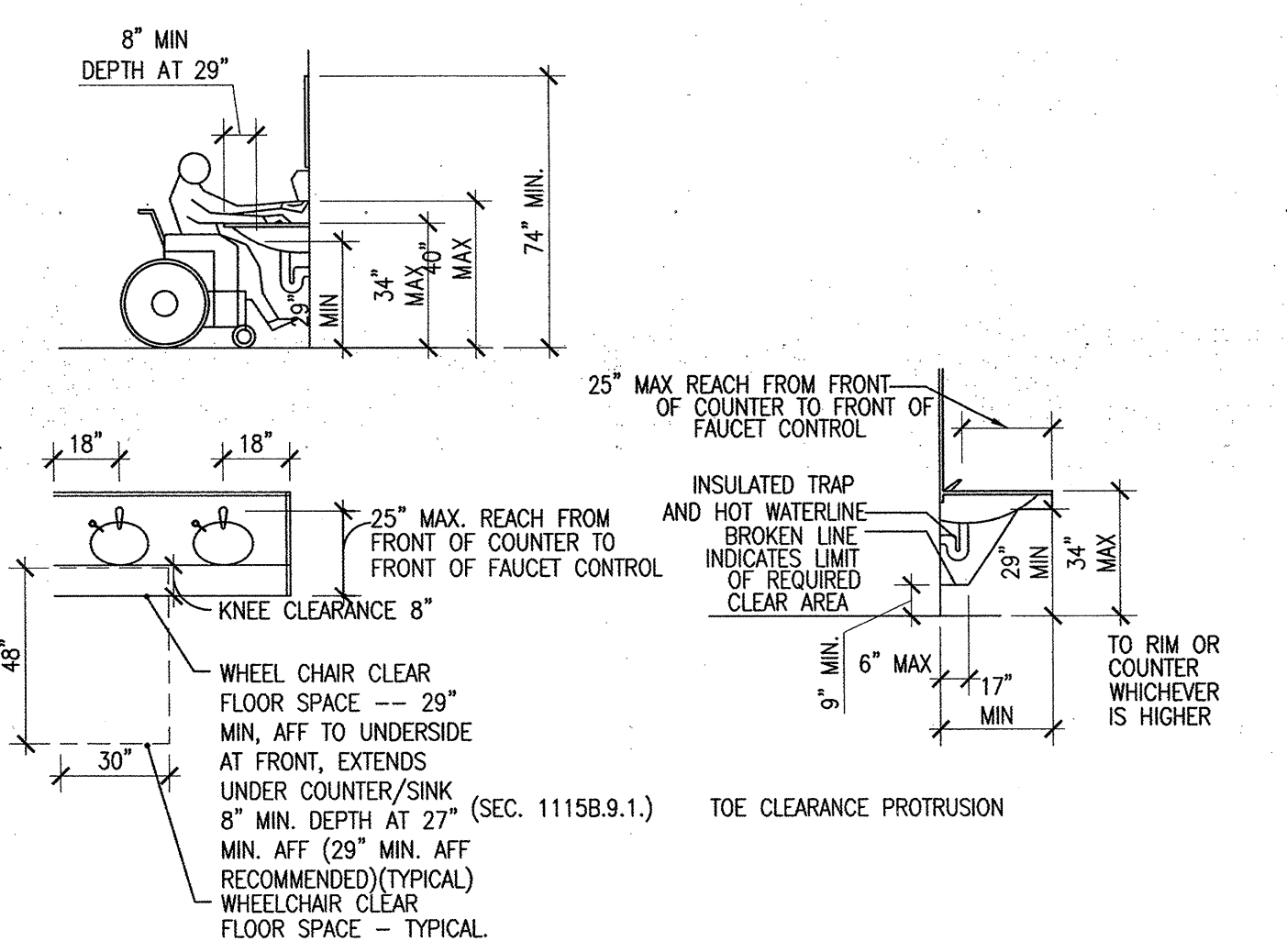
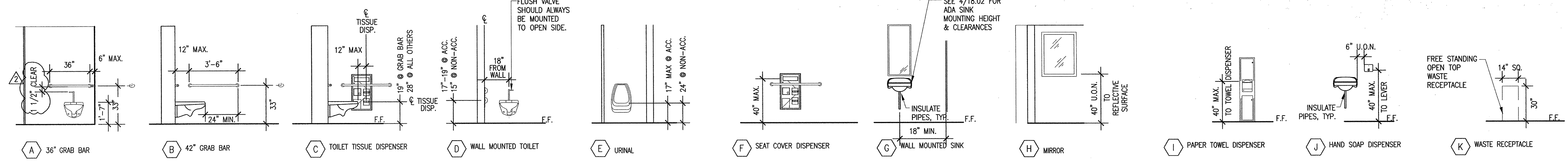
FOR REFERENCE ONLY



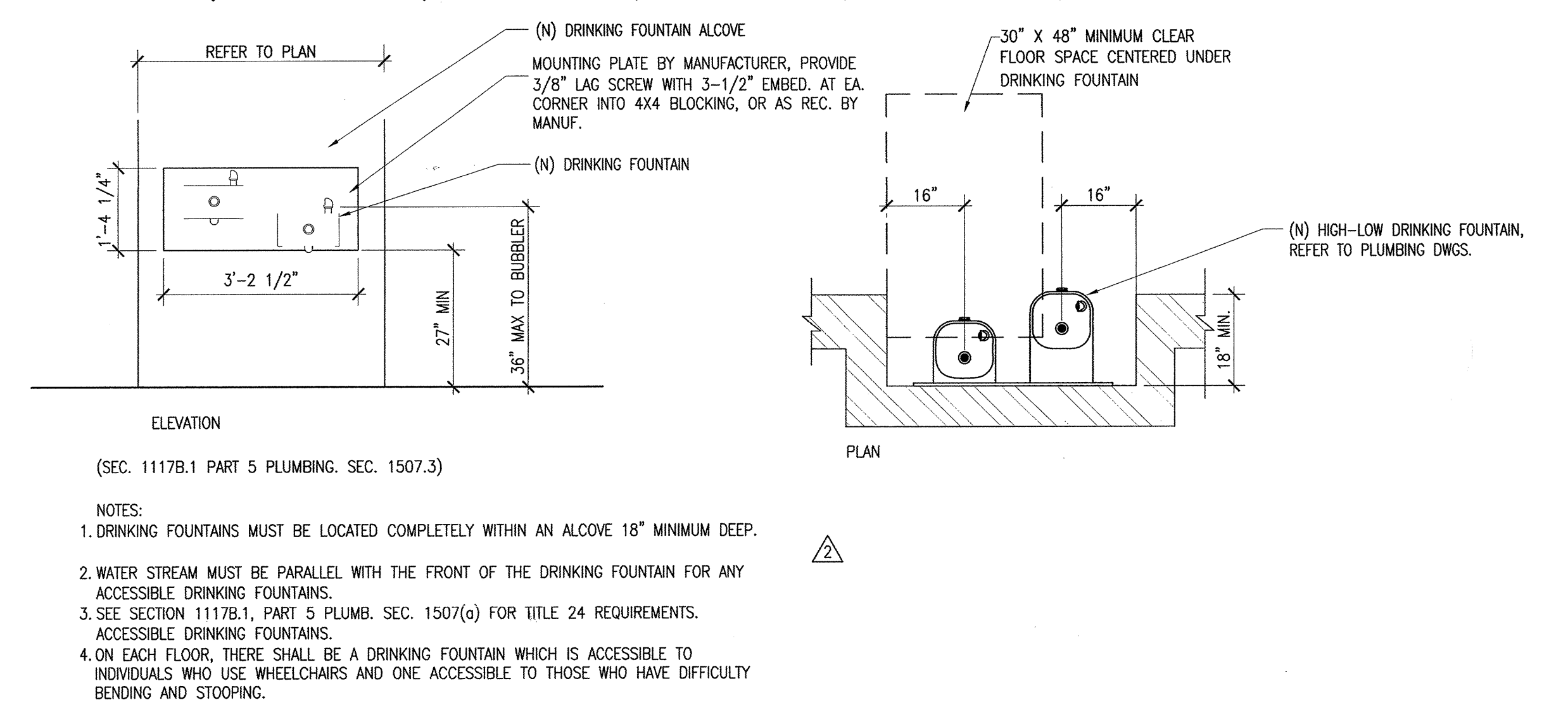
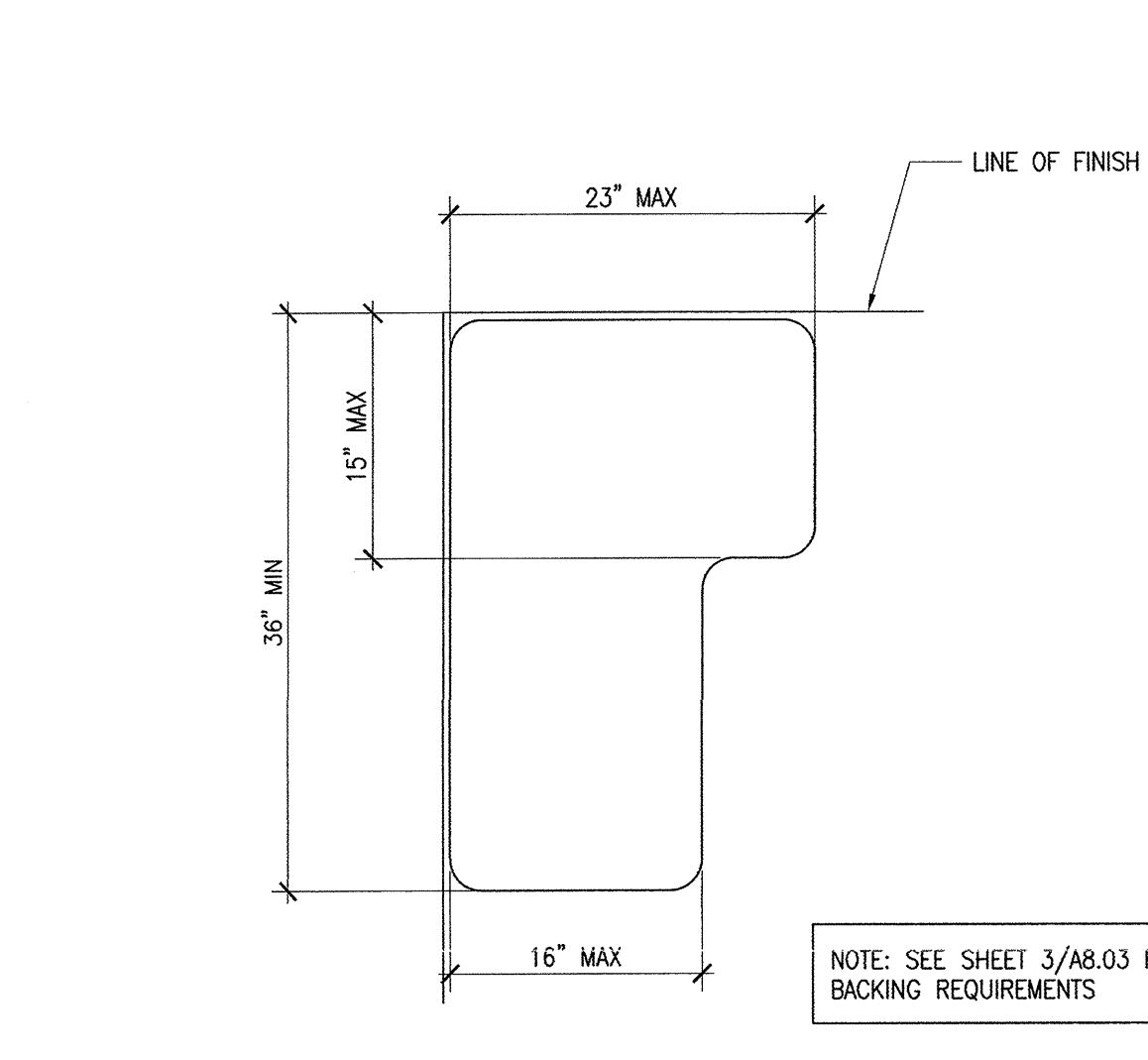
This set of other project documents and all other project documents are the property of Kwan Henmi Architecture/Planning. No other project documents are to be used for any other project or purpose without the written consent of Kwan Henmi Architecture/Planning. Kwan Henmi Architecture/Planning is not responsible for any errors or omissions in these documents. Kwan Henmi Architecture/Planning is not responsible for any errors or omissions in these documents. Kwan Henmi Architecture/Planning is not responsible for any errors or omissions in these documents.

MOUNTING HEIGHT SCHEDULE NOTES

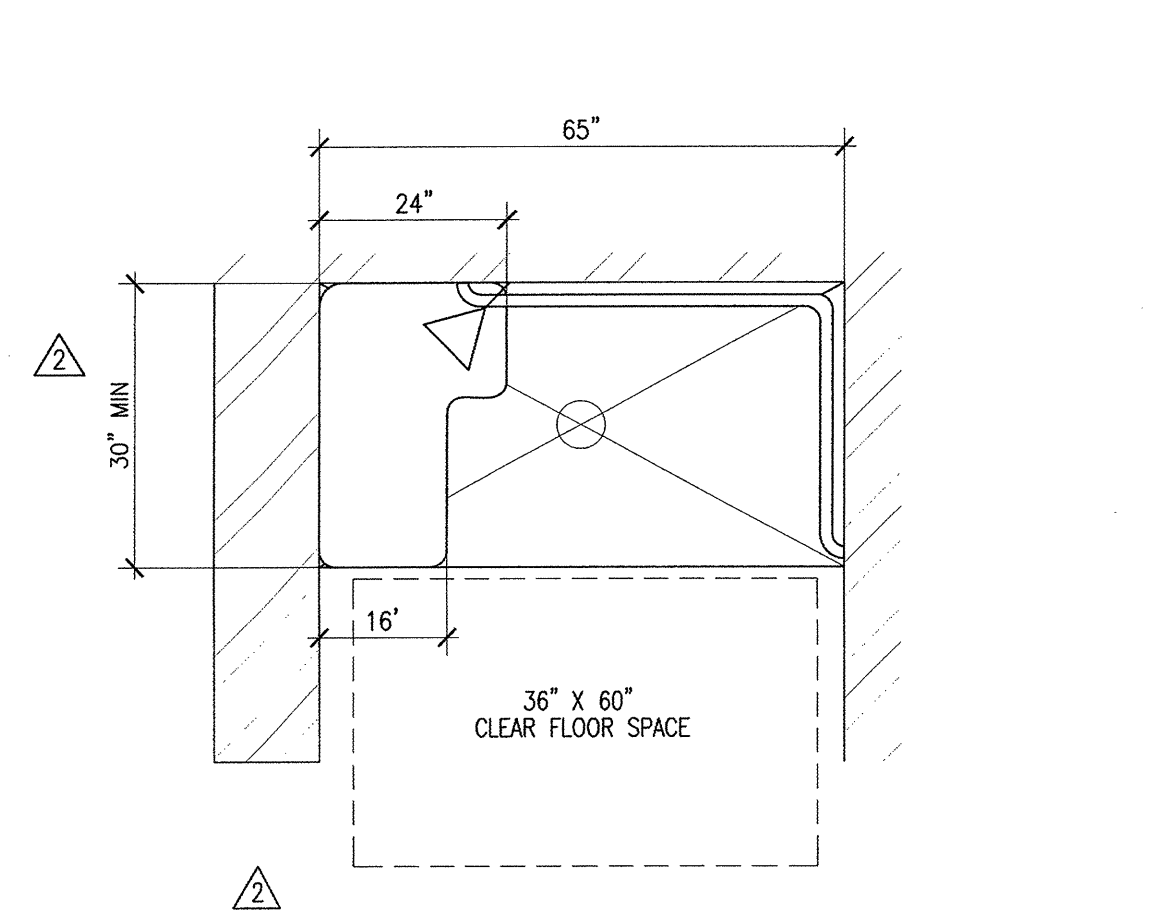
- ADA (C) = ACCESSIBLE INSTALLATION REQUIRED.
- SEE THIS SHEET FOR REQUIRED FLOOR CLEARANCES @ SANITARY FACILITY FIXTURES AND ACCESSORIES.



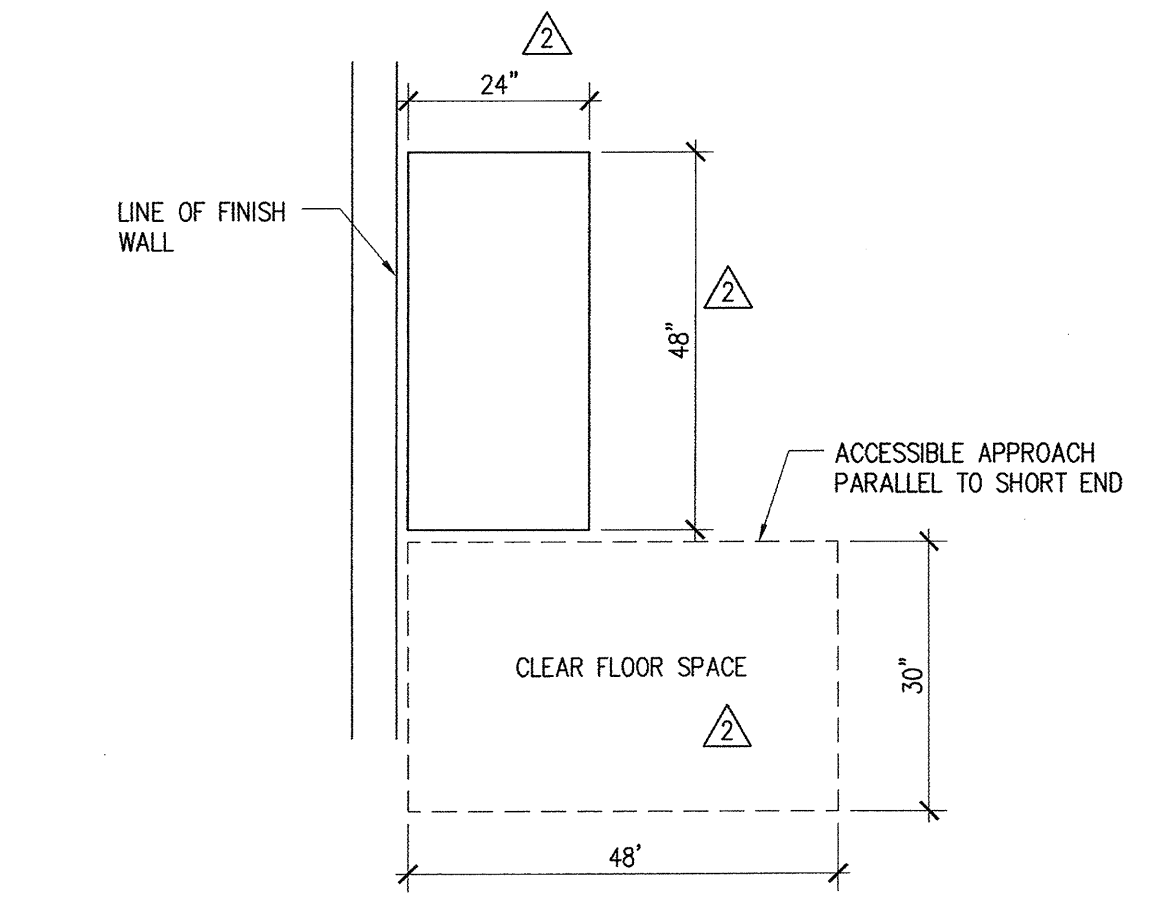
20 TOILET ACCESSORIES HEIGHT SCHEDULE
T8.02 SCALE: N.T.S.



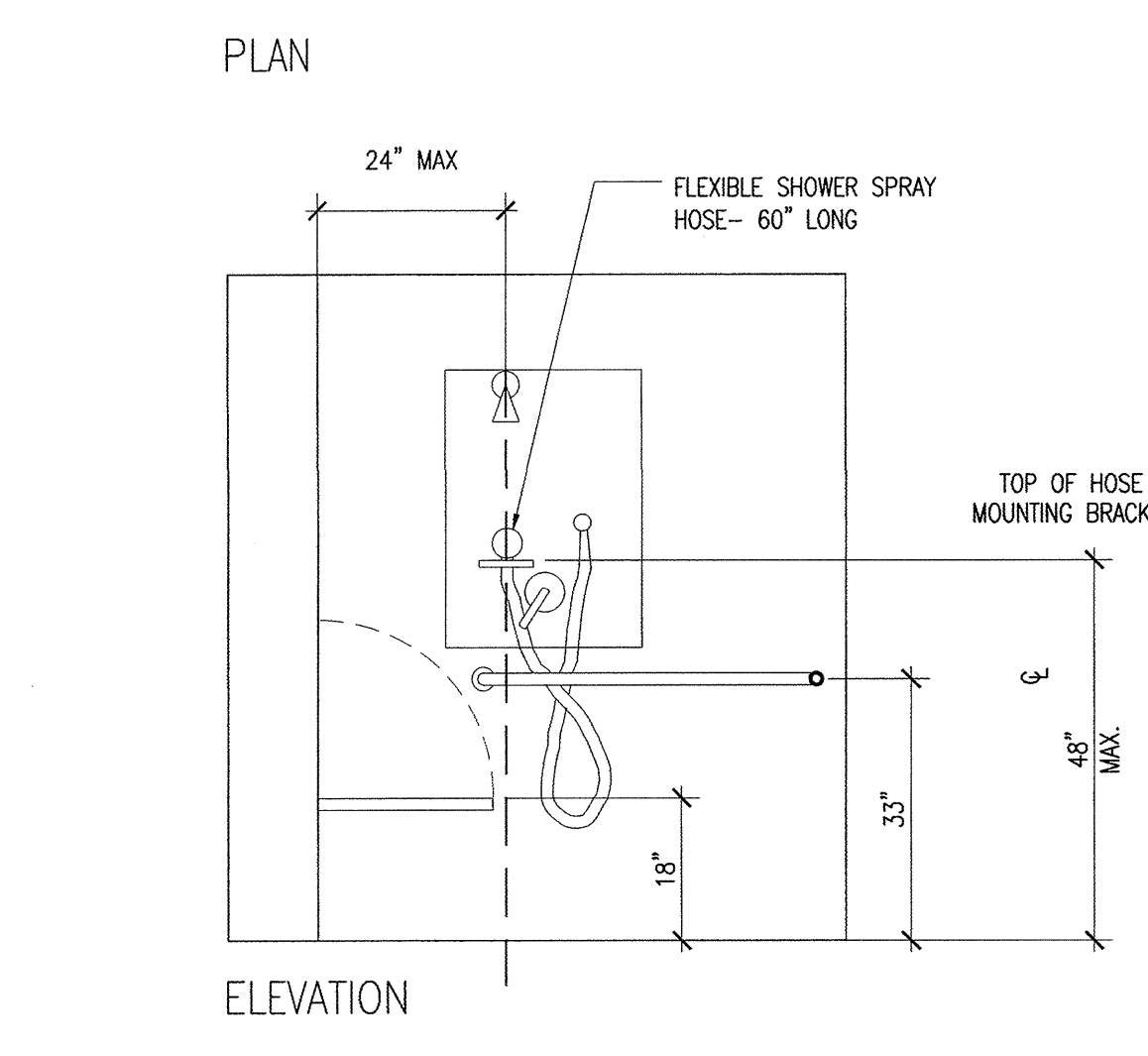
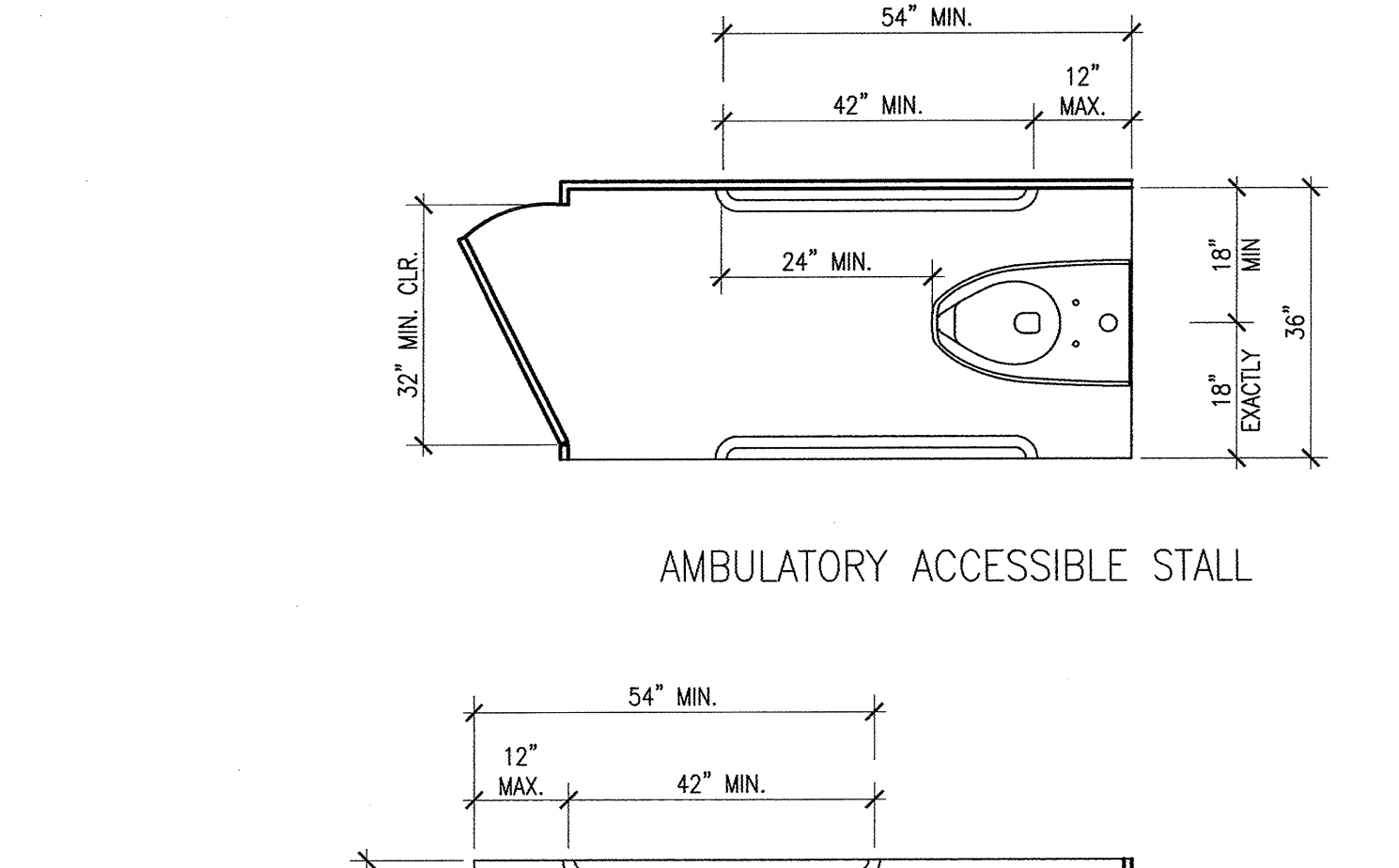
19 FOLD DOWN SEAT DIMENSIONS
A-011 SCALE: 1\"/>



15 DRINKING FOUNTAINS
T8.02 SCALE: N.T.S.



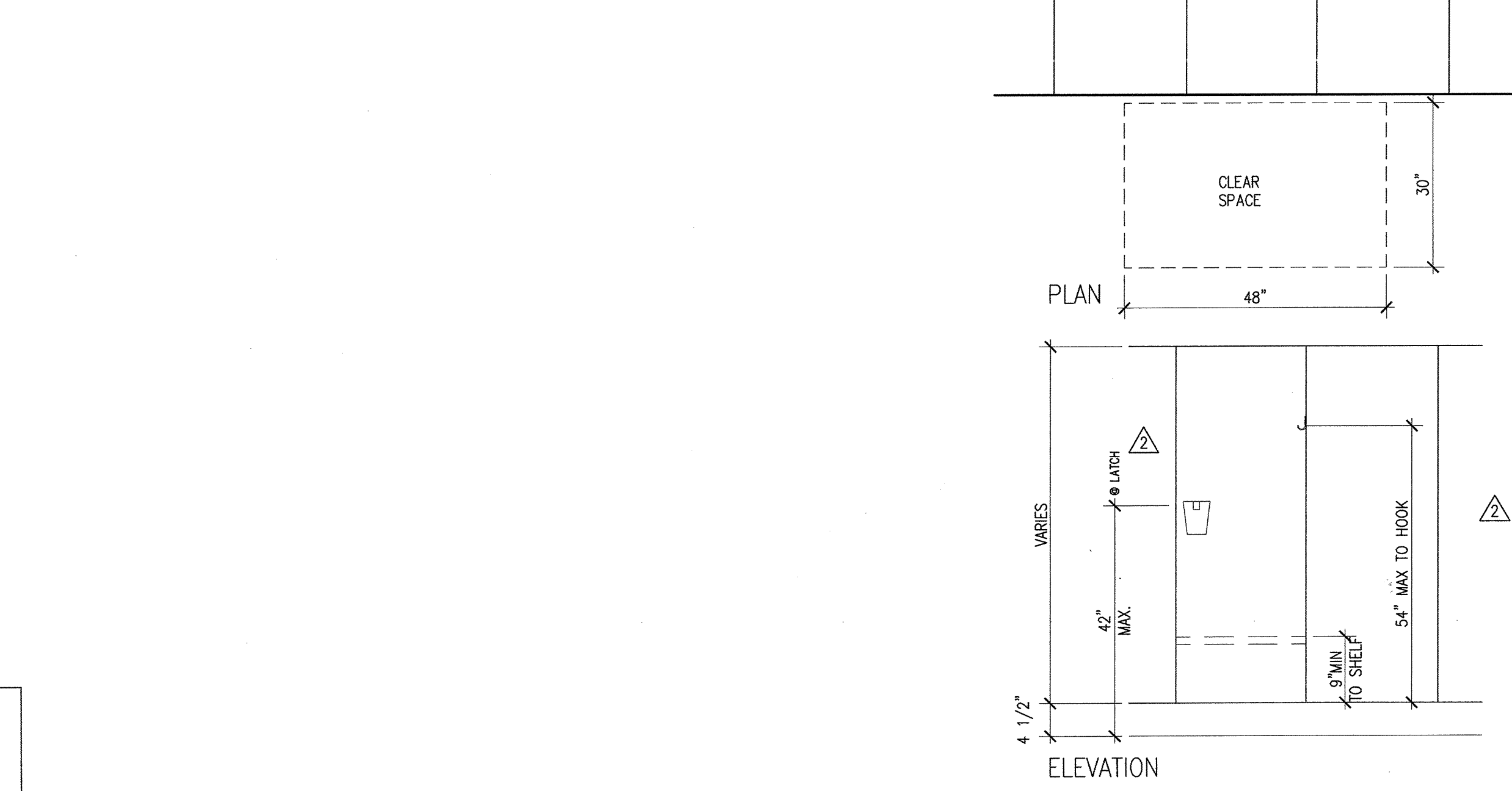
7 TYPICAL ACCESSIBLE URINAL
T8.02 SCALE: N.T.S.



AN ALTERNATE 36\"/>

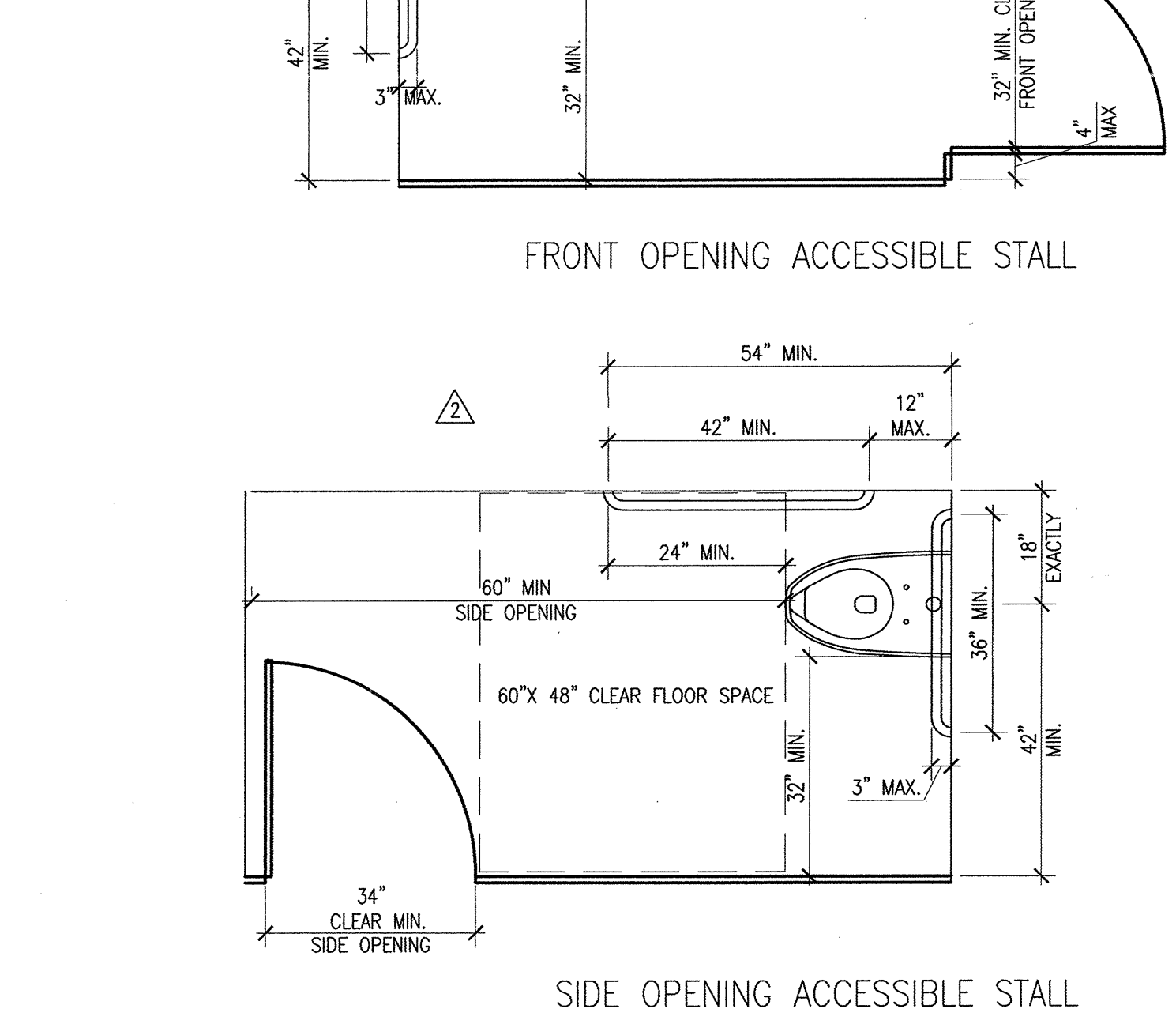
17 TYP. ACCESSIBLE SHOWER STALL IN STAFF/REF
A-011 SCALE: N.T.S.

10 TYPICAL ACCESSIBLE FIXED BENCH PLAN
T8.02 SCALE: N.T.S.



9 TYPICAL ACCESSIBLE LOCKER
T8.02 SCALE: N.T.S.

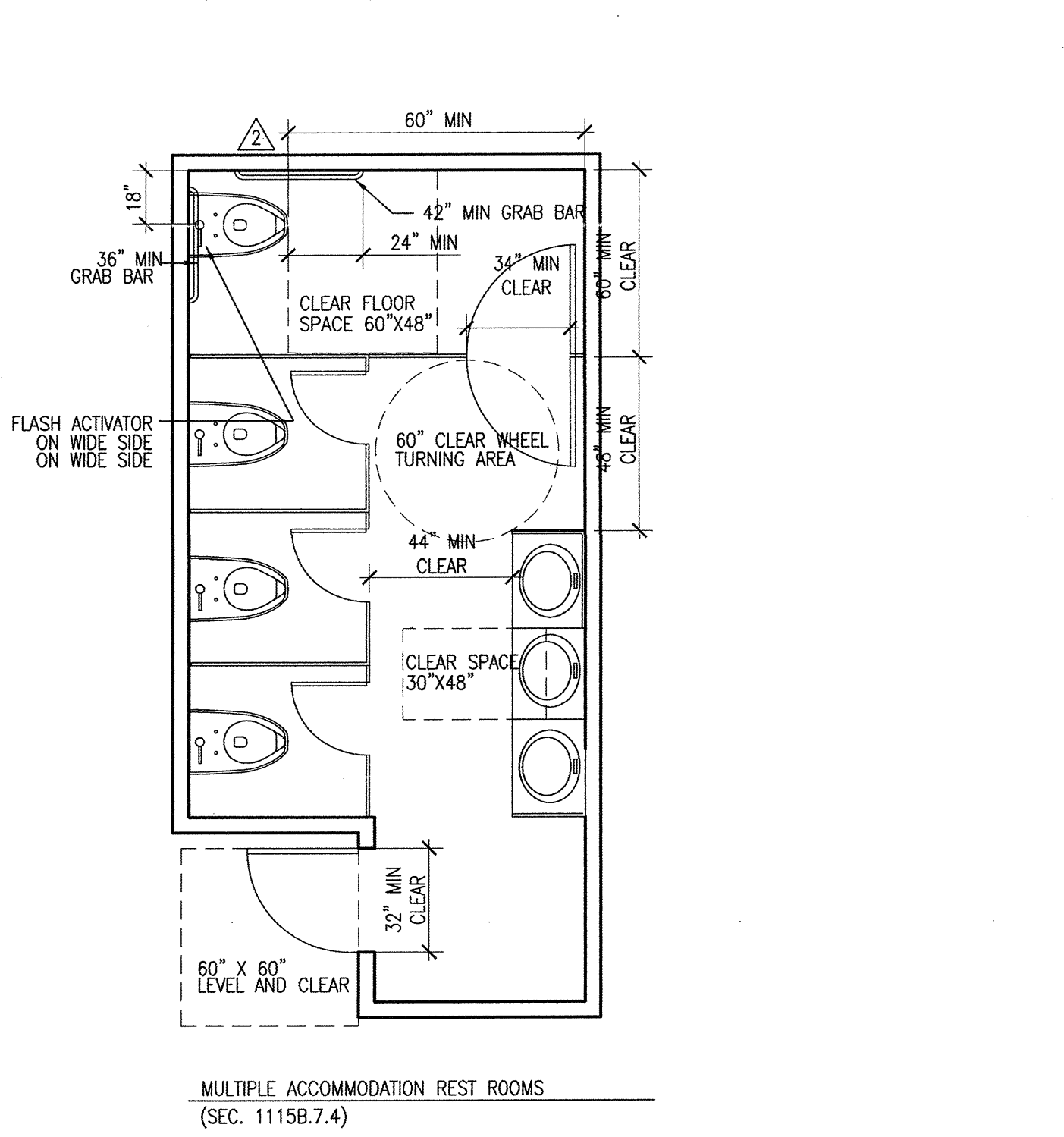
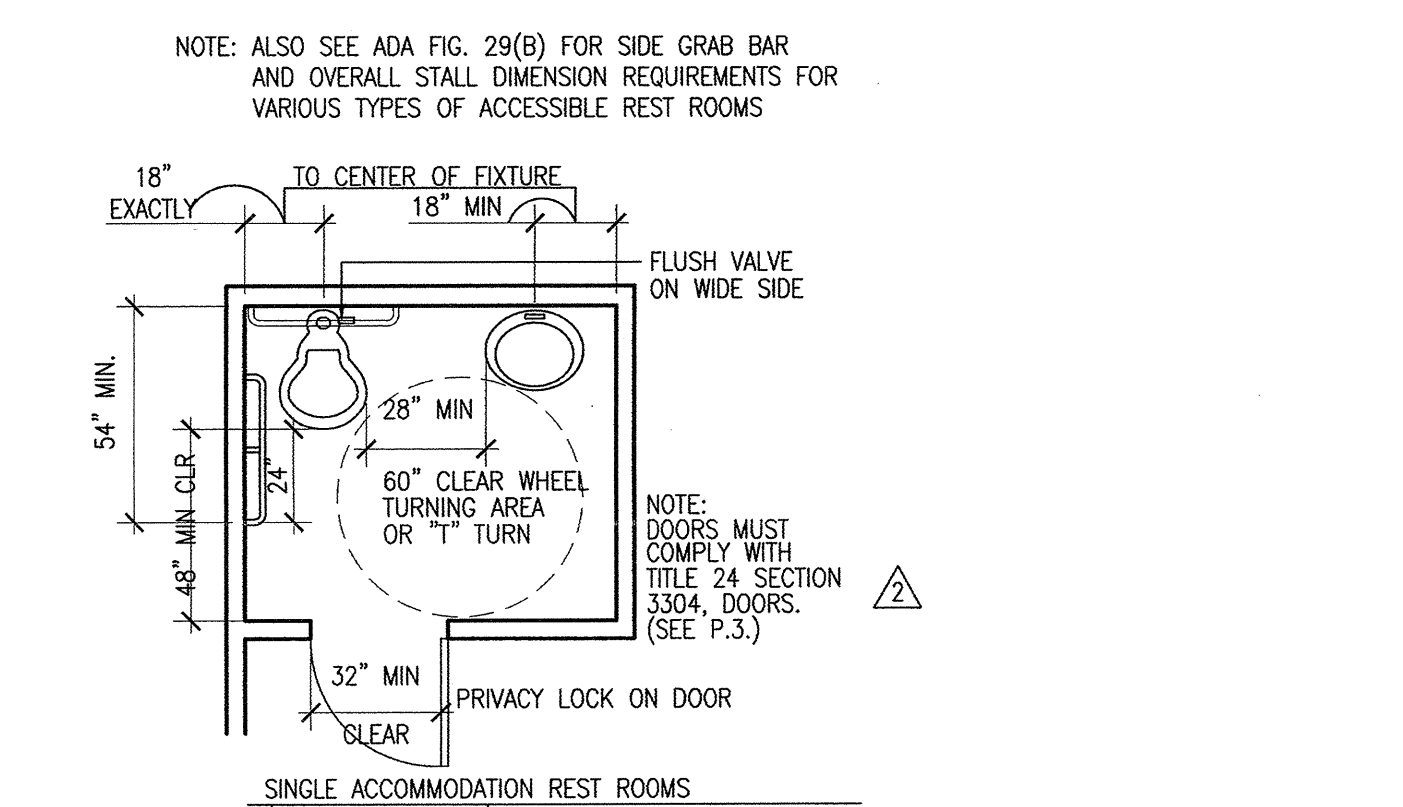
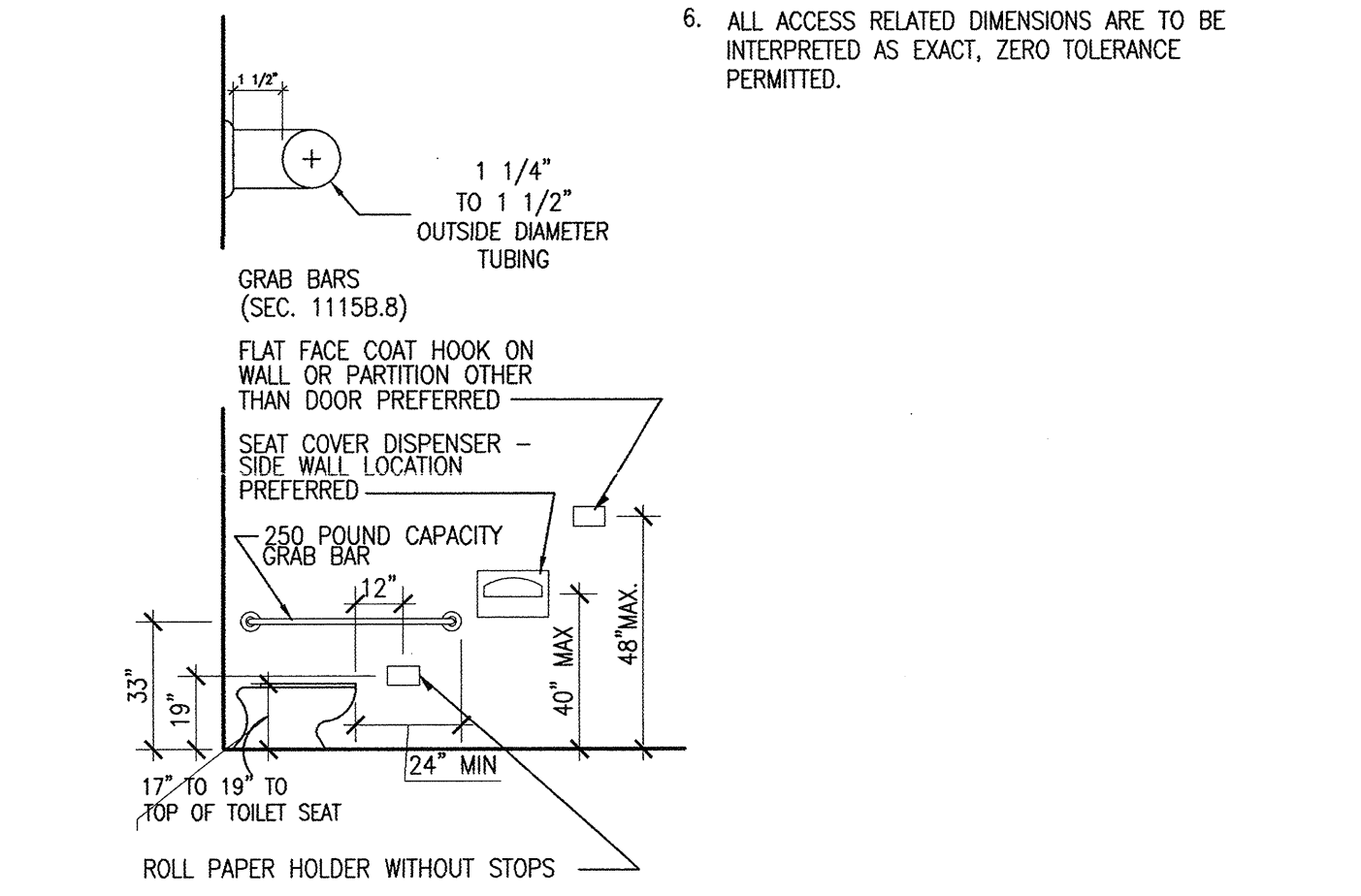
5 TYPICAL ACCESSIBLE TOILET STALLS
T8.02 SCALE: N.T.S.



1 RESTROOM DIAGRAMS
T8.02 SCALE: N.T.S.

4 LAVATORIES (PART 5 PLUMB. CODE SEC. 1504.2)
T8.02 SCALE: N.T.S.

- NOTES:
- ALL ACCESSIBLE STALL DOORS SHALL BE SELF CLOSING AND HAVE HANDLES ON BOTH SIDES, AND LEVER/HATCH OR OPEN LOOP TYPE LOCKING HARDWARE (SEE 1115B.7.1.4)
 - IF WHEELCHAIR TURNING AREA ENCRUSCHES UNDER LAVATORY, THEN 8\"/>





MEETING MINUTES NO. 01
McCarthy / LPA / COLLEGE OF SAN MATEO
PRE-SUBMITTAL MEETING
LPA PROJECT NO. 2708230

DATE: June 6, 2008
TIME: 9:00 am
PLACE: DSA Office, Oakland, CA

This report of the meeting's events, if not corrected within seven days of transmittal, shall be acknowledged as accurate and deemed as if accepted in writing by the addressee(s).

PRESENT DISTRIBUTION

Joe Millsaps, CSM
Linda Da Silva, CSM
Bill Niemann, McCarthy
Mark Smith, DSA
Desa Rooney, DSA
Kerwin Lee, RJA
Faraaz Mirza, KH
Jeff Stahl, KH
Steve McMurchie, LPA

ITEM ACTION DUE STATUS DISCUSSION

Table with 5 columns: ITEM, ACTION, DUE, STATUS, DISCUSSION. Contains meeting minutes for items 1.01-1.03 regarding Fine Arts Package Submittal and LPA confirmation.

SITE PLAN PACKAGE

Table with 5 columns: ITEM, ACTION, DUE, STATUS, DISCUSSION. Contains meeting minutes for items 1.04-1.13 regarding site plan package, signage, and submittal packages.

The meeting adjourned at 11:30 am on June 6, 2008.

Submitted by: Steve McMurchie, Project Manager, ASLA

Table with 5 columns: BUILDING OR FACILITY NUMBER, BUILDING OR FACILITY NAME, DSA/ORS File #, APPROVAL DATE, NOTES. Lists CSM DSA File Numbers for various buildings and facilities.

Table with 5 columns: BUILDING OR FACILITY NUMBER, BUILDING OR FACILITY NAME, DSA/ORS File #, APPROVAL DATE, NOTES. Continuation of CSM DSA File Numbers for various buildings and facilities.



MEETING MINUTES NO. 03
McCarthy / LPA / SAN MATEO COLLEGE
CSM BUILDING 5 - LANDSCAPE
LPA PROJECT NO. 2708230

March 25, 2008
Page 2 of 2


ITEM ACTION DUE STATUS DISCUSSION

Table with 5 columns: ITEM, ACTION, DUE, STATUS, DISCUSSION. Contains meeting minutes for items 3.03-3.04 regarding vertical access and fine arts courtyard.



The meeting adjourned Friday, March 21, 2008

Submitted by: Steve McMurchie, Project Manager

W:\2007\2708230\03\03-02-Meeting Minutes and Agenda\02 MM 3 DSA 08_0321.doc



McCarthy Building Companies, Inc.
343 Sansome Street, 14th Floor
San Francisco, California 94104
P 415 364-1399
F 415 397-5999



IDENTIFICATION STAMP
DIV. OF THE STATE ARCHITECT
OFFICE OF REGULATION SERVICE

APR 09 2008
APR 09 2008

FILE NUMBER:

This and all other project documents and all files, whether or not they are copyrighted, are the intellectual property of LPA, Inc. LPA, Inc. is hereby granted a license to use the project for any project or purpose except as described in the contract or agreement between McCarthy and the District. LPA hereby grants permission to use any such project documents and information for any project or purpose, but only when such information is used in connection with the project for which it was originally intended. LPA and its consultants make no representation concerning the accuracy of documents and are not responsible for any discrepancies between project documents and the existing conditions.

Copyright 2008

College of San Mateo
Site Package
San Mateo, CA
Developed for
San Mateo County Community College District

Table with 2 columns: Date, Description. Lists revision dates and descriptions.



Table with 2 columns: Date, Description. Lists revision dates and descriptions.

Table with 2 columns: Job No., Date, Drawn by, Checked by, Scale. Lists project details.

DSA NUMBERS AND NOTES

A0.03

FOR REFERENCE ONLY



This and all other project documents are the property of McCarthy Building Companies, Inc. and shall remain the property of McCarthy Building Companies, Inc. until the project is completed. No part of this document may be reproduced or transmitted in any form or by any means electronic or mechanical, including photocopying, recording, or by any information storage and retrieval system, without the prior written permission of McCarthy Building Companies, Inc. The user of this document is advised that the user shall be responsible for the accuracy of the information contained herein and that the user shall not be held liable for any errors or omissions. The user shall not be held liable for any damages, including consequential damages, arising from the use of this document. Copyright 2008

College of San Mateo
Site Package
San Mateo, CA
Developed for
San Mateo County Community College District

Date	Revision	Description

Date	Revision	Description
19 SEPT 2008	1	DSA SUBMITTAL
09 APRIL 2009	2	DSA FINAL

Job No.	2708230
Date	09 APRIL 2009
Drawn by	AG, RF
Checked by	SM
Scale	AS SHOWN

ACCESSIBLE PATH OF TRAVEL PLAN

LEGEND

- ● ● ACCESSIBLE PATH OF TRAVEL (P.O.T.) AS INDICATED ON PLAN IS A BARRIER FREE ACCESS ROUTE WITHOUT ANY ABRUPT VERTICAL CHANGES EXCEEDING 1/4" IF BEVELED AT 1:2 MINIMUM SLOPE, OR VERTICAL LEVEL CHANGES NOT EXCEEDING 1/2" MAX. AND AT LEAST 48" IN WIDTH. SURFACE IS STABLE, FIRM AND SLIP RESISTANT. CROSS-SLOPE DOES NOT EXCEED 2% AND SLOPE IN THE DIRECTION OF TRAVEL IS LESS THAN 5% UNLESS OTHERWISE INDICATED. ACCESSIBLE P.O.T. SHALL BE MAINTAINED FREE OF OVERHANGING OBSTRUCTIONS TO 80" MIN. (1103B.2) AND PROTRUDING OBJECTS GREATER THAN 4" PROJECTION FROM WALL AND ABOVE 27" AND LESS THAN 80" (1103B.6.) CONTRACTOR TO VERIFY THAT ALL BARRIERS IN THE P.O.T. HAVE BEEN REMOVED OR WILL BE REMOVED UNDER THIS PROJECT AND COMPLY WITH CBC 1103B.

- ▨ OUTSIDE LIMIT OF WORK, N.I.C.
- ▨ NORTH GATEWAY PACKAGE N.I.C.
- ELEVATOR.
- BUILDING RESTROOM. SEE BUILDING PLANS.
- ▲ DRINKING FOUNTAIN. SEE BUILDING PLANS.
- ▲ ACCESSIBLE ROUTE SIGN.
- SEE DETAIL (11) (L4.03)
- * CAMPUS MAP DIRECTORY (INCLUDES CAMPUS MAP WHICH SHOWS ACCESSIBLE ROUTE)

DSA FILE NUMBERS

SN: 01-109870
 10N: 01-110095
 FINE ART COURTYARD: 01-109895
 NORTH GATEWAY: 01-110307
 SITE PACKAGE: 01-110097

ACCESSIBLE SEATING

SPECTATOR SEATING AT POOL
 PROVIDED 18" SEATING SPACES 280
 CRC REQUIRED WHEELCHAIR SPACES 4
 PROVIDED WHEELCHAIR SPACES 4

PARKING ANALYSIS

- STRATEGY:
 - PROVIDE ACCESSIBLE PARKING FOR THE ENTIRE CAMPUS THAT EXCEEDS THE QUANTITY SPECIFIED BY CODE.
 - ACCESSIBLE PARKING QUANTITIES ARE BASED ON THE TOTAL NUMBER OF PARKING SPACES ON CAMPUS, NOT ON INDIVIDUAL PARKING LOT QUANTITIES.
 - ACCESSIBLE SPACES WILL BE DISTRIBUTED TO SERVE EACH SECTOR / ELEVATION OF CAMPUS, AND WILL BE LOCATED AS CLOSE TO THE ACTIVITY CENTERS AS POSSIBLE.

NORTH GATEWAY PACKAGE N.I.C.

LOT	ESTIMATED PROPOSED PARKING SPACES	ACCESSIBLE PARKING SPACES STANDARD	WAN
PHASE 2			
9A	202	5	1
11A	228	0	0
PHASE 3			
9B	150	0	0
11B	145	0	0
TOTAL	725	5	1

SITE PACKAGE

LOT	PROPOSED PARKING SPACES	ACCESSIBLE PARKING SPACES STANDARD	WAN
1	527	7	1
2	697	5	1
3	167	10	2
5	50	1	1
6	77	3	1
7A/B	114	4	2
12	15	1	1
13	17	4	1
14	177		
15	556		
16	670	3	1
17	88		
18	64		
19	26		
20	27	1	1
21	35	2	1
22	53	2	1
24	2		
27	78	7	2
TOTAL	3,440	51	14

TOTAL CAMPUS PARKING

	PROPOSED PARKING SPACES	ACCESSIBLE PARKING SPACES
NORTH GATEWAY	725	6
SITE PACKAGE	3,440	65
TOTAL PROVIDED	4,165	71
ACCESSIBLE PARKING REQUIRED*		52

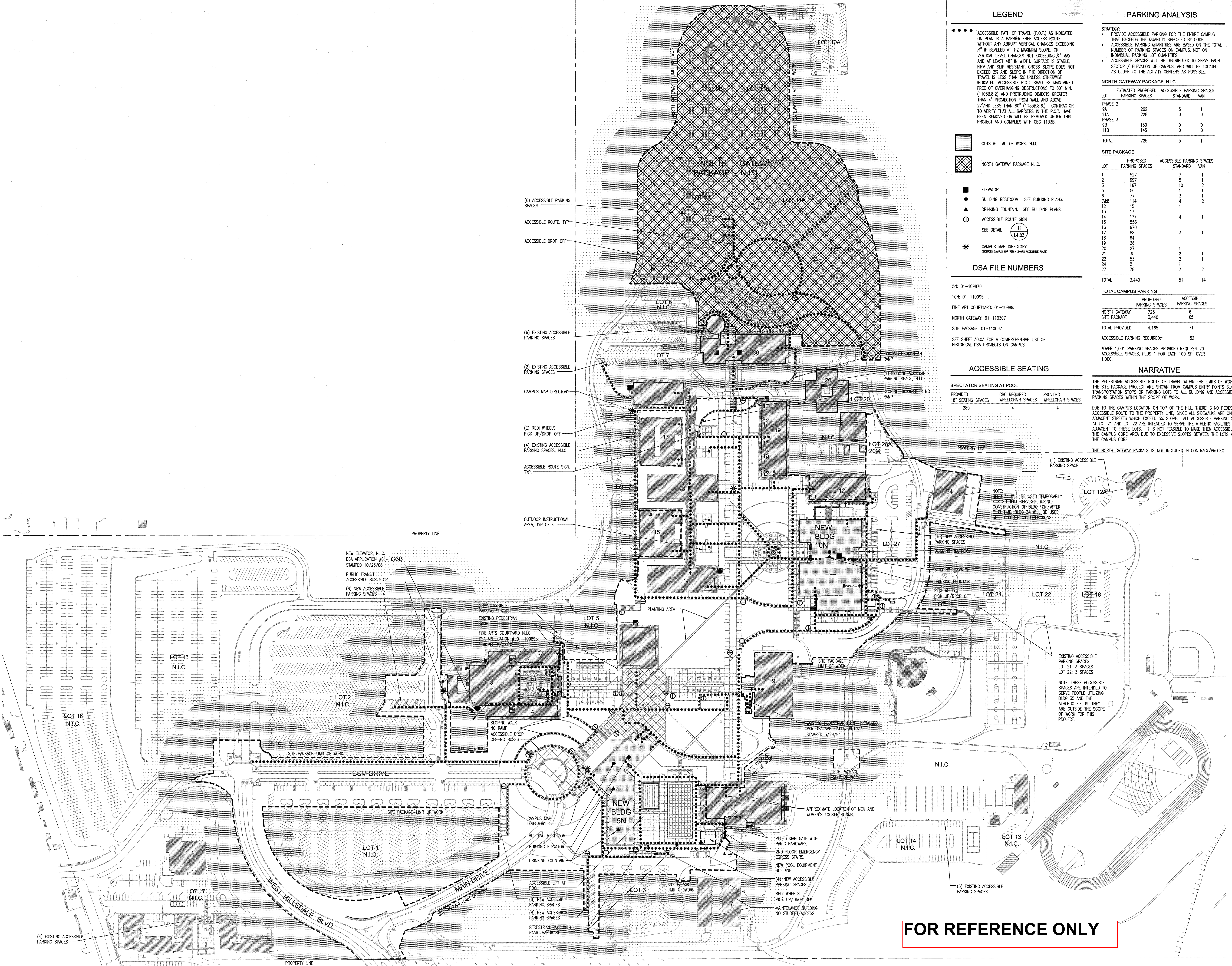
*OVER 1,001 PARKING SPACES PROVIDED REQUIRES 20 ACCESSIBLE SPACES, PLUS 1 FOR EACH 100 SP. OVER 1,000.

NARRATIVE

THE PEDESTRIAN ACCESSIBLE ROUTE OF TRAVEL WITHIN THE LIMITS OF WORK FOR THE SITE PACKAGE PROJECT ARE SHOWN FROM CAMPUS ENTRY POINTS SUCH AS TRANSPORTATION STOPS OR PARKING LOTS TO ALL BUILDING AND ACCESSIBLE PARKING SPACES WITHIN THE SCOPE OF WORK.

DUO TO THE CAMPUS LOCATION ON TOP OF THE HILL, THERE IS NO PEDESTRIAN ACCESSIBLE ROUTE TO THE PROPERTY LINE, SINCE ALL SIDEWALKS ARE ON ADJACENT STREETS WHICH EXCEED 5% SLOPE. ALL ACCESSIBLE PARKING SPACES AT LOT 21 AND LOT 22 ARE INTENDED TO SERVE THE ATHLETIC FACILITIES ADJACENT TO THESE LOTS. IT IS NOT FEASIBLE TO MAKE THEM ACCESSIBLE TO THE CAMPUS CORE AREA DUE TO EXCESSIVE SLOPES BETWEEN THE LOTS AND THE CAMPUS CORE.

THE NORTH GATEWAY PACKAGE IS NOT INCLUDED IN CONTRACT/PROJECT.



FOR REFERENCE ONLY

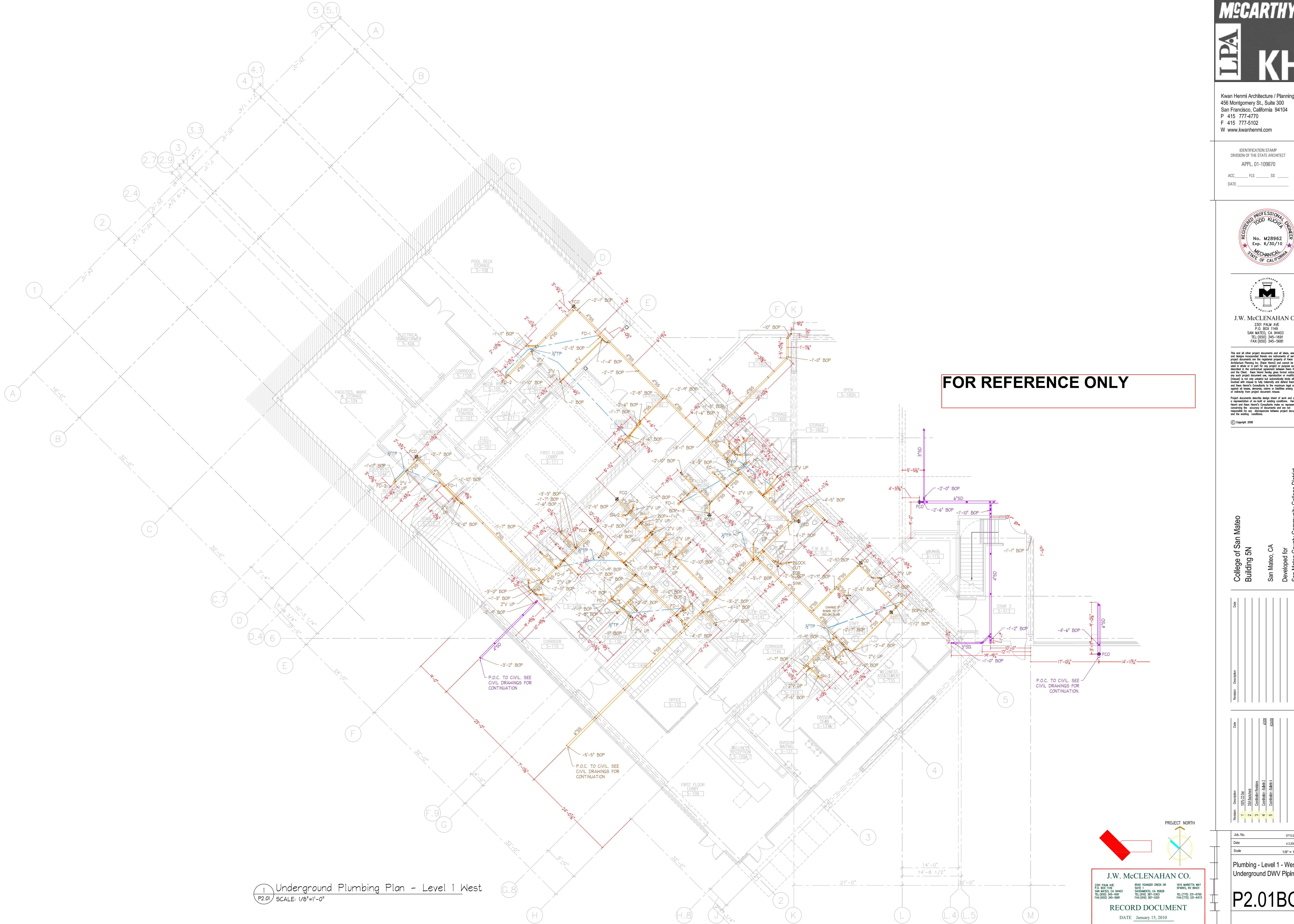
Revision	Description	Date
1	ISSUED	
2	DESIGN	
3	CONSTRUCTION	
4	CONSTRUCTION	
5	CONSTRUCTION	

Revision	Description	Date
1	ISSUED	
2	DESIGN	
3	CONSTRUCTION	
4	CONSTRUCTION	
5	CONSTRUCTION	

Job No.	0716.00
Date	4.3.2009
Scale	1/8" = 1'-0"

Plumbing - Level 1 - West
 Underground DWV Piping

P2.01BG



FOR REFERENCE ONLY

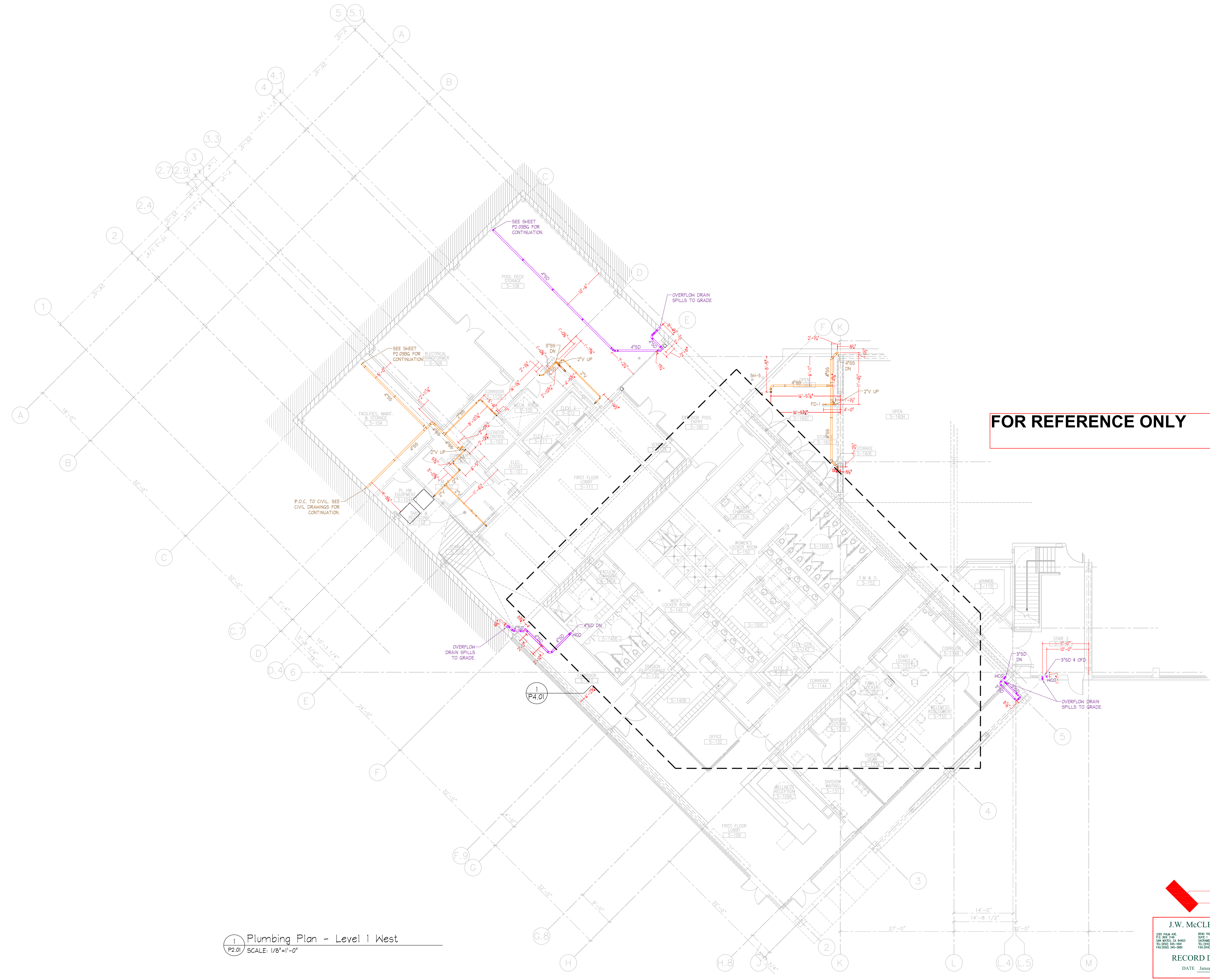
1 Underground Plumbing Plan - Level 1 West
 SCALE: 1/8"=1'-0"

J.W. McCLENAHAN CO.
 2301 PALM AVE.
 P.O. BOX 1165
 SAN MATEO, CA 94403
 TEL (650) 345-1891
 FAX (650) 345-5681

800 YONKER CREEK DR
 SUITE 100
 SACRAMENTO, CA 95828
 TEL (916) 387-0303
 FAX (916) 387-0305

100 MARSHALL WAY
 SPARKS, NV 89431
 TEL (775) 333-4700
 FAX (775) 333-4817

RECORD DOCUMENT
 DATE January 15, 2010



FOR REFERENCE ONLY

1 Plumbing Plan - Level 1 West
P2.01 SCALE: 1/8"=1'-0"

J.W. McCLENAHAN CO.

RECORD DOCUMENT
 DATE January 15, 2010

2301 PALM AVE. P.O. BOX 1145 SAN MATEO, CA 94403 TEL: (650) 345-1681 FAX: (650) 345-5681

8540 YONKER CREEK DR. SHERMAN, CA 95608 TEL: (916) 387-0303 FAX: (916) 387-0305

100 MARICETTA WAY SPANISH HILLS, NY 08431 TEL: (732) 331-8700 FAX: (732) 331-8473

MCCARTHY
LPA KH

Kwan Henmi Architecture / Planning
 456 Montgomery St., Suite 300
 San Francisco, California 94104
 P 415 777-4770
 F 415 777-5102
 W www.kwanhenmi.com

IDENTIFICATION STAMP
 DIVISION OF THE STATE ARCHITECT
 APPL. 01-108870
 ACC. _____ FLS _____ SS _____
 DATE _____

REGISTERED PROFESSIONAL ENGINEER
TODD KUCIJA
 No. M28962
 Exp. 6/30/10
 MECHANICAL
 STATE OF CALIFORNIA

J.W. McCLENAHAN CO.
 2301 PALM AVE.
 P.O. BOX 1145
 SAN MATEO, CA 94403
 TEL: (650) 345-1681
 FAX: (650) 345-5681

This and all other project documents and all items, materials and design incorporated herein are instruments of service. All project documents are the registered property of Kwan Henmi Architecture / Planning Inc. (Kwan Henmi) and cannot be lawfully used in whole or in part for any project or project phase not described in the contractual agreement between Kwan Henmi and the Client. Kwan Henmi hereby gives license under this agreement to the recipient of this project document for reproduction or modification (re-use) in not only related but substantially unrelated projects provided such re-use is not intended to mislead or deceive and Kwan Henmi's. Consistent with the maximum legal extent of copyright law, electronic copies of this drawing shall be made available to the recipient of this project document upon request.

Project documents describe design intent of work and are not a representation of actual or existing conditions. Users concerning the accuracy of documents and can not be responsible for any discrepancies between project documents and the existing conditions.

© Copyright 2008

College of San Mateo
 Building 5N
 San Mateo, CA
 Developed for
 San Mateo County Community College District

Number	Description	Date
1	DESIGN	
2	CONSTRUCTION	
3	CONSTRUCTION	
4	CONSTRUCTION	
5	CONSTRUCTION	

Number	Description	Date
1	DESIGN	
2	CONSTRUCTION	
3	CONSTRUCTION	
4	CONSTRUCTION	
5	CONSTRUCTION	

Job No. 0716.00
 Date 4.3.2009
 Scale 1/8" = 1'-0"
 Plumbing - Level 1 - West
 DWV Piping
P2.01



FOR REFERENCE ONLY

1 Plumbing Plan - Level 2 West
 P2.03 SCALE: 1/8"=1'-0"


J.W. McLENAHAN CO.
 2301 PALM AVE
 P.O. BOX 1146
 SAN MATEO, CA 94403
 TEL: (650) 345-1881
 FAX: (650) 345-5681

RECORD DOCUMENT
 DATE January 15, 2010



Kwan Henmi Architecture / Planning
 456 Montgomery St., Suite 300
 San Francisco, California 94104
 P 415 777-4770
 F 415 777-5102
 W www.kwanhenmi.com

IDENTIFICATION STAMP
 DIVISION OF THE STATE ARCHITECT
 APPL 01-109870
 ACC: _____ RLS: _____ SS: _____
 DATE: _____




J.W. McLENAHAN CO.
 2301 PALM AVE
 P.O. BOX 1146
 SAN MATEO, CA 94403
 TEL: (650) 345-1881
 FAX: (650) 345-5681

This and all other project documents and all items, materials and design incorporated herein are instruments of service. All project documents are the registered property of Kwan Henmi Architecture Planning Inc. (Kwan Henmi) and cannot be lawfully used in whole or in part for any project or project except as described in the contractual agreement between Kwan Henmi and the Client. Kwan Henmi hereby gives license under that agreement to the recipient of this document to reproduce or modify (Kwan) in not only content but substantially links all parties involved with this project. Kwan Henmi and its staff, Kwan Henmi and Kwan Henmi's Consultants to the maximum legal extent agreed to herein, expressly disclaim or hold harmless directly or indirectly from project document misuse.

Project documents describe design intent of work and are not a representation of as-built or existing conditions. Kwan Henmi and Kwan Henmi's Consultants shall be responsible for ensuring the accuracy of documents and are not responsible for any discrepancies between project documents and the building conditions.

© Copyright 2008

College of San Mateo
 Building 5N
 San Mateo, CA
 Developed for
 San Mateo County Community College District

Number	Description	Date
1	DESIGN	
2	CONSTRUCTION	
3	CONSTRUCTION	
4	CONSTRUCTION	
5	CONSTRUCTION	

Number	Description	Date
1	DESIGN	
2	CONSTRUCTION	
3	CONSTRUCTION	
4	CONSTRUCTION	
5	CONSTRUCTION	

Job No. 0715.00
 Date 4.3.2009
 Scale 1/8" = 1'-0"

Plumbing - Level 2 - West
 DWV Piping

P2.03





FOR REFERENCE ONLY

Level 1 Enlarged Bathroom Plan
 SCALE: 1/4"=1'-0"

J.W. McLENAHAN CO.
 2301 PALM AVE. P.O. BOX 1146 SAN MATEO, CA 94403 TEL: (650) 345-1881 FAX: (650) 345-5681
 8500 YONKER CREEK DR. SUITE 200 SACRAMENTO, CA 95828 TEL: (916) 387-0303 FAX: (916) 387-0301
 100 MARICCA WAY SPANISH HILLS, FL 34411 TEL: (772) 331-4700 FAX: (772) 331-4471

RECORD DOCUMENT
 DATE: January 15, 2010

McCARTHY
LPA KH
 Kwan Henmi Architecture / Planning
 456 Montgomery St., Suite 300
 San Francisco, California 94104
 P 415 777-4770
 F 415 777-5102
 W www.kwanhenmi.com

IDENTIFICATION STAMP
 DIVISION OF THE STATE ARCHITECT
 APPL. 01-109870
 ACC. _____ FLS _____ SS _____
 DATE _____



J.W. McLENAHAN CO.
 2301 PALM AVE. P.O. BOX 1146 SAN MATEO, CA 94403 TEL: (650) 345-1881 FAX: (650) 345-5681

This set of drawings and all other documents and design incorporated herein are instruments of service. All project documents are the registered property of Kwan Henmi Architecture / Planning Inc. (Kwan Henmi) and cannot be lawfully used in whole or in part for any project or purpose except as described in the contractual agreement between Kwan Henmi and the Client. Kwan Henmi hereby gives license under this agreement to the contractor to reproduce or modify drawings (prints) in not only original but substantially like as parties involved with this project. Kwan Henmi and its representatives shall not be held responsible for any errors or omissions in the drawings or any other documents or the building conditions.
 Project documents describe design intent of work and are not a representation of actual or existing conditions. Kwan Henmi and Kwan Henmi's Consultants shall be responsible for providing the accuracy of documents and are not responsible for any discrepancies between project documents and the building conditions.
 © Copyright 2008

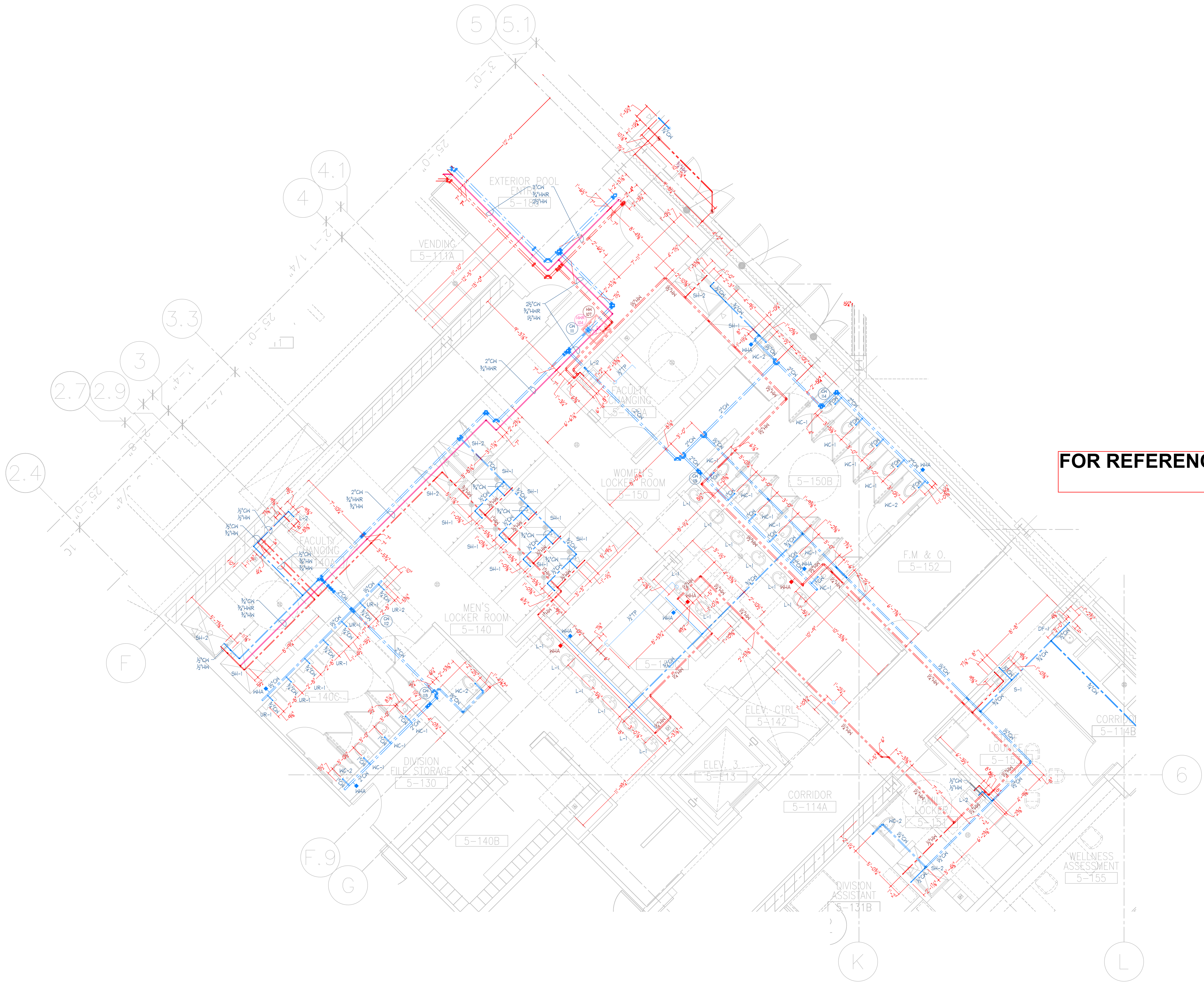
College of San Mateo
 Building 5N
 San Mateo, CA
 Developed for
 San Mateo County Community College District

Number	Description	Date

Revision	Description	Date
1	ISSUE FOR PERMIT	
2	DESIGN/REVISIONS	
3	CONTRACT/REVISED	
4	CONTRACT/REVISIONS	
5	CONTRACT/REVISIONS	

Job No. 0715.00
 Date 4.3.2009
 Scale 1/4" = 1'-0"

Enlarged Plumbing Plans
P4.01



FOR REFERENCE ONLY

Level 1 Enlarged Bathroom Plan
 SCALE: 1/4"=1'-0"


J.W. McCLENAHAN CO.
 2301 PALM AVE. P.O. BOX 1146 SAN MATEO, CA 94403 TEL: (650) 345-5681 FAX: (650) 345-5681
 8500 YONKER CREEK DR. SUITE 200 SACRAMENTO, CA 95828 TEL: (916) 387-0303 FAX: (916) 387-0301
 100 MARSHALL WAY SPANISH HILLS, FL 34411 TEL: (772) 333-4700 FAX: (772) 333-4817

RECORD DOCUMENT
 DATE: January 15, 2010



Kwan Henmi Architecture / Planning
 456 Montgomery St., Suite 300
 San Francisco, California 94104
 P 415 777-4770
 F 415 777-5102
 W www.kwanhenmi.com

IDENTIFICATION STAMP
 DIVISION OF THE STATE ARCHITECT
 APPL 01-109870
 ACC. RLS. SS. _____
 DATE _____



J.W. McCLENAHAN CO.
 2301 PALM AVE. P.O. BOX 1146 SAN MATEO, CA 94403 TEL: (650) 345-5681 FAX: (650) 345-5681

This set of drawings and all other project documents and all other materials and design incorporated herein are instruments of service. All project documents are the registered property of Kwan Henmi Architecture / Planning Inc. (Kwan Henmi) and cannot be lawfully used in whole or in part for any project or purpose except as described in the contractual agreement between Kwan Henmi and the Client. Kwan Henmi hereby gives license under that agreement to the Client to reproduce and use the drawings and project documents for the project only. Any other use, reproduction or modification (revisions) is not only prohibited but automatically voids all parties involved with this license to use, alter, modify and/or reuse the drawings and project documents. Kwan Henmi's liability is limited to the maximum legal extent of any license, remedy, clause or condition relating directly or indirectly to this project document.

Project documents describe design intent of work and are not a representation of actual or existing conditions. Kwan Henmi and Kwan Henmi Construction shall be responsible for verifying the accuracy of documents and are not responsible for any discrepancies between project documents and the existing conditions.

© Copyright 2008

College of San Mateo
 Building 5N
 San Mateo, CA
 Developed for
 San Mateo County Community College District

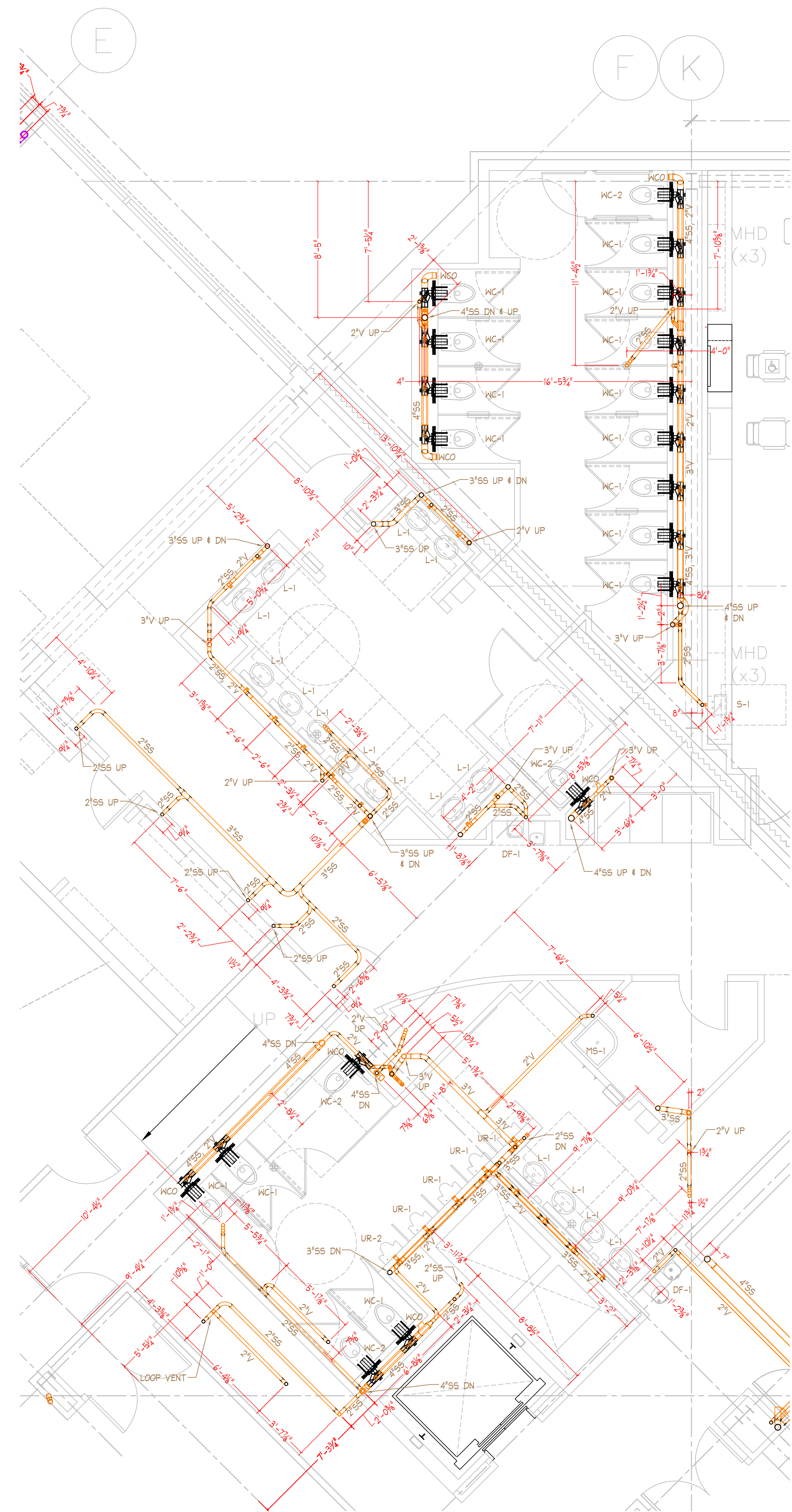
Revision	Description	Date
1	ISSUE FOR PERMIT	
2	DESIGN CHANGES	
3	CONTRACT REVISIONS	
4	CONTRACT REVISIONS	
5	CONTRACT REVISIONS	

Revision	Description	Date
1	ISSUE FOR PERMIT	
2	DESIGN CHANGES	
3	CONTRACT REVISIONS	
4	CONTRACT REVISIONS	
5	CONTRACT REVISIONS	

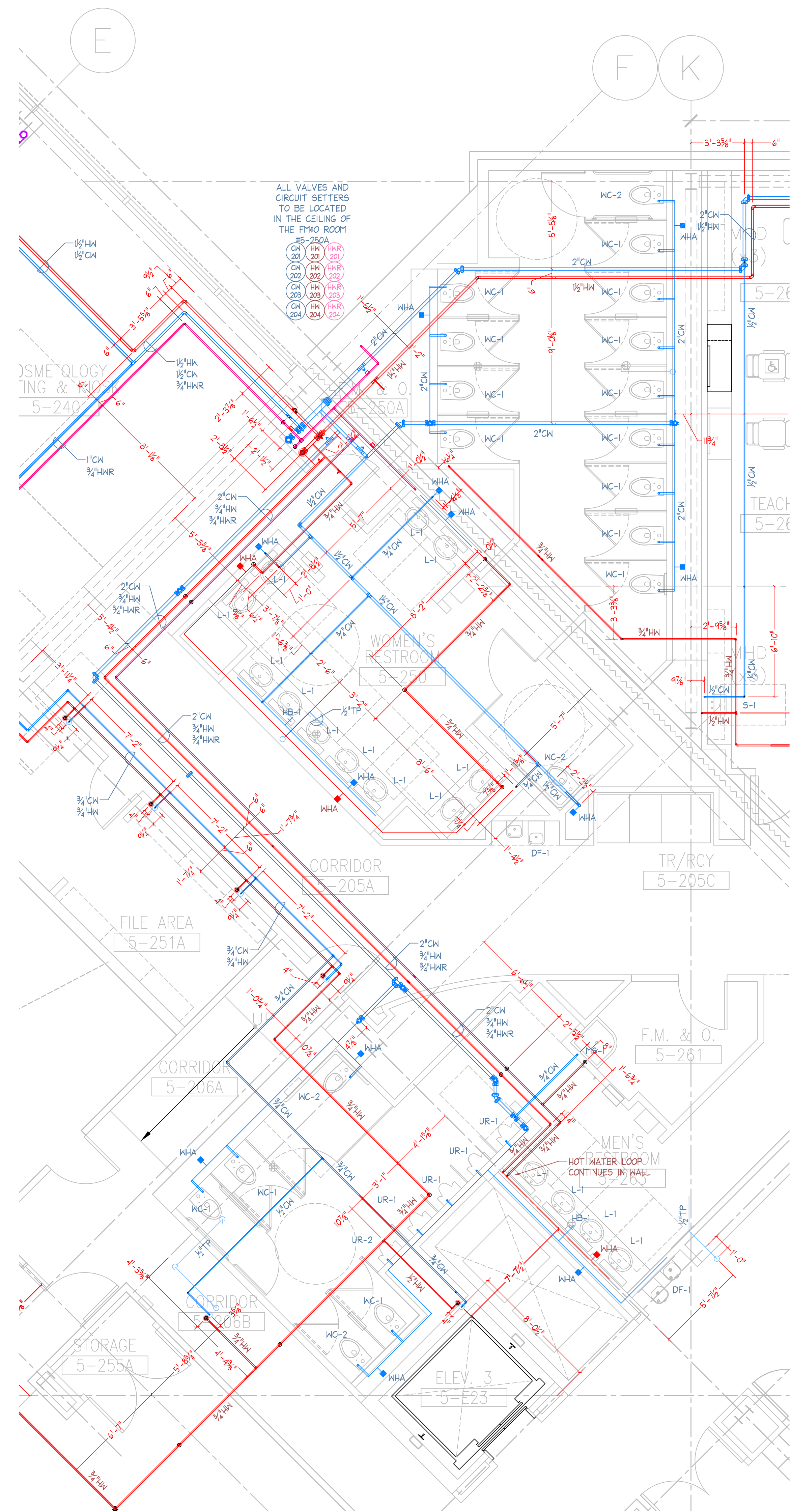
Job No. 0715.00
 Date 4.3.2009
 Scale 1/4" = 1'-0"

Enlarged Plumbing Plans

P4.02



1 Level 2 Enlarged Bathroom Plan
P4.03 SCALE: 1/4"=1'-0"



2 Level 2 Enlarged Bathroom Plan
P4.03 SCALE: 1/4"=1'-0"

FOR REFERENCE ONLY

J.W. McLENAHAN CO.
 2301 PALM AVE. P.O. BOX 1165 SAN MATEO, CA 94403 TEL: (650) 345-1881 FAX: (650) 345-5881
 8500 YONKER CREEK DR. SUITE 100 SAN MATEO, CA 94403 TEL: (650) 387-0303 FAX: (650) 387-0301
 100 MARICETTA WAY SPARKS, NV 89411 TEL: (775) 333-4700 FAX: (775) 333-4417
RECORD DOCUMENT
 DATE: January 15, 2010

Revision	Description	Date
1	ISSUE	
2	DESIGN	
3	CONSTRUCTION	
4	CONSTRUCTION	
5	CONSTRUCTION	

Revision	Description	Date
1	ISSUE	
2	DESIGN	
3	CONSTRUCTION	
4	CONSTRUCTION	
5	CONSTRUCTION	

Job No.	0715.00
Date	4.3.2009
Scale	1/4" = 1'-0"

Enlarged Plumbing Plans

P4.03