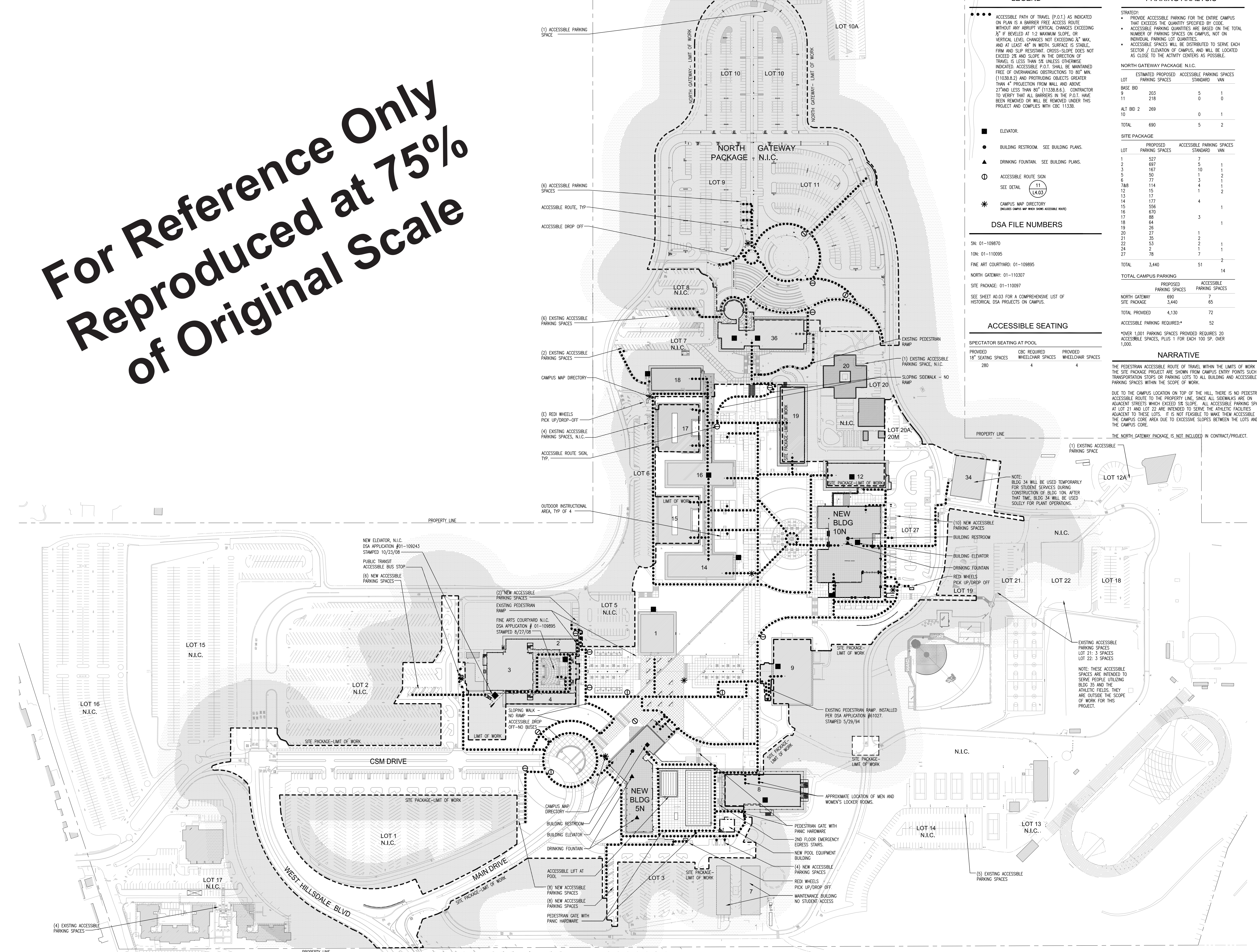


**For Reference Only
Reproduced at 75%
of Original Scale**



ACCESSIBLE PATH OF TRAVEL (P.O.T.) AS INDICATED ON PLAN IS A BARRIER FREE ACCESS ROUTE WITHOUT ANY BRUPT VERTICAL CHANGES EXCEEDING 1/2" IF BEVELED AT 1:2 MAXIMUM SLOPE, OR VERTICAL LEVEL CHANGES NOT EXCEEDING 1/2" MAX. AND AT LEAST 48" IN WIDTH. SURFACE IS STABLE, FIRM AND SLIP RESISTANT. CROSS-SLOPE DOES NOT EXCEED 2% AND SLOPE IN THE DIRECTION OF TRAVEL IS LESS THAN 5% UNLESS OTHERWISE INDICATED. ACCESSIBLE P.O.T. SHALL BE MAINTAINED FREE OF OVERHANGING OBSTRUCTIONS TO 80" MIN. (1103B.2) AND PROTRUDING OBJECTS GREATER THAN 4" PROJECTION FROM WALL AND ABOVE 27" AND LESS THAN 80" (1133B.6.6). CONTRACTOR TO VERIFY THAT ALL BARRIERS IN THE P.O.T. HAVE BEEN REMOVED OR WILL BE REMOVED UNDER THIS PROJECT AND COMPLY WITH CBC 1133B.

- ELEVATOR.
- BUILDING RESTROOM. SEE BUILDING PLANS.
- ▲ DRINKING FOUNTAIN. SEE BUILDING PLANS.
- ⊙ ACCESSIBLE ROUTE SIGN
SEE DETAIL 11 (4.03)
- * CAMPUS MAP DIRECTORY
(INCLUDES CAMPUS MAP WITH SPACES ACCESSIBLE ROUTE)

DSA FILE NUMBERS

5N: 01-109870
 10N: 01-110095
 FINE ART COURTYARD: 01-109895
 NORTH GATEWAY: 01-110307
 SITE PACKAGE: 01-110097
 SEE SHEET A0.03 FOR A COMPREHENSIVE LIST OF HISTORICAL DSA PROJECTS ON CAMPUS.

ACCESSIBLE SEATING

PROVIDED 18" SEATING SPACES	IBC REQUIRED WHEELCHAIR SPACES	PROVIDED WHEELCHAIR SPACES
280	4	4

STRATEGY:

- PROVIDE ACCESSIBLE PARKING FOR THE ENTIRE CAMPUS THAT EXCEEDS THE QUANTITY SPECIFIED BY CODE.
- ACCESSIBLE PARKING QUANTITIES ARE BASED ON THE TOTAL NUMBER OF PARKING SPACES ON CAMPUS, NOT ON INDIVIDUAL PARKING LOT QUANTITIES.
- ACCESSIBLE SPACES WILL BE DISTRIBUTED TO SERVE EACH SECTOR / ELEVATION OF CAMPUS, AND WILL BE LOCATED AS CLOSE TO THE ACTIVITY CENTERS AS POSSIBLE.

NORTH GATEWAY PACKAGE N.I.C.

LOT	ESTIMATED PROPOSED PARKING SPACES	ACCESSIBLE PARKING SPACES	STANDARD	VAN
BASE BLD				
9	203	5	1	
11	218	0	0	
ALT BLD 2	269			
10		0	1	
TOTAL	690	5	2	

SITE PACKAGE

LOT	PROPOSED PARKING SPACES	ACCESSIBLE PARKING SPACES	STANDARD	VAN
1	527	7	5	
2	697	6	1	
3	167	10	1	
5	50	1	2	
6	77	3	1	
7/8	114	4	1	
12	15	1	2	
13	17			
14	177	4	1	
15	556			
16	670			
17	88	3		
18	64			
19	86			
20	27	1		
21	35	2	1	
22	53	2	1	
24	2	1	1	
27	78	7	2	
TOTAL	3,440	51	14	

TOTAL CAMPUS PARKING

PROPOSED PARKING SPACES	ACCESSIBLE PARKING SPACES
3,440	72
TOTAL PROVIDED	72
ACCESSIBLE PARKING REQUIRED*	52

*OVER 1,001 PARKING SPACES PROVIDED REQUIRES 20 ACCESSIBLE SPACES, PLUS 1 FOR EACH 100 SP. OVER 1,000.

NARRATIVE



THE PEDESTRIAN ACCESSIBLE ROUTE OF TRAVEL WITHIN THE LIMITS OF WORK FOR THE SITE PACKAGE PROJECT ARE SHOWN FROM CAMPUS ENTRY POINTS SUCH AS TRANSPORTATION STOPS OR PARKING LOTS TO ALL BUILDING AND ACCESSIBLE PARKING SPACES WITHIN THE SCOPE OF WORK.

DUE TO THE CAMPUS LOCATION ON TOP OF THE HILL, THERE IS NO PEDESTRIAN ACCESSIBLE ROUTE TO THE PROPERTY LINE, SINCE ALL SIDEWALKS ARE ON ADJACENT STREETS WHICH EXCEED 5% SLOPE. ALL ACCESSIBLE PARKING SPACES AT LOT 21 AND LOT 22 ARE INTENDED TO SERVE THE ATHLETIC FACILITIES ADJACENT TO THESE LOTS. IT IS NOT FEASIBLE TO MAKE THEM ACCESSIBLE TO THE CAMPUS CORE AREA DUE TO EXCESSIVE SLOPES BETWEEN THE LOTS AND THE CAMPUS CORE.

THE NORTH GATEWAY PACKAGE IS NOT INCLUDED IN CONTRACT/PROJECT.



McCarthy Building Companies, Inc.
 343 Sansome Street, 14th Floor
 San Francisco, California 94104
 P 415 364-1339
 F 415 397-5999



IDENTIFICATION STAMP
 DIV. OF THE STATE ARCHITECT
 OFFICE OF REGULATION SERVICE

APPL. # 01-110097

AC: _____ FLS: _____ SS: _____
 DATE: _____

FILE NUMBER: _____

No. and all other project documents and all ideas, methods and designs incorporated herein are instruments of service. All project documents are the registered property of LPA, INC. LPA, INC. and cannot be lawfully used in whole or in part for any project or project phase not as described in the contract. Any reuse of project documents without the written consent of LPA, INC. is strictly prohibited. Any reuse of project documents without the written consent of LPA, INC. is strictly prohibited. Any reuse of project documents without the written consent of LPA, INC. is strictly prohibited.

© copyright 2008

College of San Mateo
 Site Package
 San Mateo, CA

Developed for
 San Mateo Community College District

Revision	Description	Date
1	Initial	01-22-09

Revision	Description	Date
1	Initial	01-22-09

Job No.	27082.30
Date	12 NOVEMBER 2008
Drawn by	AG, DT
Checked by	LC
Scale	AS SHOWN

ACCESSIBLE PATH OF TRAVEL PLAN

R-1