

Certification Analysis

Active Selections

San Mateo, CA, San Francisco, CA, Santa Clara, CA, Contra Costa, CA, Alameda, CA, Licensed Real Estate Broker, Real Estate Certification

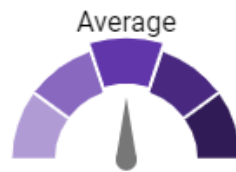
Certification Metrics

Job Postings

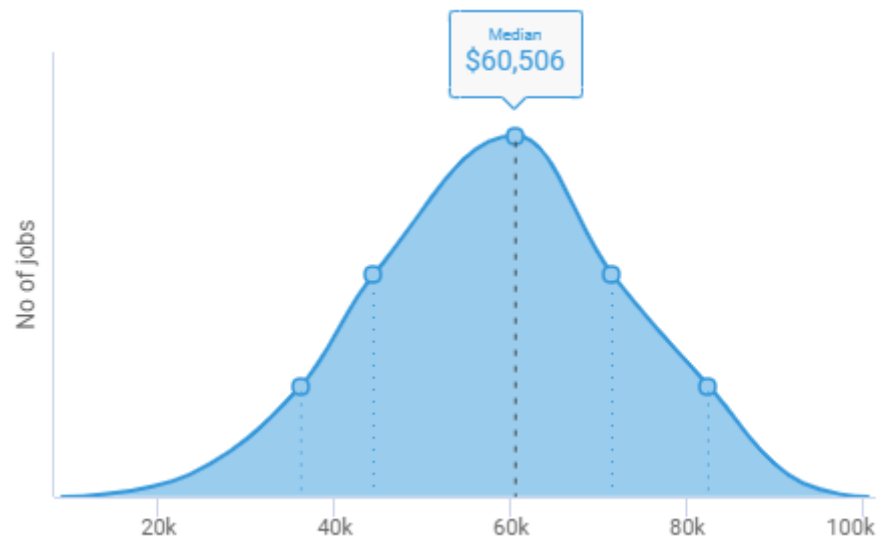
Last 12 Months



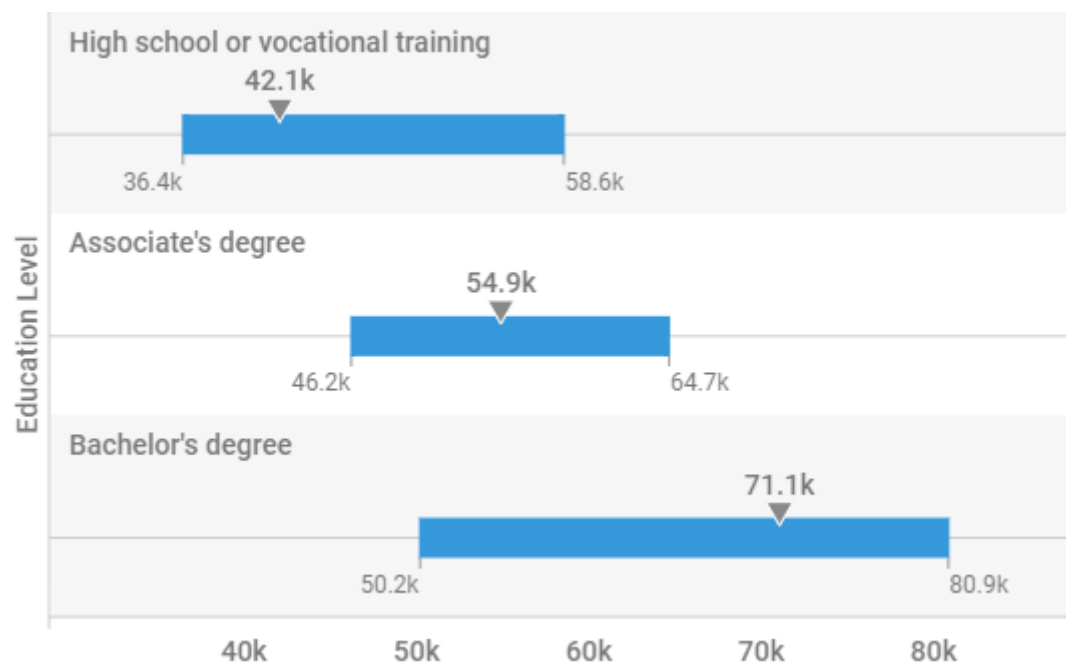
Location Quotient



Salary Overall

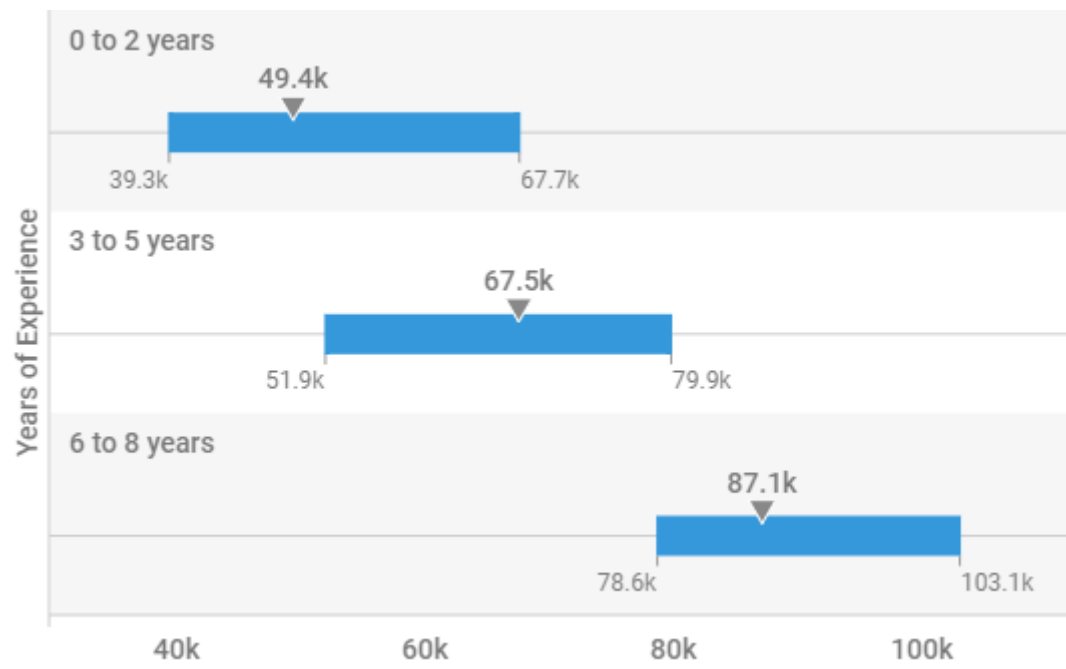


Salary By Education



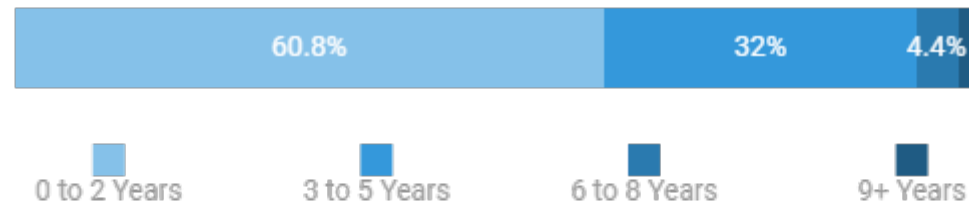
Salary distribution is not shown for education levels with insufficient sample size

Salary By Experience

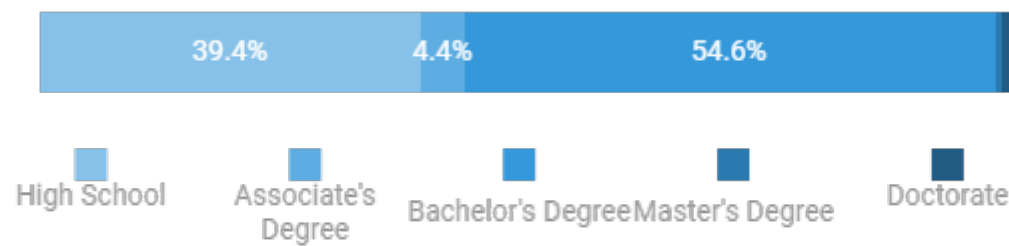


Salary distribution is not shown for experience levels with insufficient sample size

Years of Experience



Education Level



Top Occupations Requesting Certification(s)

Occupation	Associated Education Level
Real Estate Agent / Broker	High school or vocational
Property / Real Estate / Community Manager	Bachelor's
Office / Administrative Assistant	High school or vocational
Sales Representative	High school or vocational
Business Development / Sales Manager	High school or vocational
Title Examiner / Clerk	Bachelor's
Retail Sales Associate	Bachelor's
Executive Assistant	Bachelor's
Retail Store Manager / Supervisor	Bachelor's
Buyer / Purchasing Agent	NA

Certification Taxonomy

Certification Group	Job Postings
Real Estate	4,510
Certification	Job Postings
Real Estate Certification	3,748
Certified Occupancy Specialist	278
Fair Housing	251
Certified Residential Appraiser	104
Certified Appraiser	54
Licensed Real Estate Broker	50
Appraisal License	22
Mcne	3

Top Occupations

Specialized Occupation	Total Job Postings (Last 12 Months)	Job Postings Requesting Certification(s)(#)	Job Postings Requesting Certification(s)(%)	Occupation Projected Growth (10 Years)	Associated Education Level
Real Estate Agent	4,265	2,466	57.8%	+6.5%	High school or vocational training
Property Manager	3,344	331	9.9%	+13.7%	Bachelor's degree
Office / Administrative Assistant	17,391	145	0.8%	+1.0%	High school or vocational training
Leasing Consultant	2,109	53	2.5%	+9.3%	High school or vocational training
Assistant Property Manager	794	51	6.4%	+14.1%	Bachelor's degree
Order Processor / Order Entry Clerk	24,507	38	0.2%	+13.9%	Bachelor's degree
Sales Representative	13,108	32	0.2%	+5.0%	High school or vocational training
Title Clerk (General)	175	30	17.1%	+5.5%	Bachelor's degree
Retail Sales Associate (General)	27,590	26	0.1%	-1.8%	Bachelor's degree
Retail Store Manager	12,851	25	0.2%	-0.9%	Bachelor's degree

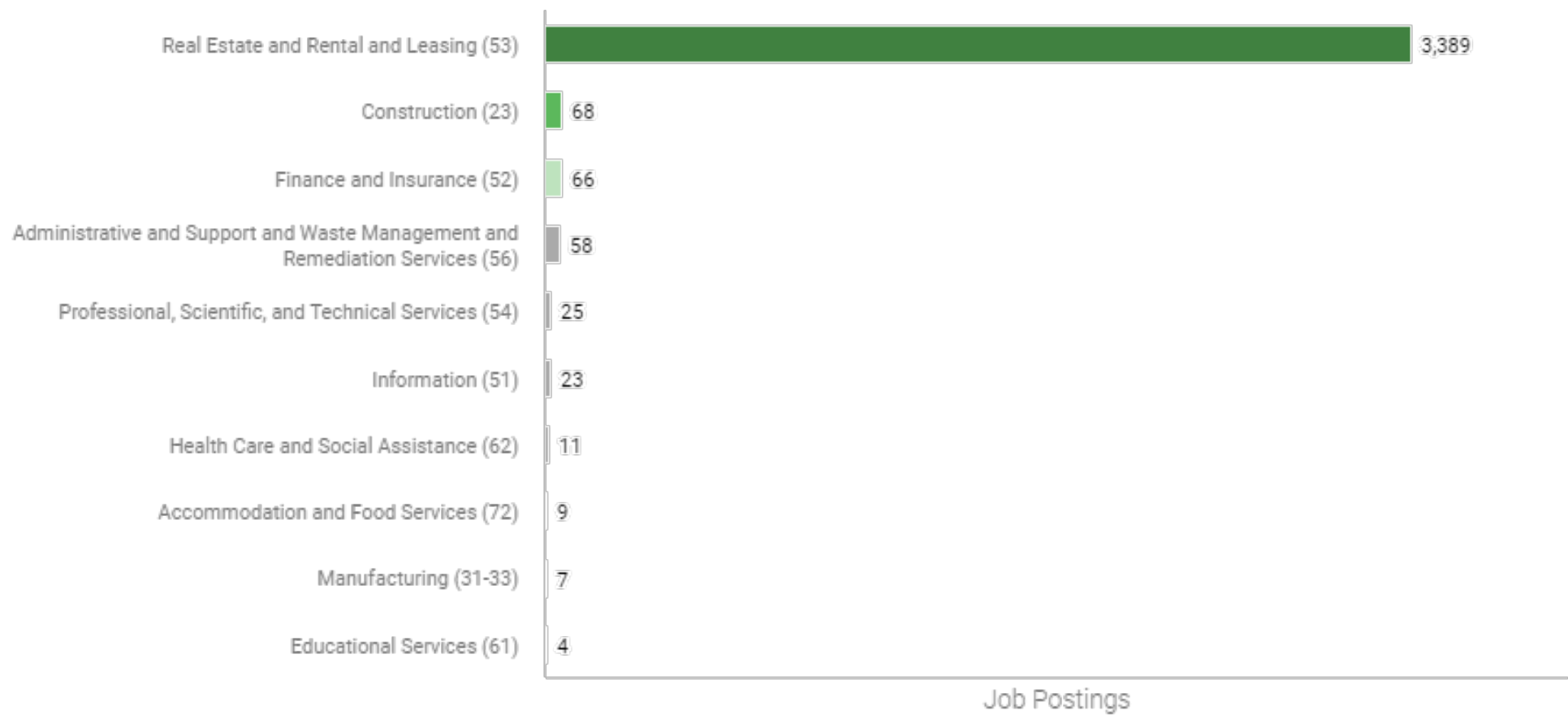
Top Co-occurring Skills

	Skill	Job Postings
1	Sales	1,669
2	Real Estate Experience	1,320
3	Customer Service	963
4	Real Estate Sales	862
5	Contract Preparation	701
6	Property Management	539
7	Budgeting	536
8	Social Media	517
9	Marketing Materials	481
10	Market Strategy	479

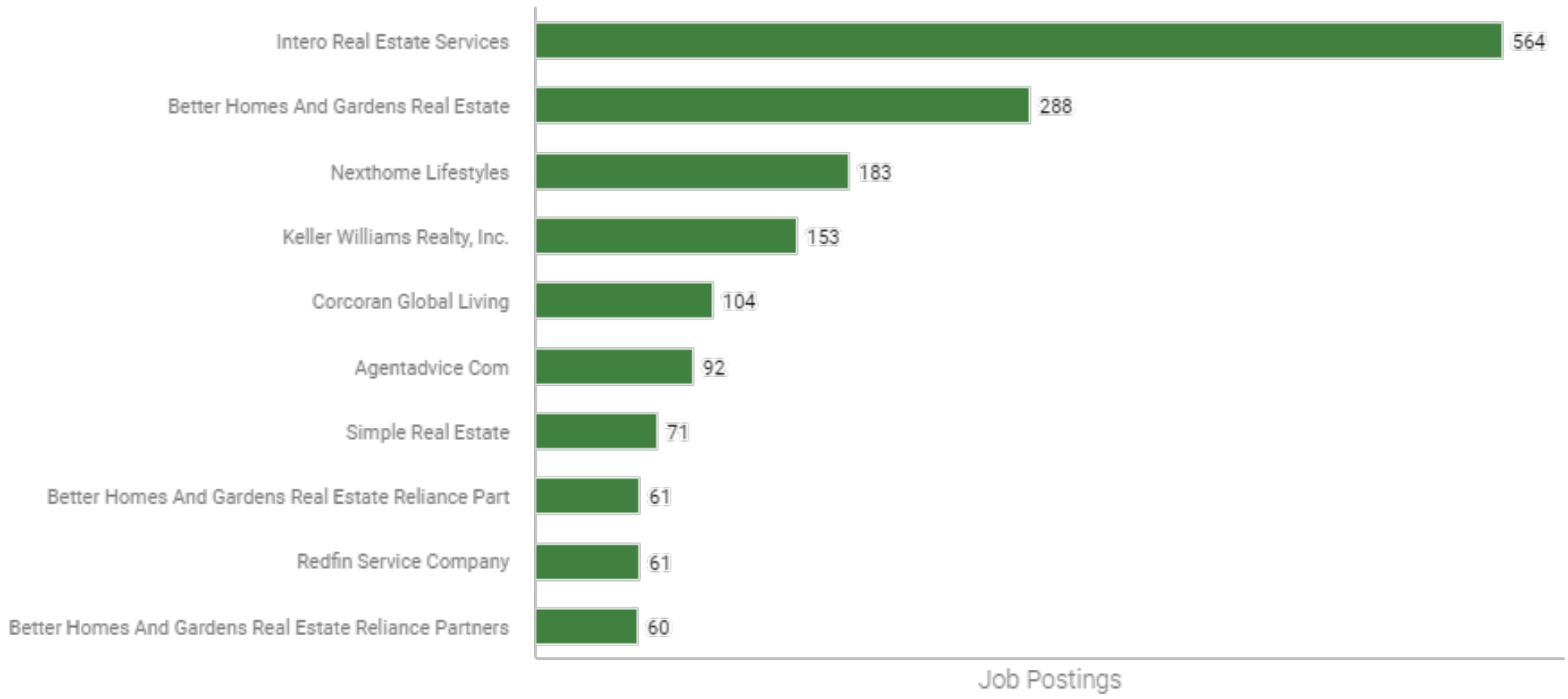
Currently displaying: Specialized

Top Industries

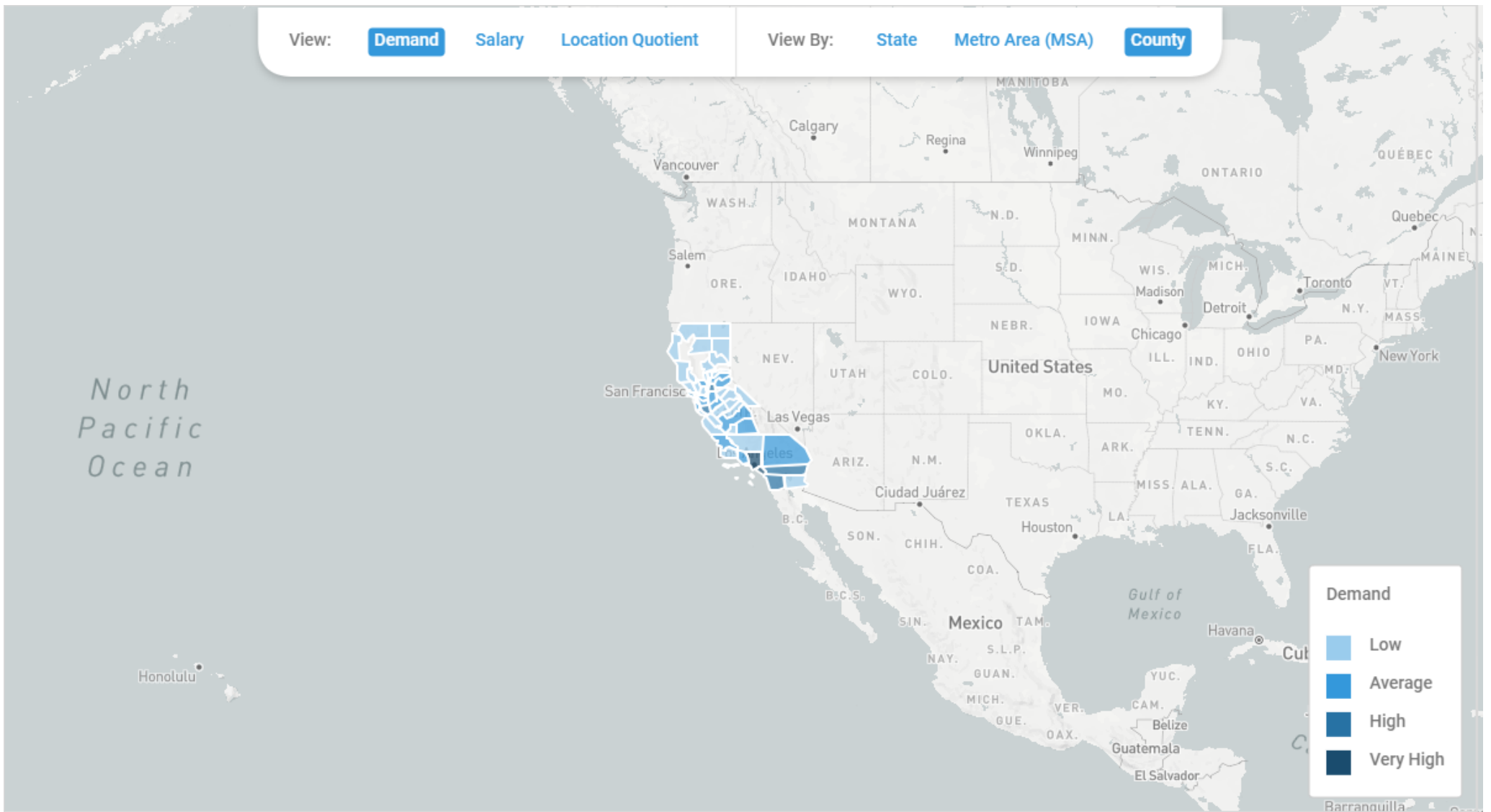
Currently displaying: 2digit










Top Employers



Top Locations



County	Job Postings (Last 12 Months)	Median Salary	Location Quotient
Los Angeles, CA	3,398	\$58k	1.0 
Orange, CA	1,952	\$57k	1.2 
San Diego, CA	1,921	\$53k	1.2 
Santa Clara, CA	1,462	\$64k	1.1 
Sacramento, CA	1,420	\$65k	2.3 
Riverside, CA	801	\$47k	1.4 
San Bernardino, CA	795	\$48k	1.2 
Alameda, CA	721	\$61k	0.8 
San Francisco, CA	611	\$55k	0.6 
San Joaquin, CA	537	\$60k	2.3 