

8 Occupations in 5 California Counties

Contents

What is Lightcast Data?	1
Report Parameters	2
Executive Summary	3
Jobs	4
Compensation	7
Job Posting Activity	8
Demographics	12
Occupational Programs	14

What is Lightcast Data?

Lightcast data is a hybrid dataset derived from official government sources such as the US Census Bureau, Bureau of Economic Analysis, and Bureau of Labor Statistics. Leveraging the unique strengths of each source, our data modeling team creates an authoritative dataset that captures more than 99% of all workers in the United States. This core offering is then enriched with data from online social profiles, resumés, and job postings to give you a complete view of the workforce.

Lightcast data is frequently cited in major publications such as *The Atlantic*, *Forbes*, *Harvard Business Review*, *The New York Times*, *The Wall Street Journal*, and *USA Today*.



Report Parameters

8 Occupations

11-9179 Personal Service Managers, All Other

39-5012 Hairdressers, Hairstylists, and
Cosmetologists

39-5091 Makeup Artists, Theatrical and
Performance

39-5092 Manicurists and Pedicurists

39-5093 Shampooers

39-5094 Skincare Specialists

39-5011 Barbers

39-1022 First-Line Supervisors of Personal Service
Workers

5 Counties

6001 Alameda County, CA

6013 Contra Costa County, CA

6075 San Francisco County, CA

6081 San Mateo County, CA

6085 Santa Clara County, CA

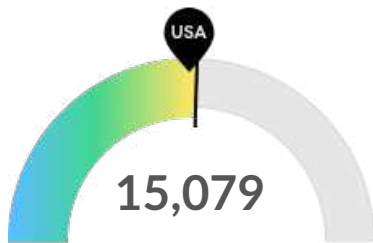
Class of Worker

QCEW Employees

The information in this report pertains to the chosen occupations and geographical areas.

Executive Summary

Average Job Posting Demand Over an Average Supply of Regional Jobs



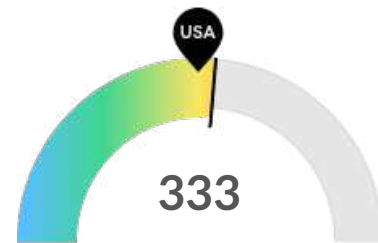
Jobs (2022)

Your area is about average for this kind of job. The national average for an area this size is 14,634* employees, while there are 15,079 here.



Compensation

Earnings are about average in your area. The national median salary for your occupations is \$34,319, compared to \$35,959 here.



Job Posting Demand

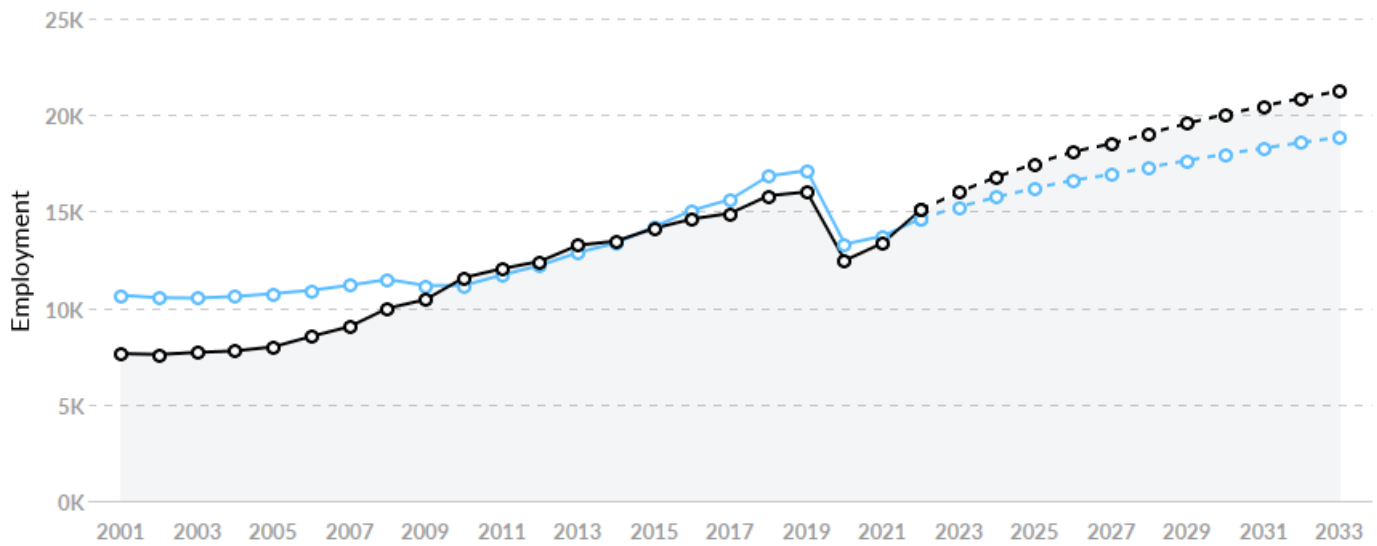
Job posting activity is about average in your area. The national average for an area this size is 308* job postings/mo, while there are 333 here.

*National average values are derived by taking the national value for your occupations and scaling it down to account for the difference in overall workforce size between the nation and your area. In other words, the values represent the national average adjusted for region size.

Jobs

Regional Employment Is About Equal to the National Average

An average area of this size typically has 14,634* jobs, while there are 15,079 here.



Region	2022 Jobs	2029 Jobs	Change	% Change
● 5 California Counties	15,079	19,562	4,483	29.7%
● National Average	14,634	17,642	3,008	20.6%

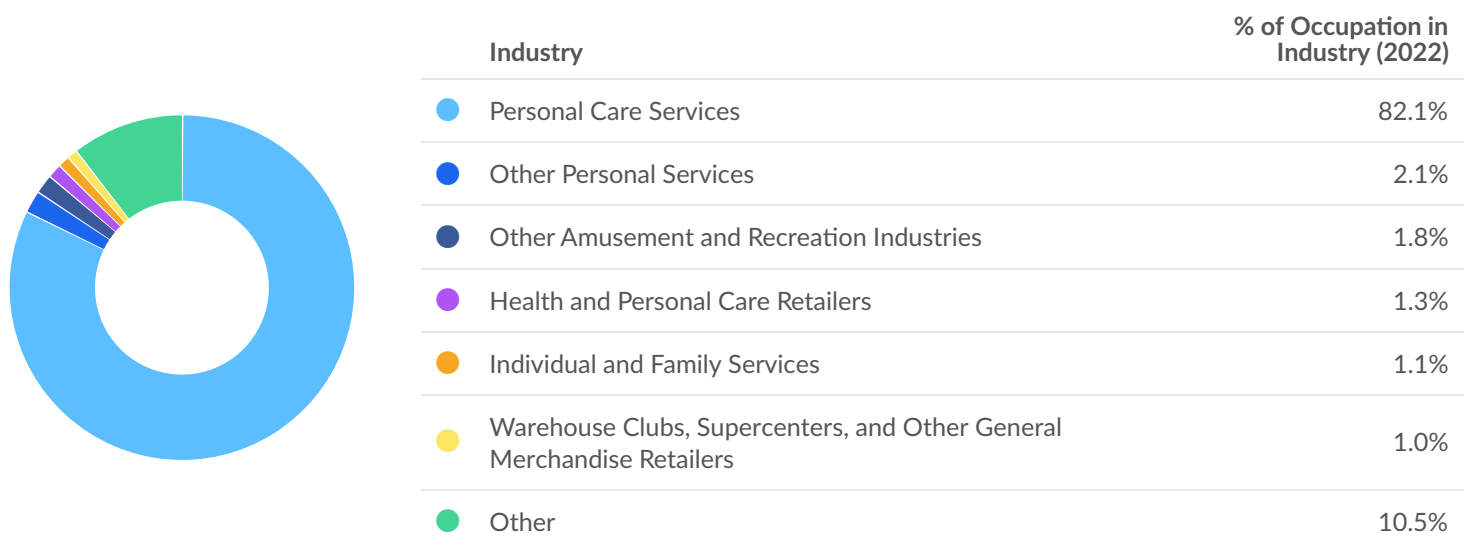
*National average values are derived by taking the national value for your occupations and scaling it down to account for the difference in overall workforce size between the nation and your area. In other words, the values represent the national average adjusted for region size.

Regional Breakdown



County	2022 Jobs
Santa Clara County, CA	4,624
Alameda County, CA	3,591
San Francisco County, CA	2,916
Contra Costa County, CA	2,281
San Mateo County, CA	1,666

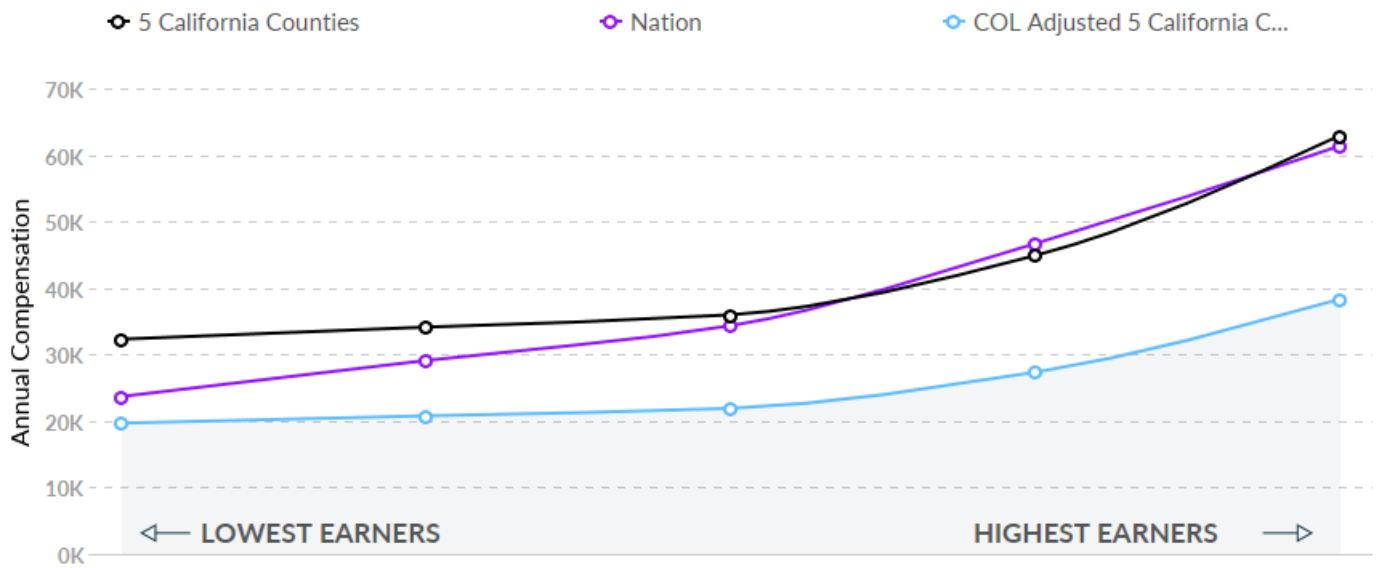
Most Jobs are Found in the Personal Care Services Industry Sector



Compensation

Regional Compensation Is 5% Higher Than National Compensation

For your occupations, the 2022 median wage in your area is \$35,959, while the national median wage is \$34,319.



Job Posting Activity



6,327 Unique Job Postings

The number of unique postings for this job from Jan 2022 to Jul 2023.



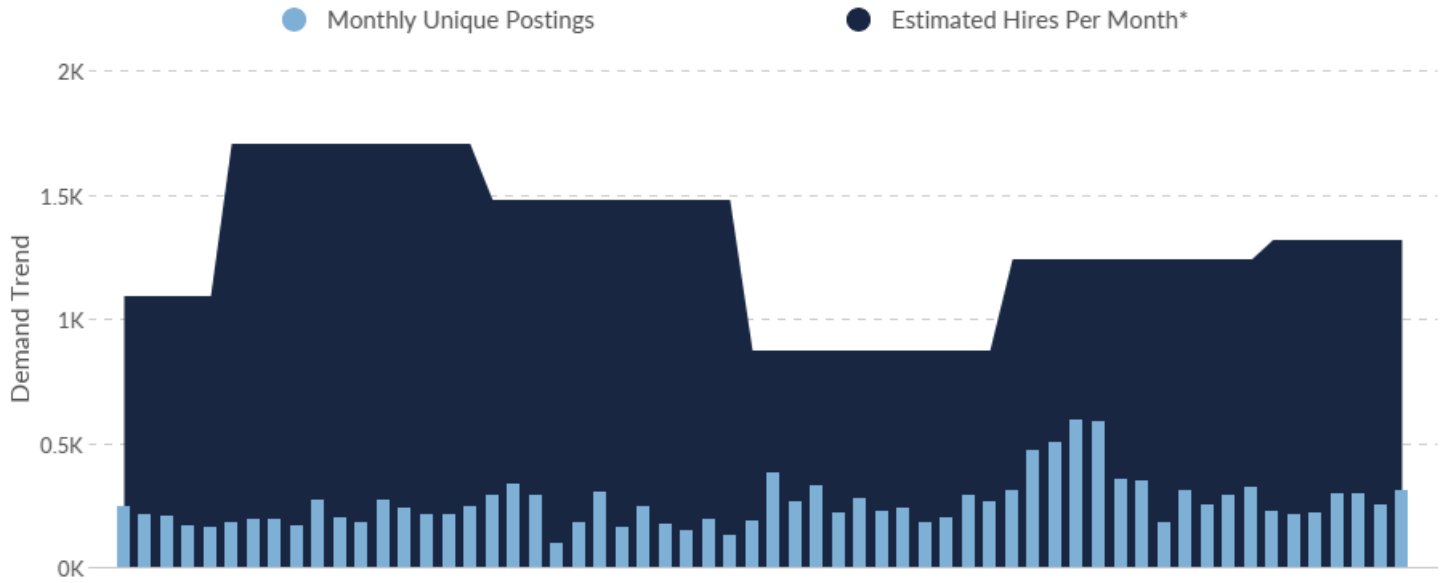
577 Employers Competing

All employers in the region who posted for this job from Jan 2022 to Jul 2023.























27 Day Median Duration

Posting duration is 3 days shorter than what's typical in the region.



Occupation	Avg Monthly Postings (Jan 2022 - Jul 2023)	Avg Monthly Hires (Jan 2022 - Jul 2023)
Hairdressers, Hairstylists, and Cosmetologists	191	443
Personal Service Managers, All Other	91	17
Skincare Specialists	14	121
First-Line Supervisors of Personal Service Workers	11	137
Manicurists and Pedicurists	8	516
Barbers	10	17
Makeup Artists, Theatrical and Performance	8	5
Shampooers	0	12

*A hire is reported by the Quarterly Workforce Indicators when an individual's Social Security Number appears on a company's payroll and was not there the quarter before. Lightcast hires are calculated using a combination of Lightcast jobs data, information on separation rates from the Bureau of Labor Statistics (BLS), and industry-based hires data from the Census Bureau.

Top Companies	Unique Postings	Top Job Titles	Unique Postings
Great Clips	2,632 	Hair Stylists	1,997 
Supercuts	202 	Assistant Salon Managers	529 
Sport Clips	200 	Salon Managers	459 
Regis Corporation	81 	Stylists	286 
Ulta Beauty	79 	Fitness Managers	131 
European Wax Center	61 	Estheticians	125 
Massage Envy	54 	Cosmetologists	103 
PS Lifestyle	51 	Marketplace Managers	103 
Macy's	47 	Licensed Cosmetologists	95 
Louisiana Wax Center Co	41 	Hair Stylists/Cosmetologists	90 

Top Distinguishing Skills by Demand

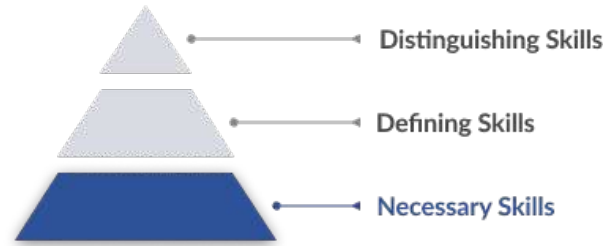
Not enough data to display Distinguishing Skills for this occupation.

Top Defining Skills by Demand

Not enough data to display Defining Skills for this occupation.

Top Necessary Skills by Demand

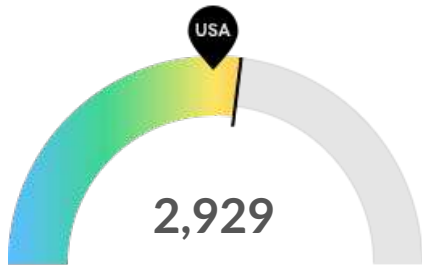
An occupation's Necessary Skills are the specialized skills required for that job and relevant across other similar jobs. An employee needs these skills as building blocks to perform the more complex Defining Skills.



Skill	Salary Boosting	Job Postings Requesting
Cosmetology	✓	3,123
Housekeeping	✗	494
Cosmetology License	✗	433
Selling Techniques	✗	390
Product Knowledge	✗	326
Valid Driver's License	✗	211
Merchandising	✗	204
Marketing	✗	193
Booking (Sales)	✗	142
Cardiopulmonary Resuscitation (CPR) Certification	✗	137

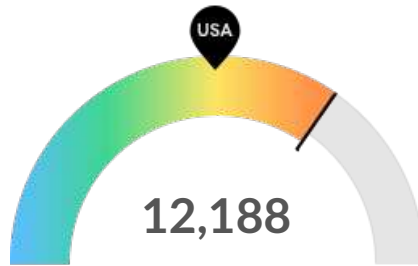
Demographics

Retirement Risk Is High, While Overall Diversity Is High



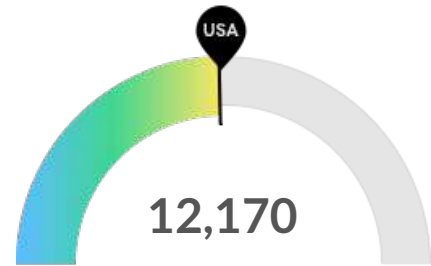
Retiring Soon

Retirement risk is high in your area. The national average for an area this size is 2,613* employees 55 or older, while there are 2,929 here.



Racial Diversity

Racial diversity is high in your area. The national average for an area this size is 7,131* racially diverse employees, while there are 12,188 here.

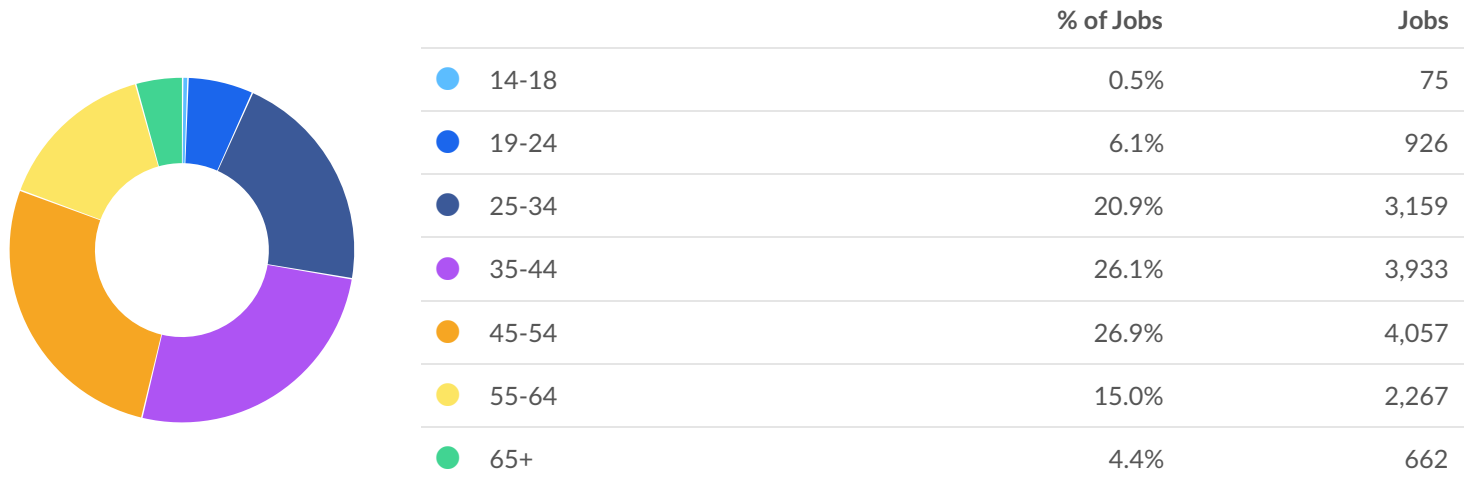


Gender Diversity

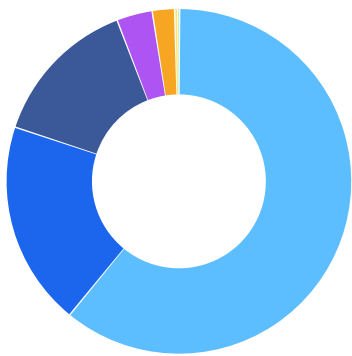
Gender diversity is about average in your area. The national average for an area this size is 12,398* female employees, while there are 12,170 here.

*National average values are derived by taking the national value for your occupations and scaling it down to account for the difference in overall workforce size between the nation and your area. In other words, the values represent the national average adjusted for region size.

Occupation Age Breakdown

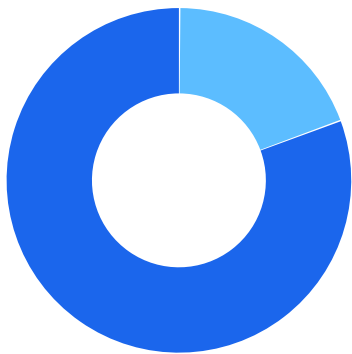


Occupation Race/Ethnicity Breakdown



	% of Jobs	Jobs
Asian	60.8%	9,174
White	19.2%	2,891
Hispanic or Latino	14.1%	2,123
Black or African American	3.3%	505
Two or More Races	2.1%	314
Native Hawaiian or Other Pacific Islander	0.3%	45
American Indian or Alaska Native	0.2%	26

Occupation Gender Breakdown



	% of Jobs	Jobs
Males	19.3%	2,909
Females	80.7%	12,170

Occupational Programs



17 Programs

Of the programs that can train for this job, 17 have produced completions in the last 5 years.



1,963 Completions (2021)











The completions from all regional institutions for all degree types.



3,690 Openings (2021)

The average number of openings for an occupation in the region is 735.

CIP Code	Top Programs	Completions (2021)
12.0401	Cosmetology/Cosmetologist, General	458
52.0801	Finance, General	325
30.9999	Multi-/Interdisciplinary Studies, Other	242
50.0501	Drama and Dramatics/Theatre Arts, General	235
12.0409	Aesthetician/Esthetician and Skin Care Specialist	222
12.0402	Barbering/Barber	141
12.0408	Facial Treatment Specialist/Facialist	93
12.0410	Nail Technician/Specialist and Manicurist	86
52.0305	Accounting and Business/Management	39
12.0406	Make-Up Artist/Specialist	32

Top Schools	Completions (2021)	
Santa Clara University	208	
Cinta Aveda Institute	170	
University of California-Berkeley	167	
International College of Cosmetology	110	
The Salon Professional Academy-San Jose	106	
University of San Francisco	102	
San Jose City College	98	
J D Academy of Salon and Spa	93	
San Francisco Institute of Esthetics & Cosmetology Inc	92	
Moler Barber College	78	

Appendix A - Data Sources and Calculations

Location Quotient

Location quotient (LQ) is a way of quantifying how concentrated a particular industry, cluster, occupation, or demographic group is in a region as compared to the nation. It can reveal what makes a particular region unique in comparison to the national average.

Occupation Data

Emsi occupation employment data are based on final Emsi industry data and final Emsi staffing patterns. Wage estimates are based on Occupational Employment Statistics (QCEW and Non-QCEW Employees classes of worker) and the American Community Survey (Self-Employed and Extended Proprietors). Occupational wage estimates are also affected by county-level Emsi earnings by industry.

Staffing Patterns Data

The staffing pattern data in this report are compiled from several sources using a specialized process. For QCEW and Non-QCEW Employees classes of worker, sources include Occupational Employment Statistics, the National Industry-Occupation Employment Matrix, and the American Community Survey. For the Self-Employed and Extended Proprietors classes of worker, the primary source is the American Community Survey, with a small amount of information from Occupational Employment Statistics.

Cost of Living Data

Emsi's cost of living data is based on the Cost of Living Index published by the Council for Community and Economic Research (C2ER).

Lightcast Job Postings

Job postings are collected from various sources and processed/enriched to provide information such as standardized company name, occupation, skills, and geography.

Institution Data

The institution data in this report is taken directly from the national IPEDS database published by the U.S. Department of Education's National Center for Education Statistics.