

Alumni Analysis

There are 93 alumni represented

Active Selections

Institution	Canada College,College of San Mateo,Skyline College
Program of Study	Registered Nursing/Registered Nurse (51.3801)
Degree Level	All
Year of Graduation	2015-2021

68%

Percent reporting employment within a year of graduation.

Source: Burning Glass Analysis of Social Profiles

70%

Percent employed **in their field of study** within a year of graduation ⓘ

Source: Burning Glass Analysis of Social Profiles








72%

Percent currently working in field of study

Source: Burning Glass Analysis of Social Profiles

Top Current Occupations

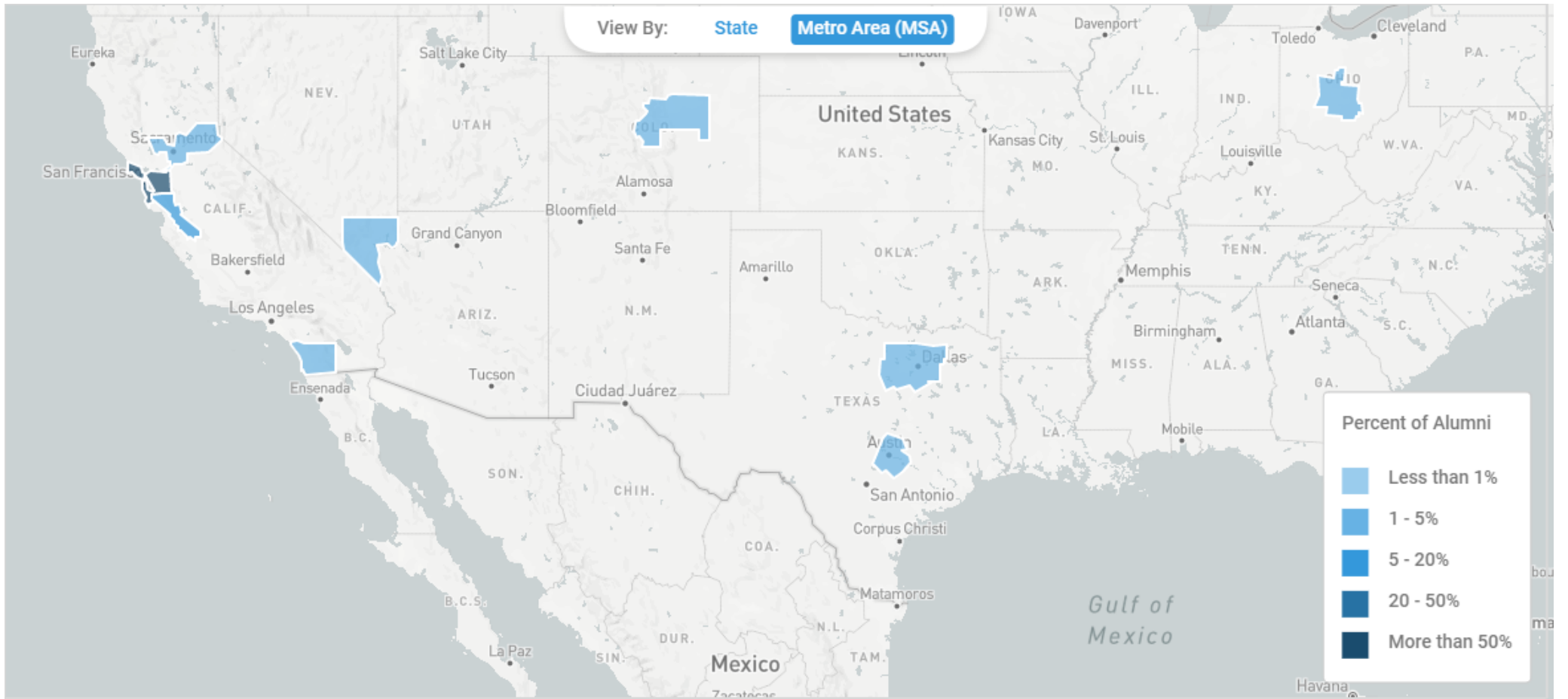
Currently displaying: Burning Glass, Occupation

Alumni Current Occupation	Percent Of Alumni Working In Occupation
Registered Nurse 	53.2%
Intensive / Critical Care Nurse 	3.8%
Healthcare Administrator 	3.8%
Nanny / Babysitter 	2.5%
Account Manager / Representative	1.3%
Recreation / Activities Worker	1.3%
Medical Assistant 	1.3%
Researcher / Research Associate 	1.3%
General Manager	1.3%
Nursing Manager / Supervisor 	1.3%



= occupation is within alumni's field of study

Current Place of Residence



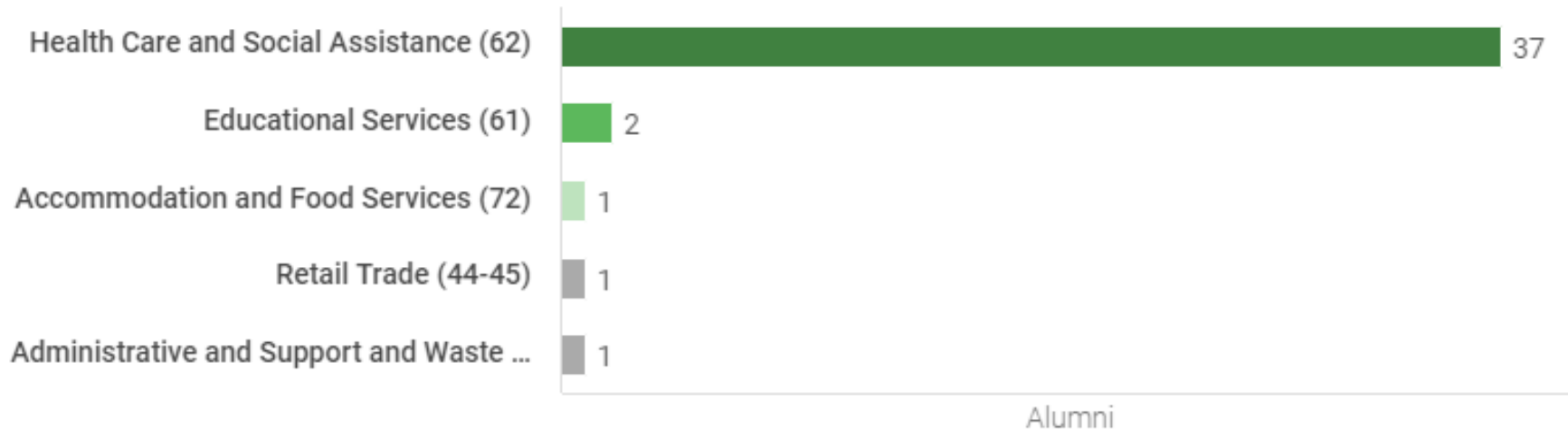
92%
In-State

6%
Out-of-State (US)

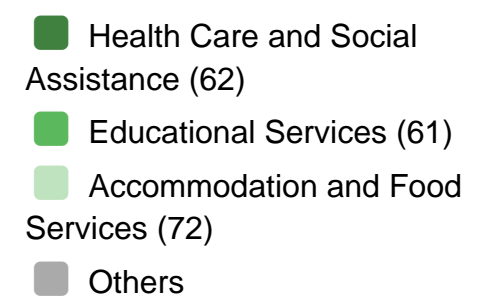
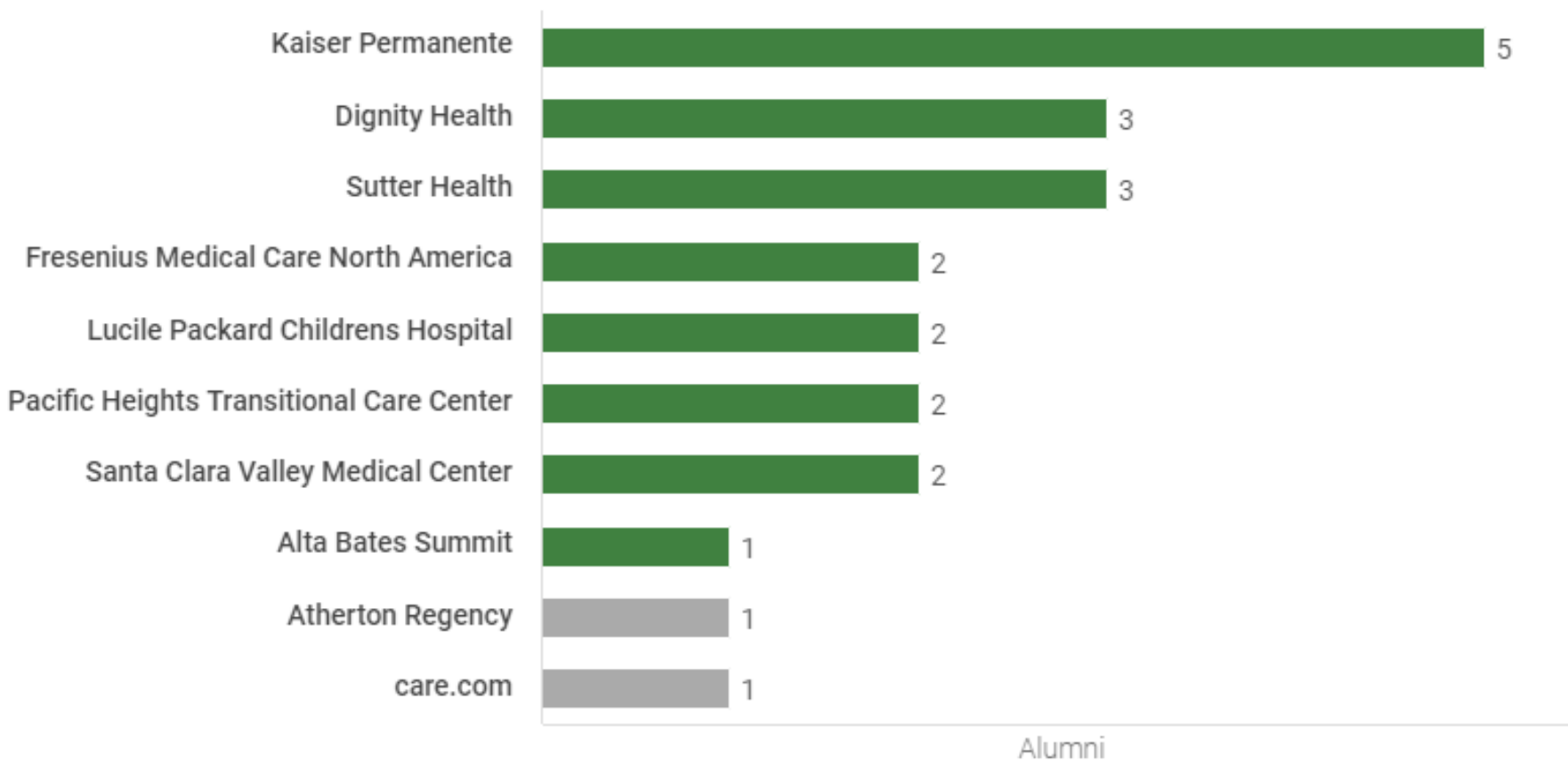
0%
International

Top Industries

Currently displaying: 2-digit NAICS



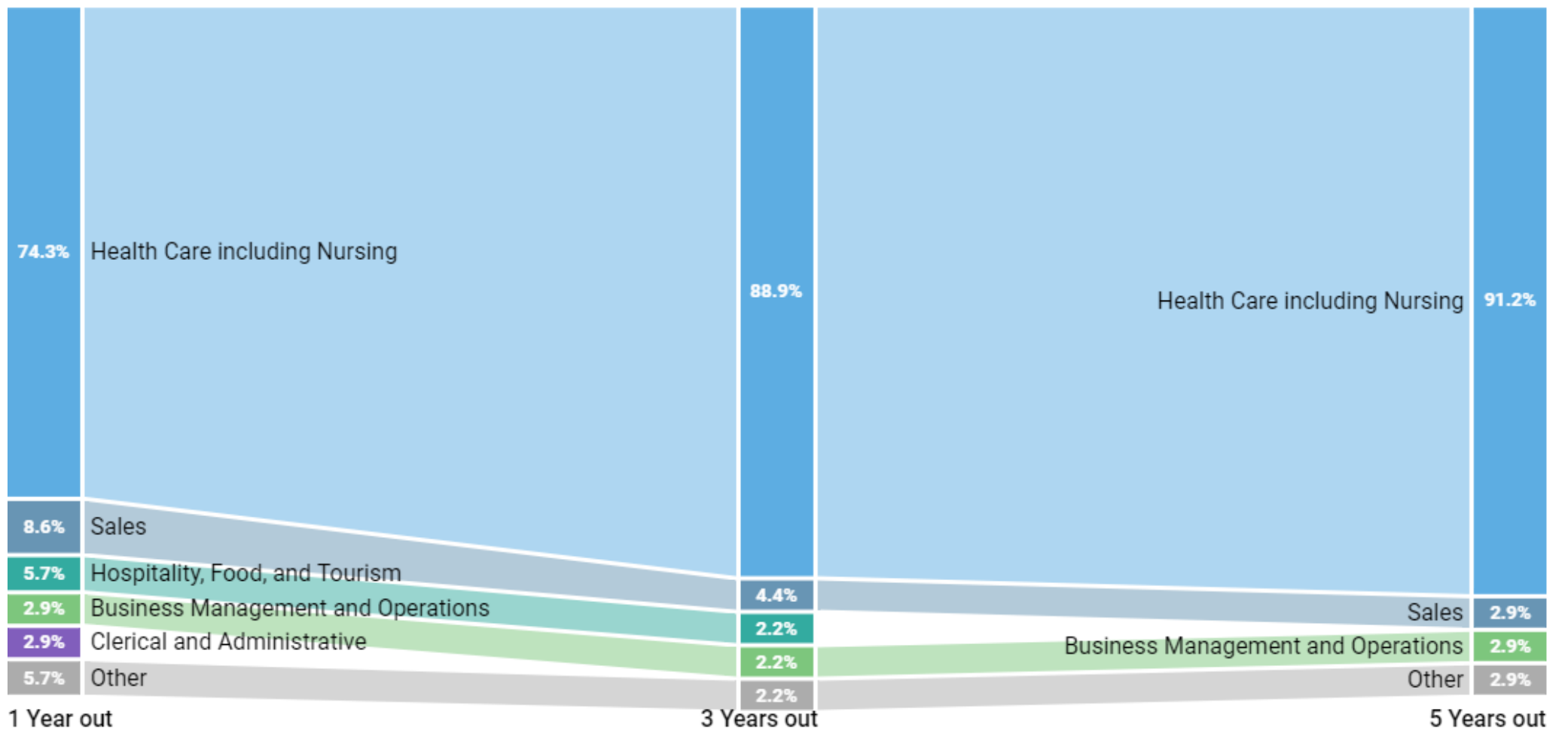
Top Employers



Career Outcomes - Overview

Currently displaying: Burning Glass

This chart shows the occupation families that alumni were employed in at 1, 3, and 5 years after graduation.




Further Education

Out of 93 alumni tracked, 45% pursued further education. These charts allow you to view the degree levels and programs pursued as well as which institutions alumni attended.

Degree Level



Program of Study



Institution

Institution	Number of Alumni
California State University-East Bay	9 (21.4%)
Grand Canyon University	5 (11.9%)
San Jose State University	5 (11.9%)
The University of Texas at Arlington	4 (9.5%)
Western Governors University	4 (9.5%)
San Francisco State University	2 (4.8%)
University of San Francisco	1 (2.4%)
University of Colorado Denver/Anschutz Medical Campus	1 (2.4%)
Mercy College of Health Sciences	1 (2.4%)
Ohio University-Main Campus	1 (2.4%)

Alumni Analysis

There are 87 alumni represented

Active Selections

Institution	College of San Mateo
Program of Study	Registered Nursing/Registered Nurse (51.3801)
Degree Level	All
Year of Graduation	2015-2021

70%

Percent reporting employment within a year of graduation.

Source: Burning Glass Analysis of Social Profiles

77%

Percent employed **in their field of study** within a year of graduation ⓘ

Source: Burning Glass Analysis of Social Profiles


74%

Percent currently working in field of study

Source: Burning Glass Analysis of Social Profiles

Top Current Occupations

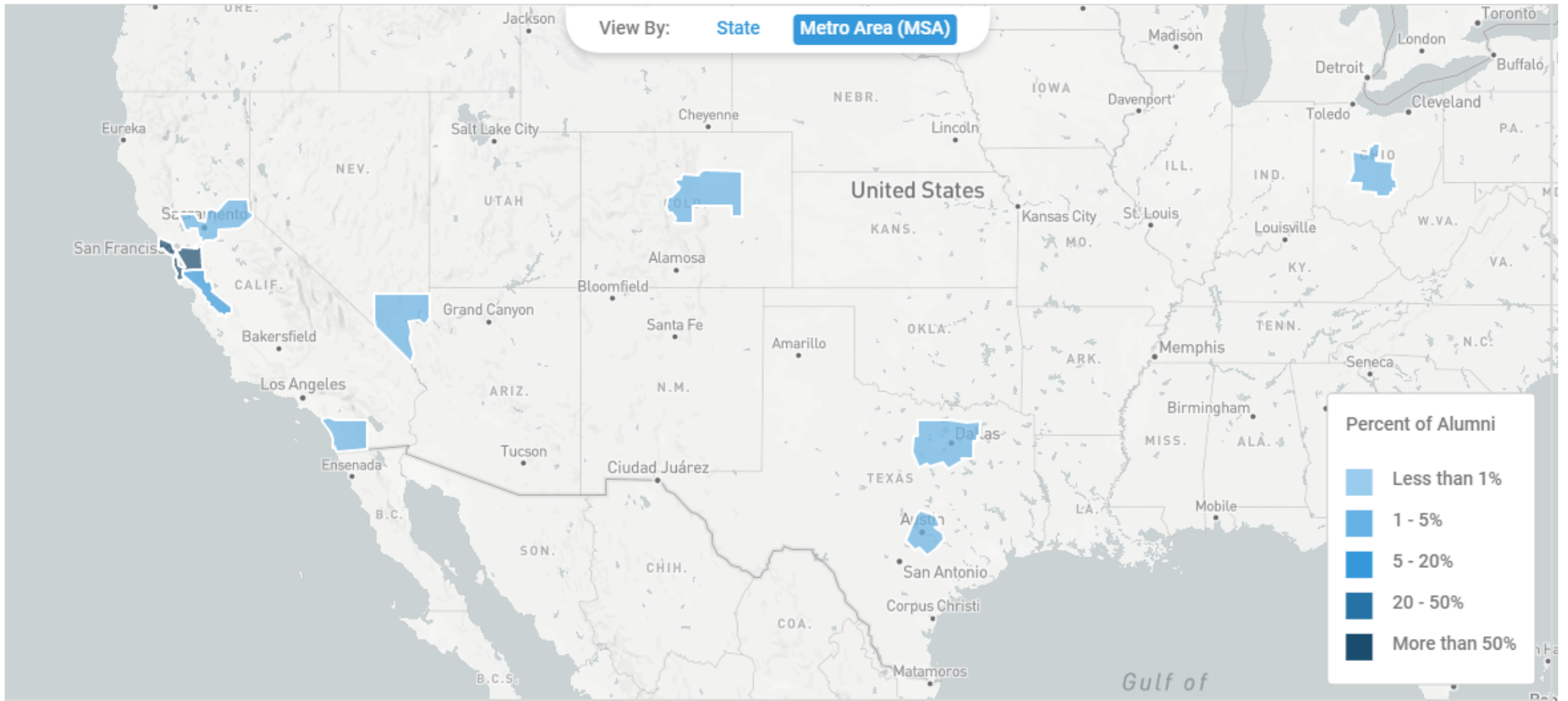
Currently displaying: Burning Glass, Occupation

Alumni Current Occupation	Percent Of Alumni Working In Occupation
Registered Nurse 	55.4%
Healthcare Administrator 	4.1%
Intensive / Critical Care Nurse 	2.7%
Nanny / Babysitter 	2.7%
Account Manager / Representative	1.4%
Medical Assistant 	1.4%
Researcher / Research Associate 	1.4%
General Manager	1.4%
Cashier	1.4%
Nursing Manager / Supervisor 	1.4%



= occupation is within alumni's field of study

Current Place of Residence




93%
In-State

6%
Out-of-State (US)

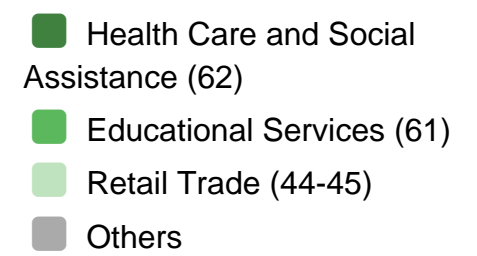
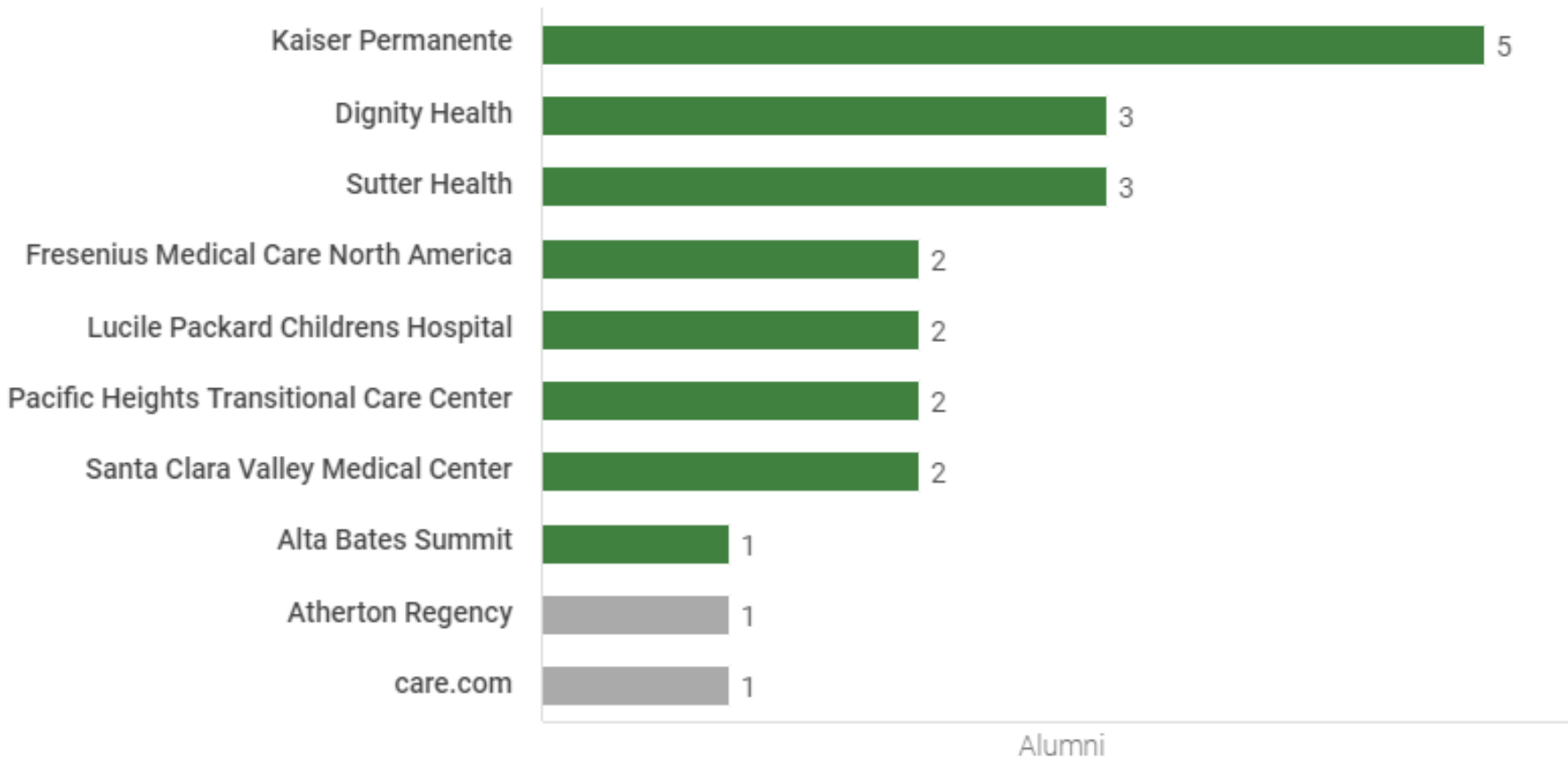
0%
International

Top Industries

Currently displaying: 2-digit NAICS



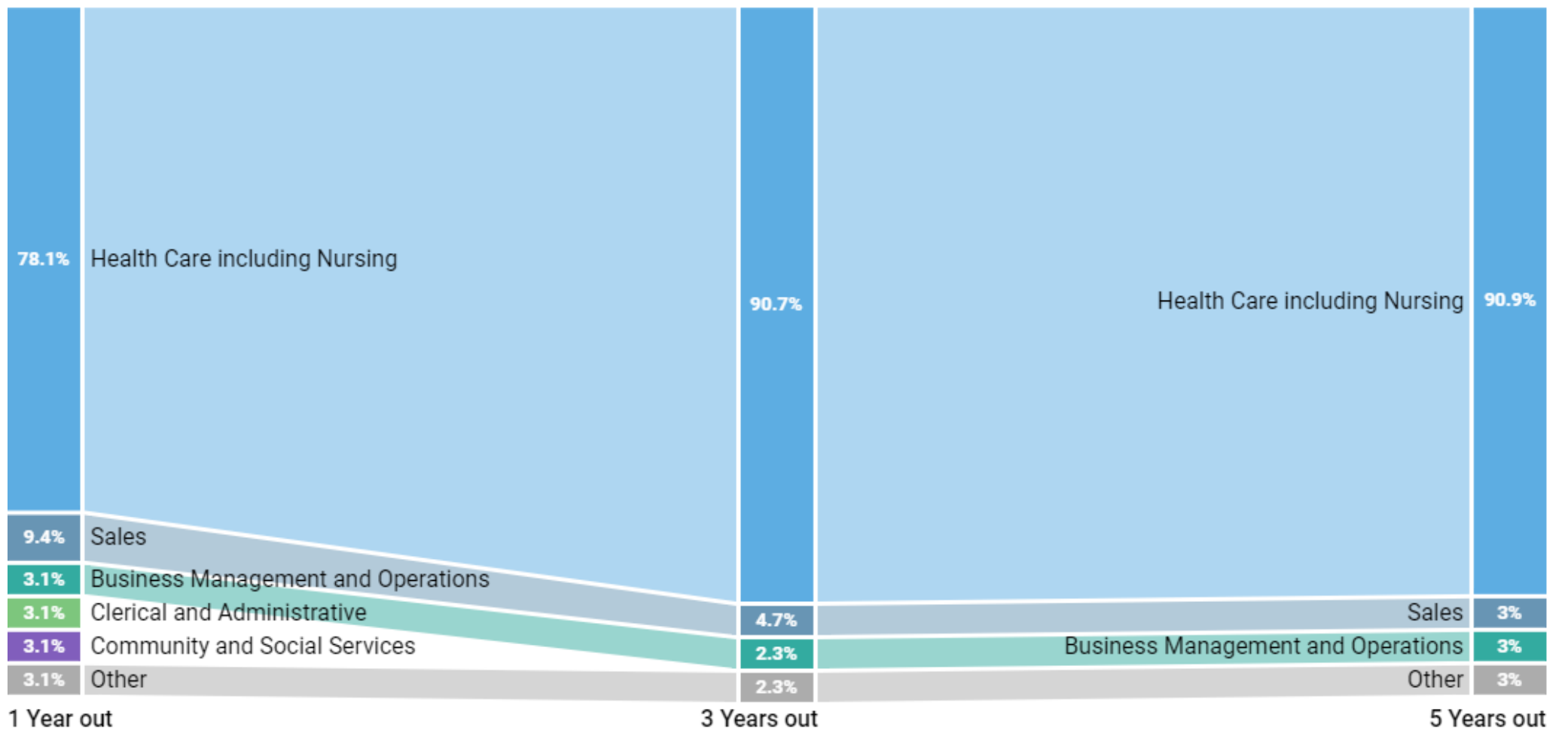
Top Employers



Career Outcomes - Overview

Currently displaying: Burning Glass

This chart shows the occupation families that alumni were employed in at 1, 3, and 5 years after graduation.




Further Education

Out of 87 alumni tracked, 48% pursued further education. These charts allow you to view the degree levels and programs pursued as well as which institutions alumni attended.

Degree Level



Program of Study



Institution

Institution	Number of Alumni
California State University-East Bay	9 (21.4%)
Grand Canyon University	5 (11.9%)
San Jose State University	5 (11.9%)
The University of Texas at Arlington	4 (9.5%)
Western Governors University	4 (9.5%)
San Francisco State University	2 (4.8%)
University of San Francisco	1 (2.4%)
University of Colorado Denver/Anschutz Medical Campus	1 (2.4%)
Mercy College of Health Sciences	1 (2.4%)
Ohio University-Main Campus	1 (2.4%)