

## Alumni Analysis

There are 101 alumni represented

### Active Selections

Institution	Canada College, College of San Mateo, Skyline College
Program of Study	Marketing (52.14), General Sales, Merchandising and Related Marketing Operations (52.18), Specialized Sales, Merchandising and Marketing Operations (52.19), Business, Management, Marketing, and Related Support Services, Other (52.99)
Degree Level	All
Year of Graduation	2015-2021

61%

Percent reporting employment within a year of graduation.

Source: Burning Glass Analysis of Social Profiles

61%

Percent employed **in their field of study** within a year of graduation ⓘ

Source: Burning Glass Analysis of Social Profiles

69%

Percent currently working in field of study

Source: Burning Glass Analysis of Social Profiles

## Top Current Occupations

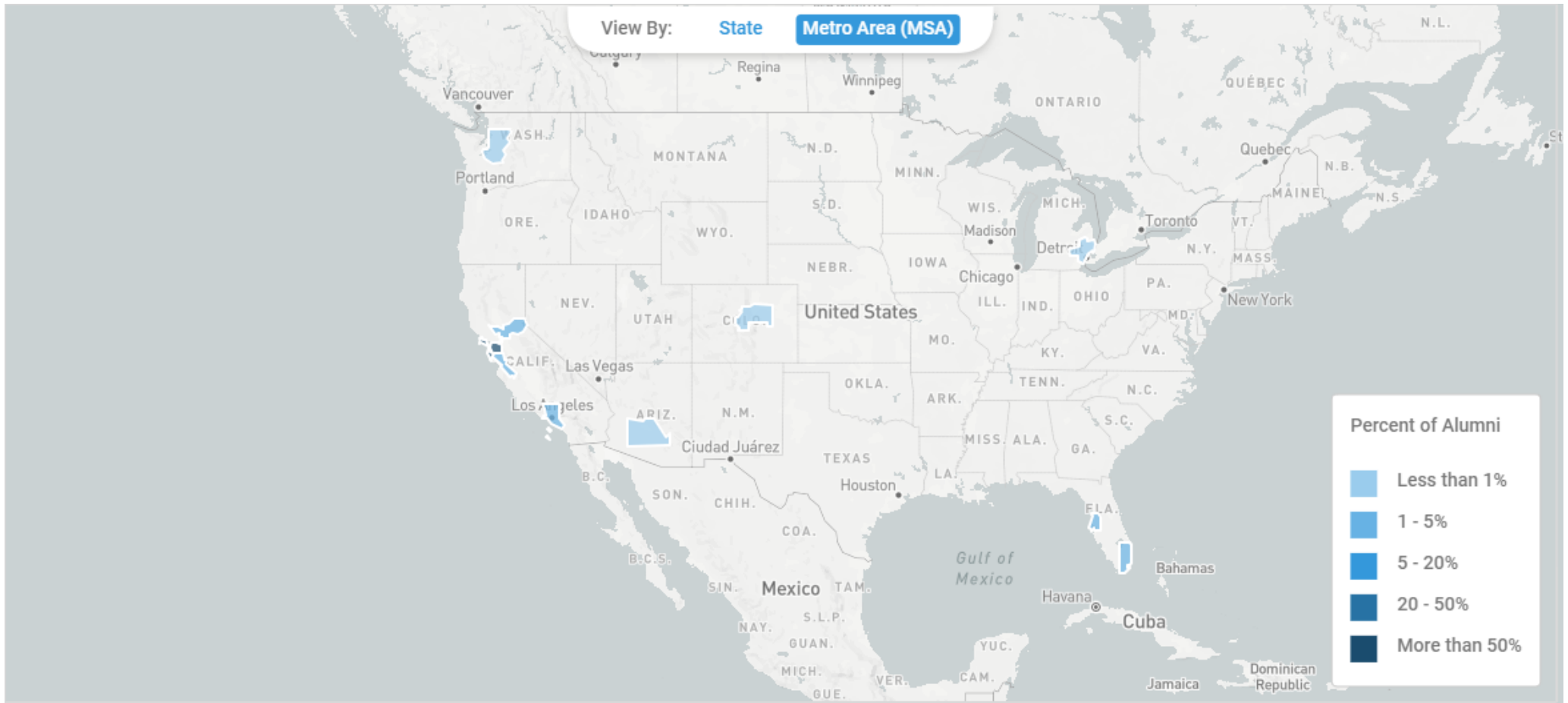
Currently displaying: Burning Glass, Occupation

Alumni Current Occupation	Percent Of Alumni Working In Occupation
Office / Administrative Assistant	6.1%
Customer Service Representative	4.9%
Sales Representative	3.7%
Retail Store Manager / Supervisor	3.7%
General Manager	2.4%
Receptionist	2.4%
Business / Management Analyst	2.4%
Operations Manager / Supervisor	2.4%
Marketing Specialist	2.4%
Retail Sales Associate	2.4%



= occupation is within alumni's field of study

# Current Place of Residence



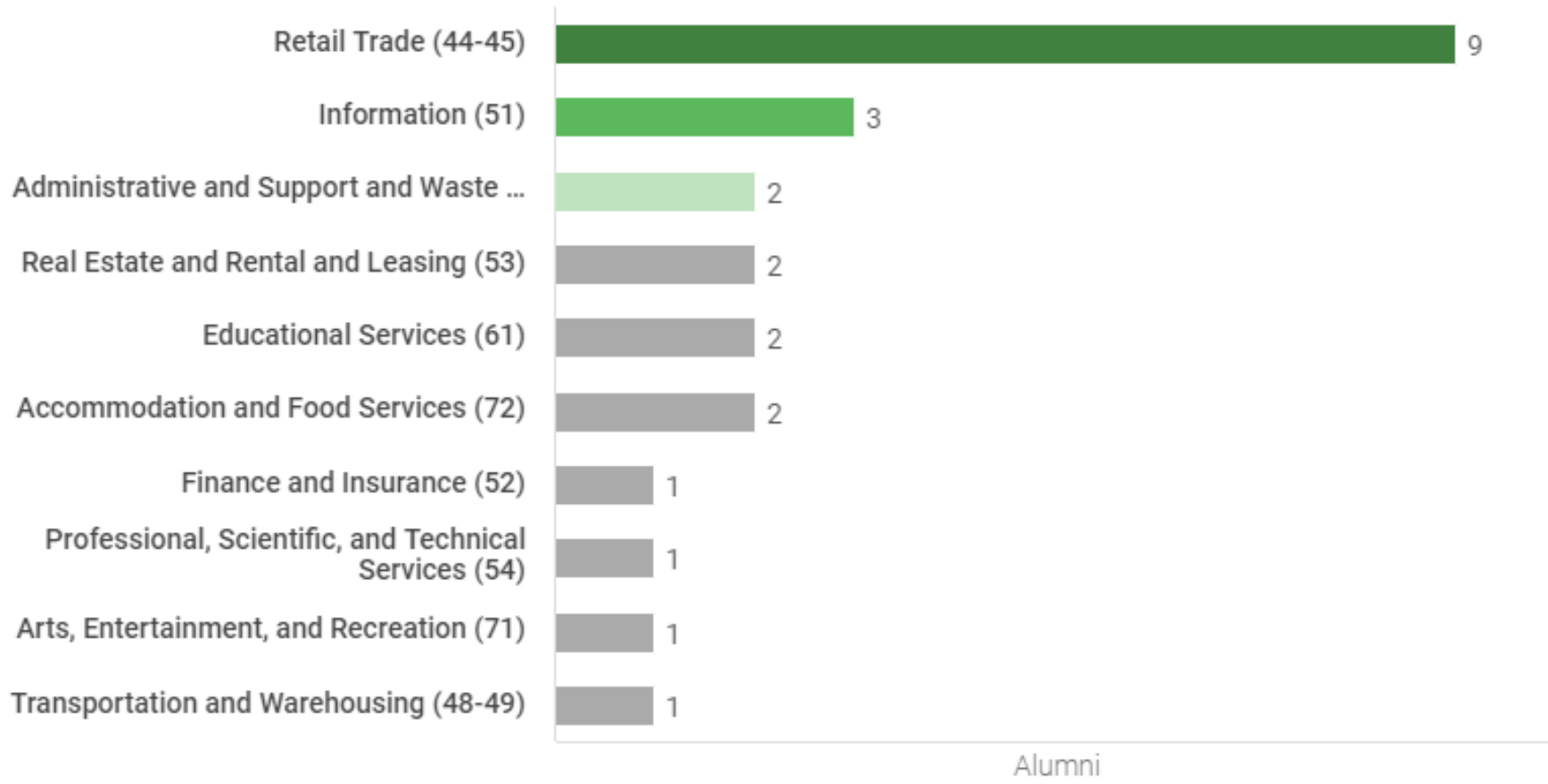
85%  
In-State

9%  
Out-of-State (US)

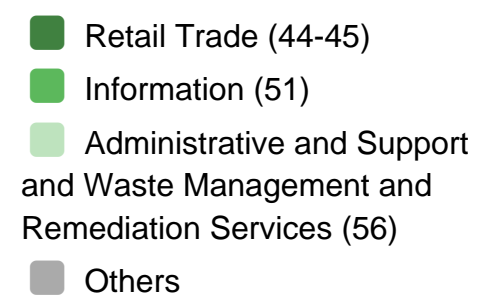
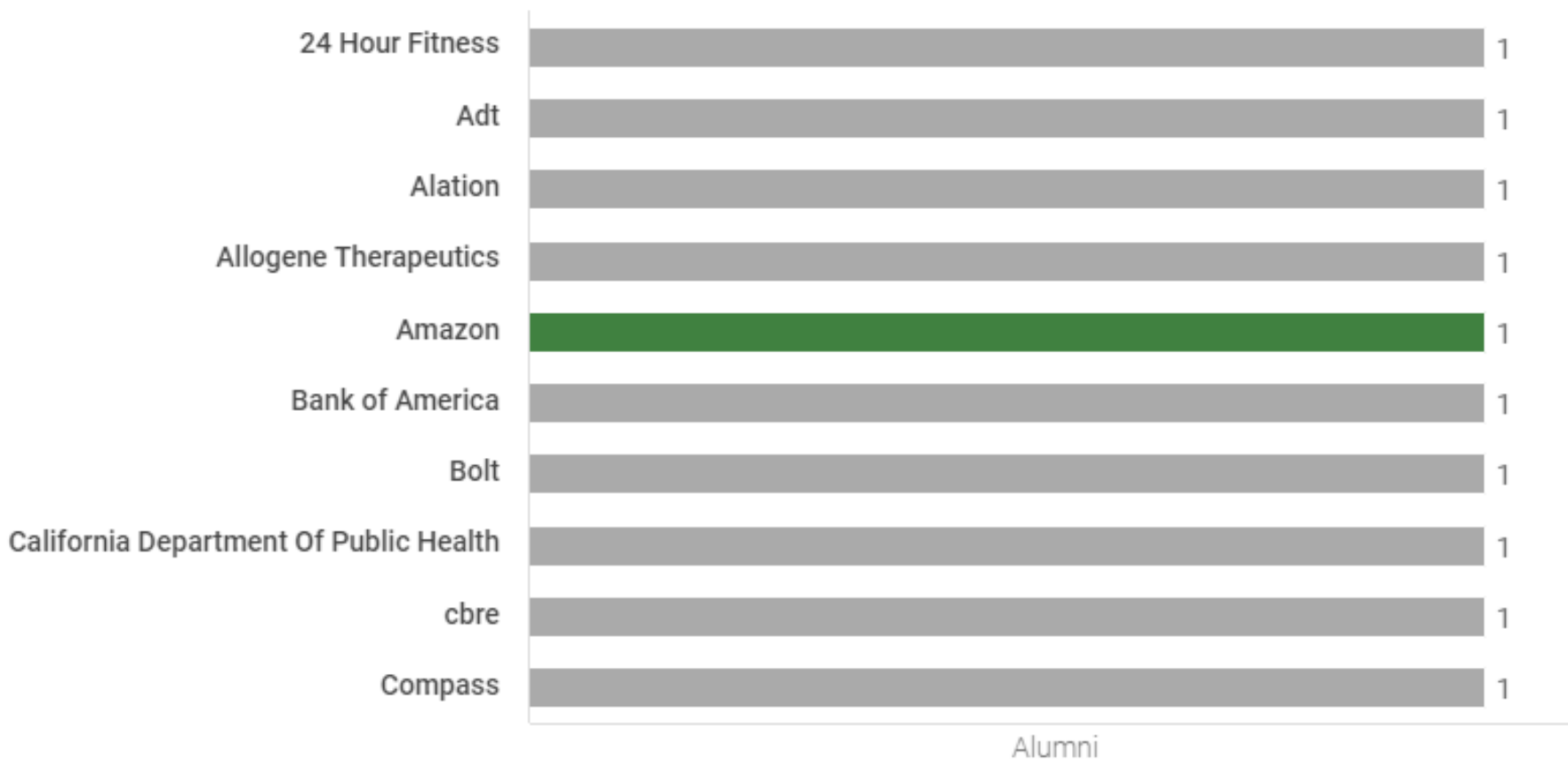
5%  
International

## Top Industries

Currently displaying: 2-digit NAICS



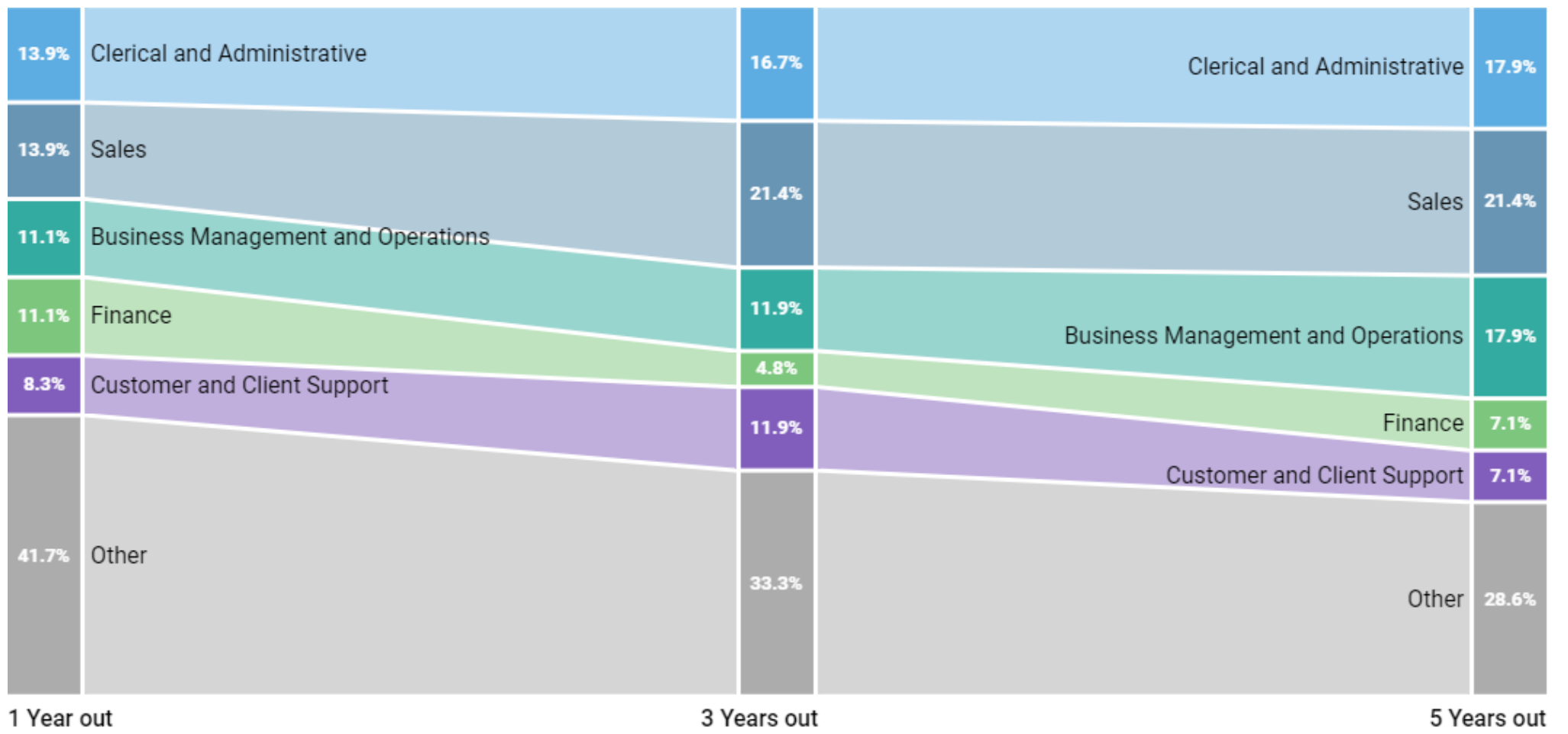
## Top Employers



## Career Outcomes - Overview

Currently displaying: Burning Glass

This chart shows the occupation families that alumni were employed in at 1, 3, and 5 years after graduation.



## Further Education

Out of 101 alumni tracked, 25% pursued further education. These charts allow you to view the degree levels and programs pursued as well as which institutions alumni attended.

## Degree Level



## Program of Study



## Institution

Institution	Number of Alumni
San Francisco State University	10 (40.0%)
San Jose State University	4 (16.0%)
Grand Canyon University	1 (4.0%)
California State Polytechnic University-Pomona	1 (4.0%)
University of California-Davis	1 (4.0%)
FIDM-Fashion Institute of Design & Merchandising-Los Angeles	1 (4.0%)
University of San Francisco	1 (4.0%)
Skyline College	1 (4.0%)
Sonoma State University	1 (4.0%)
The New School	1 (4.0%)

## Alumni Analysis

There are 38 alumni represented

### Active Selections

Institution	College of San Mateo
Program of Study	Marketing (52.14), Business, Management, Marketing, and Related Support Services, Other (52.99)
Degree Level	All
Year of Graduation	2015-2021

57%

Percent reporting employment within a year of graduation.

Source: Burning Glass Analysis of Social Profiles

59%

Percent employed **in their field of study** within a year of graduation ⓘ

Source: Burning Glass Analysis of Social Profiles

74%

Percent currently working in field of study

Source: Burning Glass Analysis of Social Profiles

## Top Current Occupations

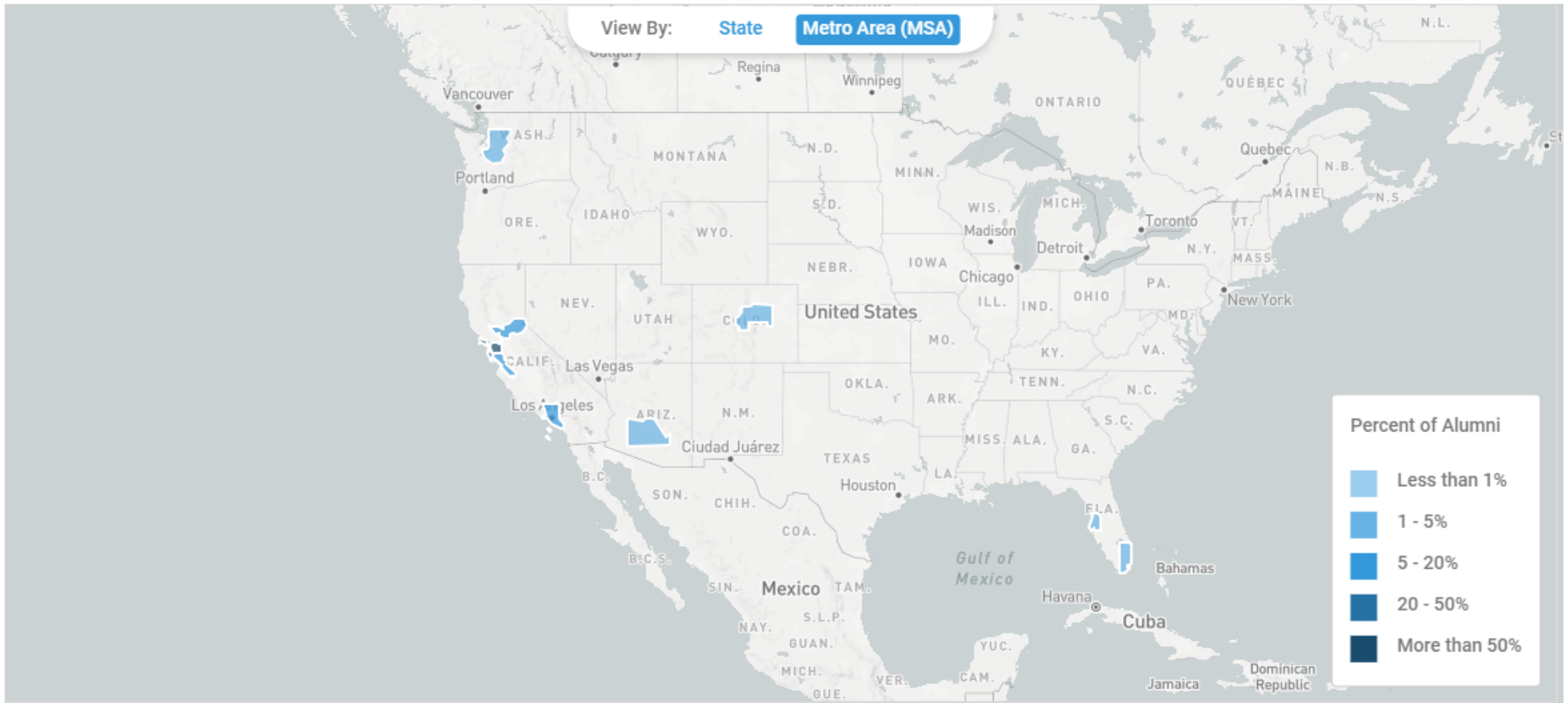
Currently displaying: Burning Glass, Occupation

Alumni Current Occupation	Percent Of Alumni Working In Occupation
Business / Management Analyst	6.3%
Retail Store Manager / Supervisor	6.3%
Office / Administrative Assistant	3.1%
Waiter / Waitress	3.1%
Sales Representative	3.1%
Interior Designer	3.1%
Medical Assistant	3.1%
Business Development / Sales Manager	3.1%
Software QA Engineer / Tester	3.1%
Mental Health / Psychiatric Technician	3.1%



= occupation is within alumni's field of study

# Current Place of Residence



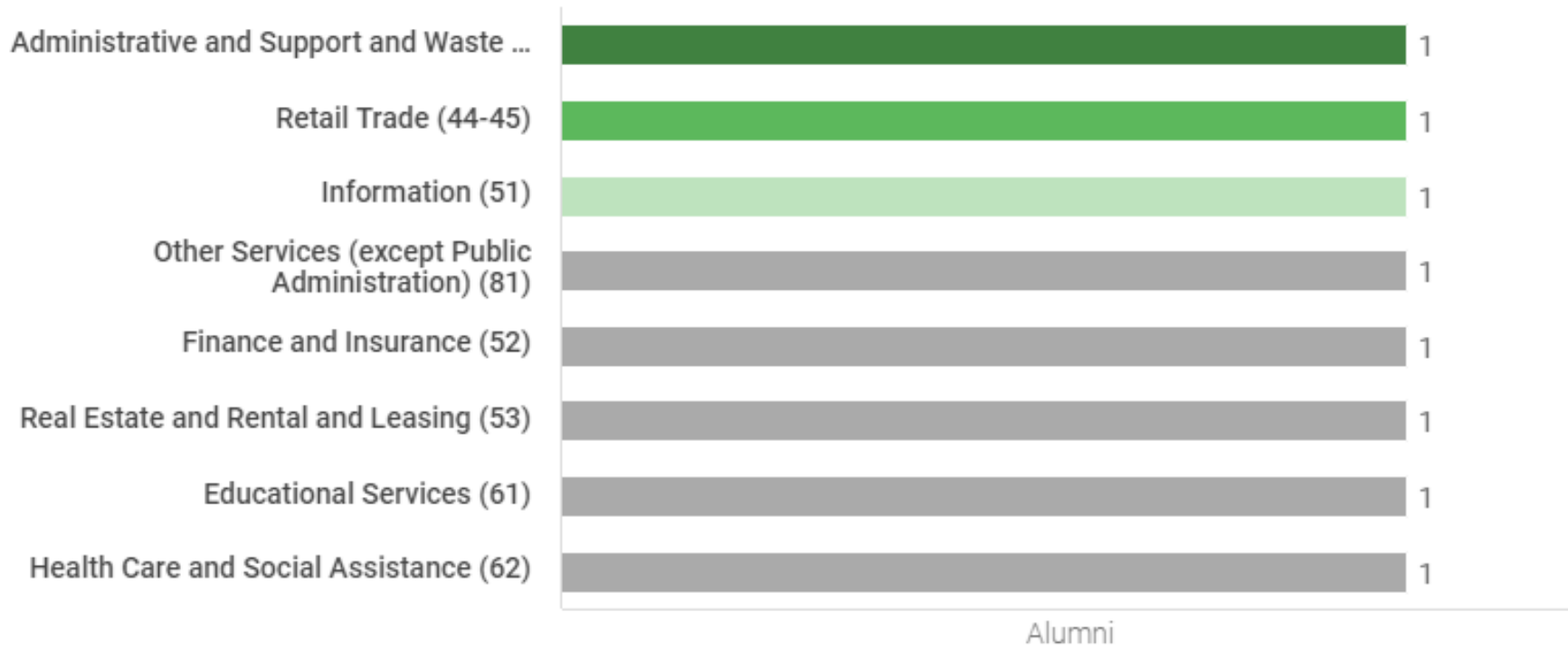
79%  
In-State

13%  
Out-of-State (US)

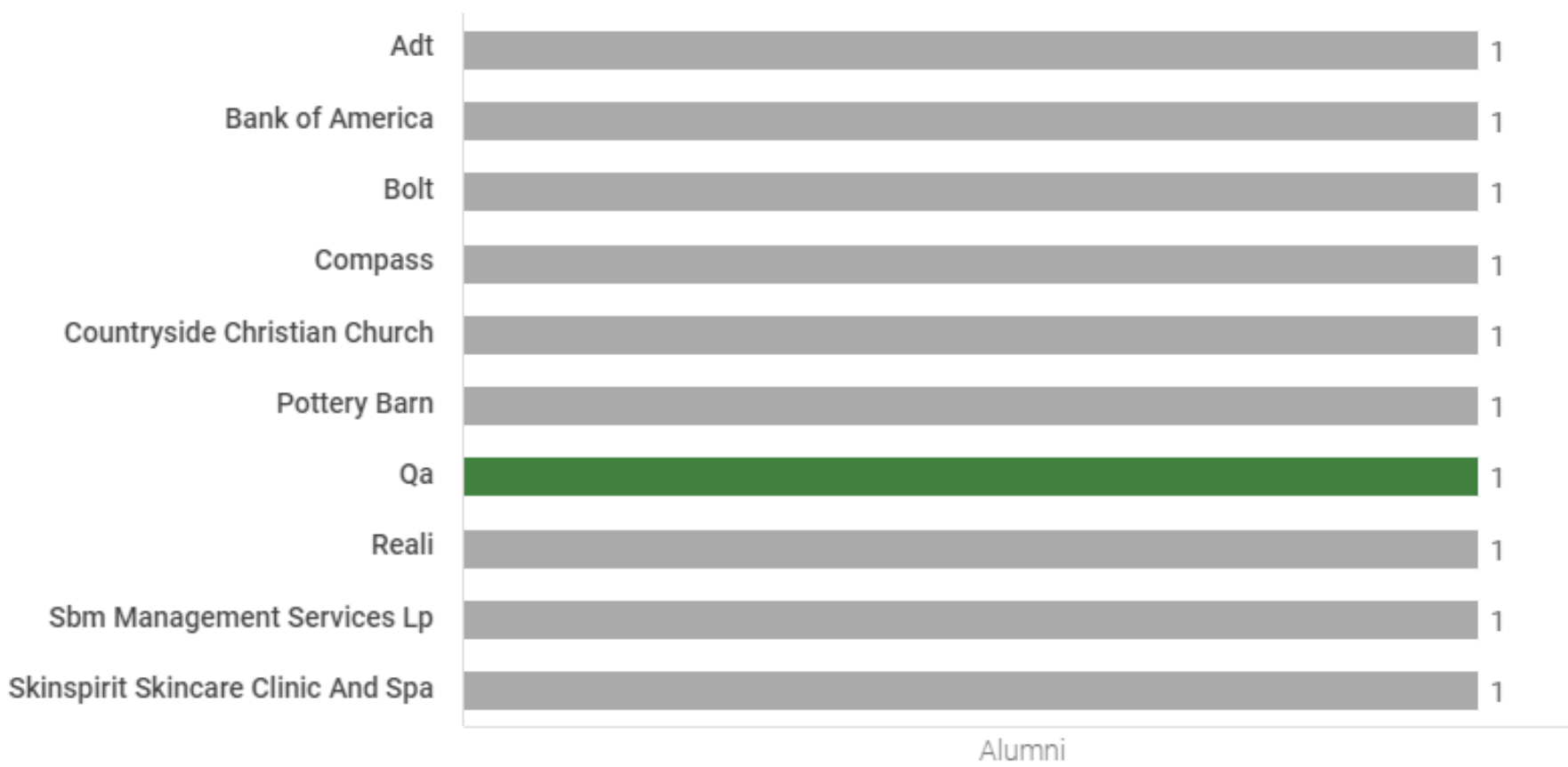
5%  
International

## Top Industries

Currently displaying: 2-digit NAICS



## Top Employers



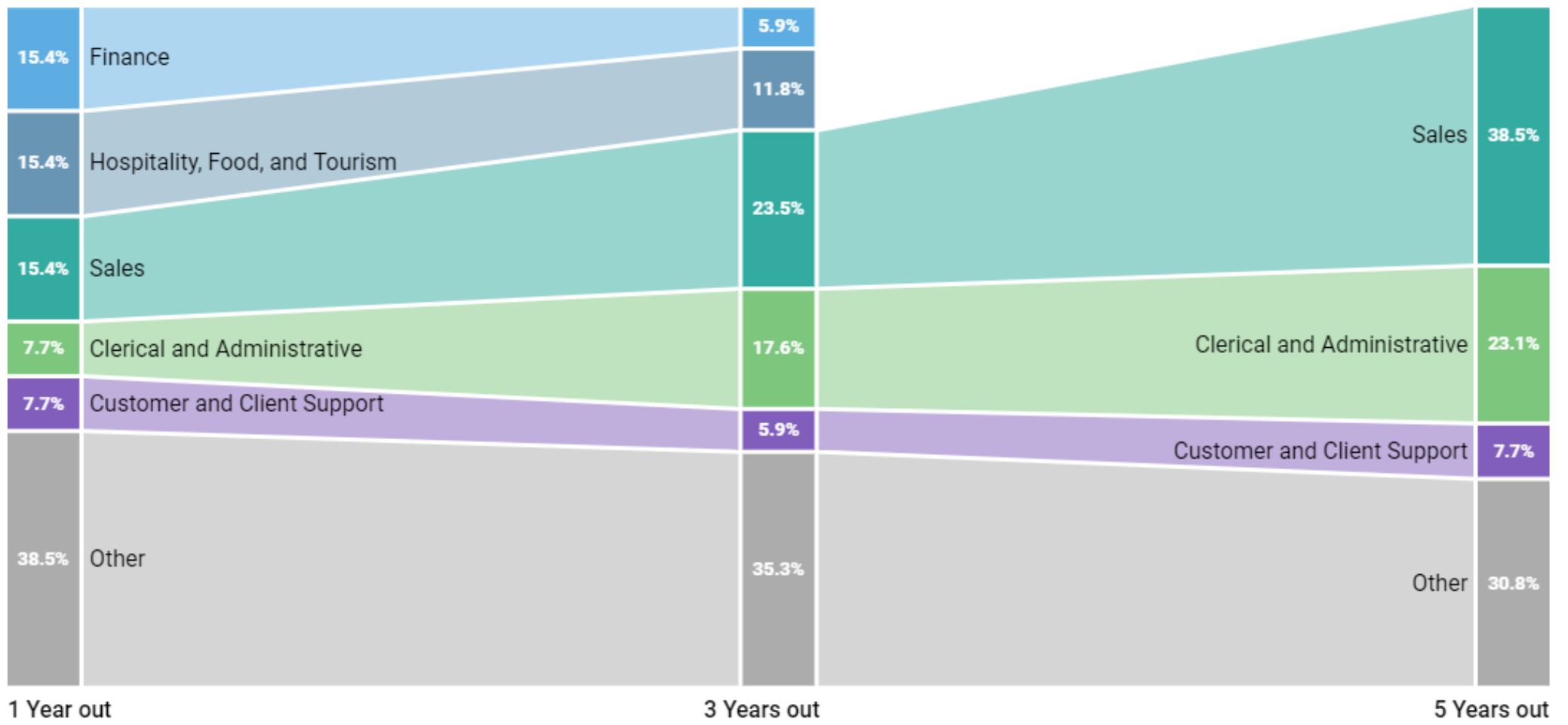
- Administrative and Support and Waste Management and Remediation Services (56)
- Retail Trade (44-45)
- Information (51)
- Others



## Career Outcomes - Overview

Currently displaying: Burning Glass

This chart shows the occupation families that alumni were employed in at 1, 3, and 5 years after graduation.



## Further Education

Out of 38 alumni tracked, 21% pursued further education. These charts allow you to view the degree levels and programs pursued as well as which institutions alumni attended.

### Degree Level

6 (75%)  
Bachelor's Degree

### Program of Study

6 (75%)  
Business, Management, Marketing, and Related Support Services (52)

### Institution

Institution	Number of Alumni
San Jose State University	3 (37.5%)
California State Polytechnic University-Pomona	1 (12.5%)
Sonoma State University	1 (12.5%)
The New School	1 (12.5%)

## Alumni Analysis

There are 36 alumni represented

### Active Selections

Institution	Skyline College
Program of Study	Marketing (52.14), Business, Management, Marketing, and Related Support Services, Other (52.99)
Degree Level	All
Year of Graduation	2015-2021

60%

Percent reporting employment within a year of graduation.

Source: Burning Glass Analysis of Social Profiles

52%

Percent employed **in their field of study** within a year of graduation ⓘ

Source: Burning Glass Analysis of Social Profiles

71%

Percent currently working in field of study

Source: Burning Glass Analysis of Social Profiles

## Top Current Occupations

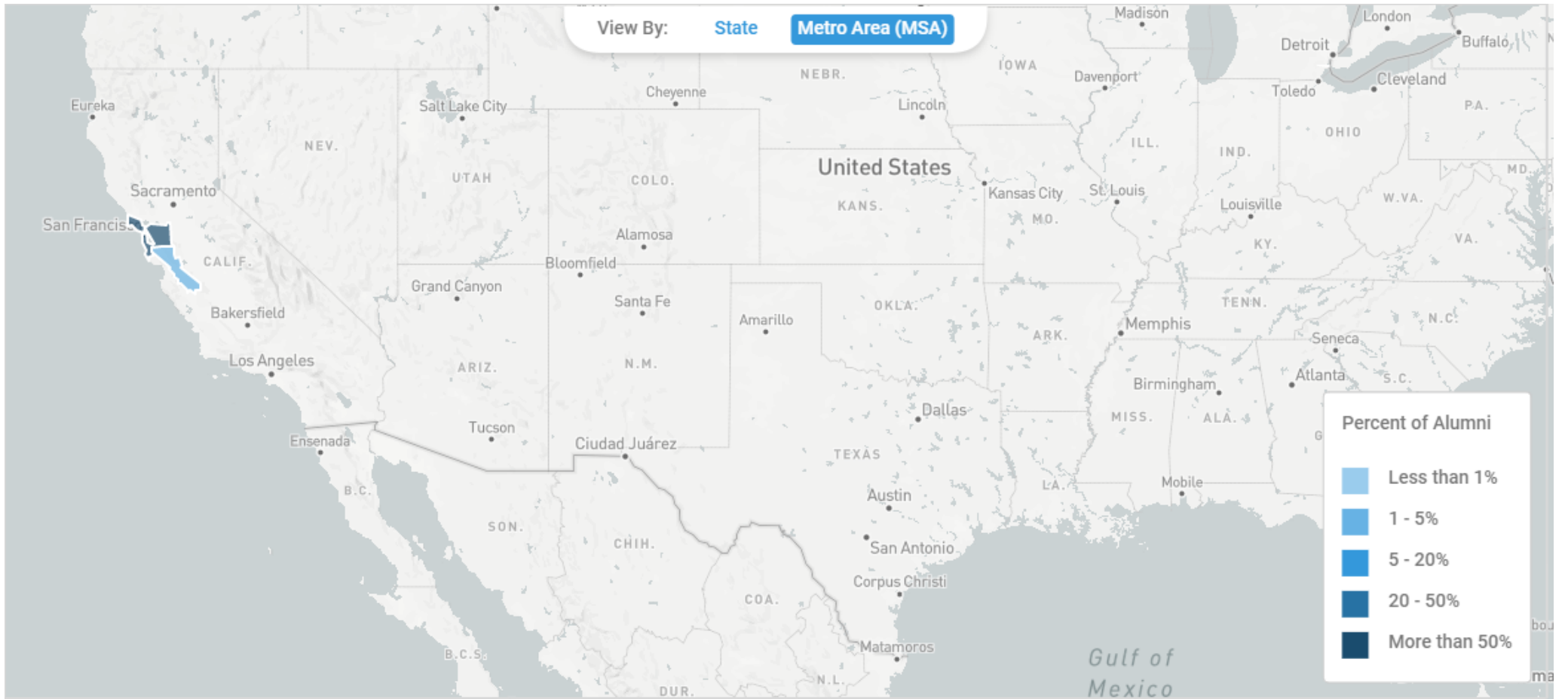
Currently displaying: Burning Glass, Occupation

Alumni Current Occupation	Percent Of Alumni Working In Occupation
Office / Administrative Assistant	7.1%
Sales Representative	7.1%
Marketing Specialist	7.1%
Customer Service Representative	7.1%
Retail Sales Associate	7.1%
Computer Support Specialist	3.6%
College / University Administrator	3.6%
Engineering Manager	3.6%
Construction Manager	3.6%
Customs Broker	3.6%



= occupation is within alumni's field of study

# Current Place of Residence



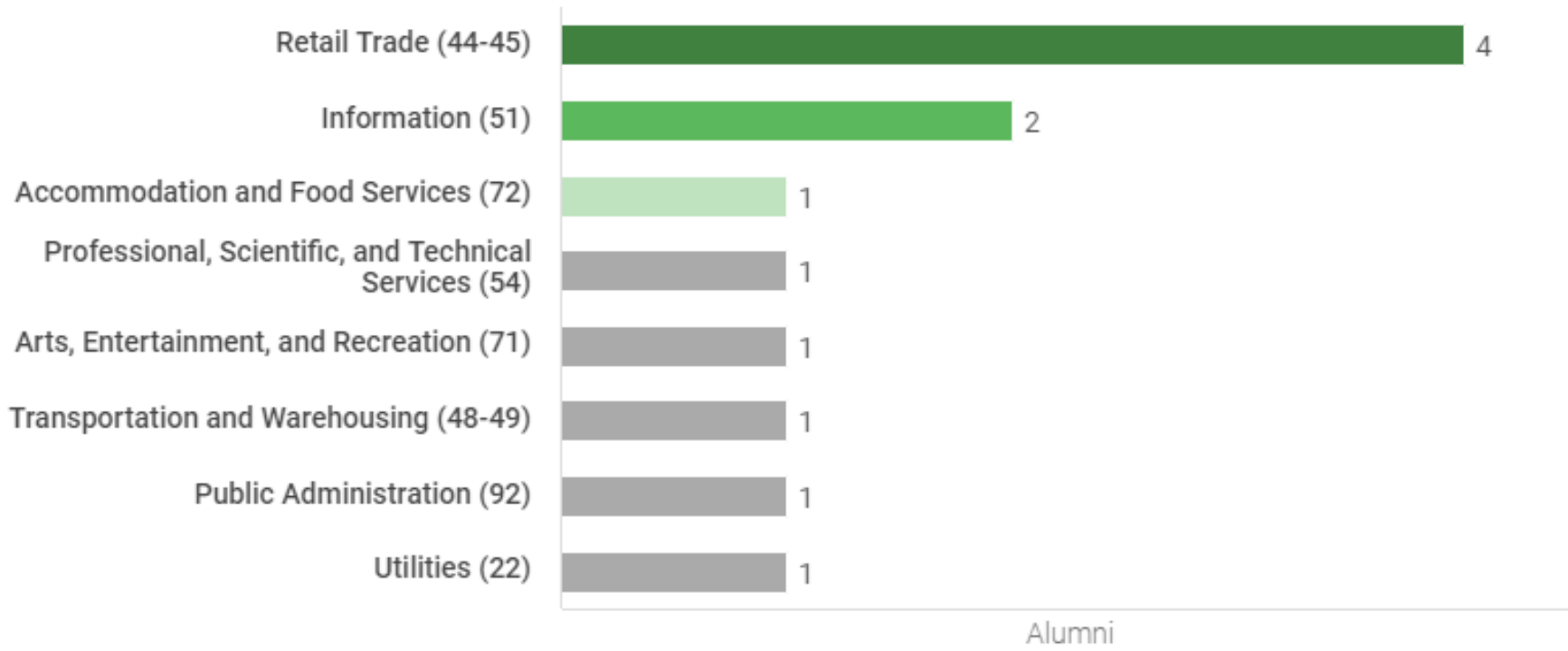
92%  
In-State

8%  
Out-of-State (US)

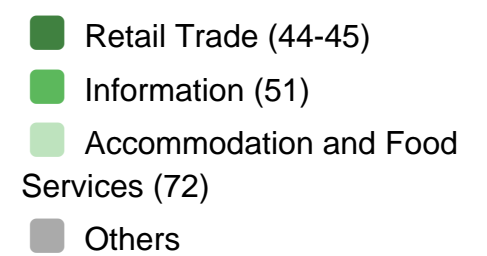
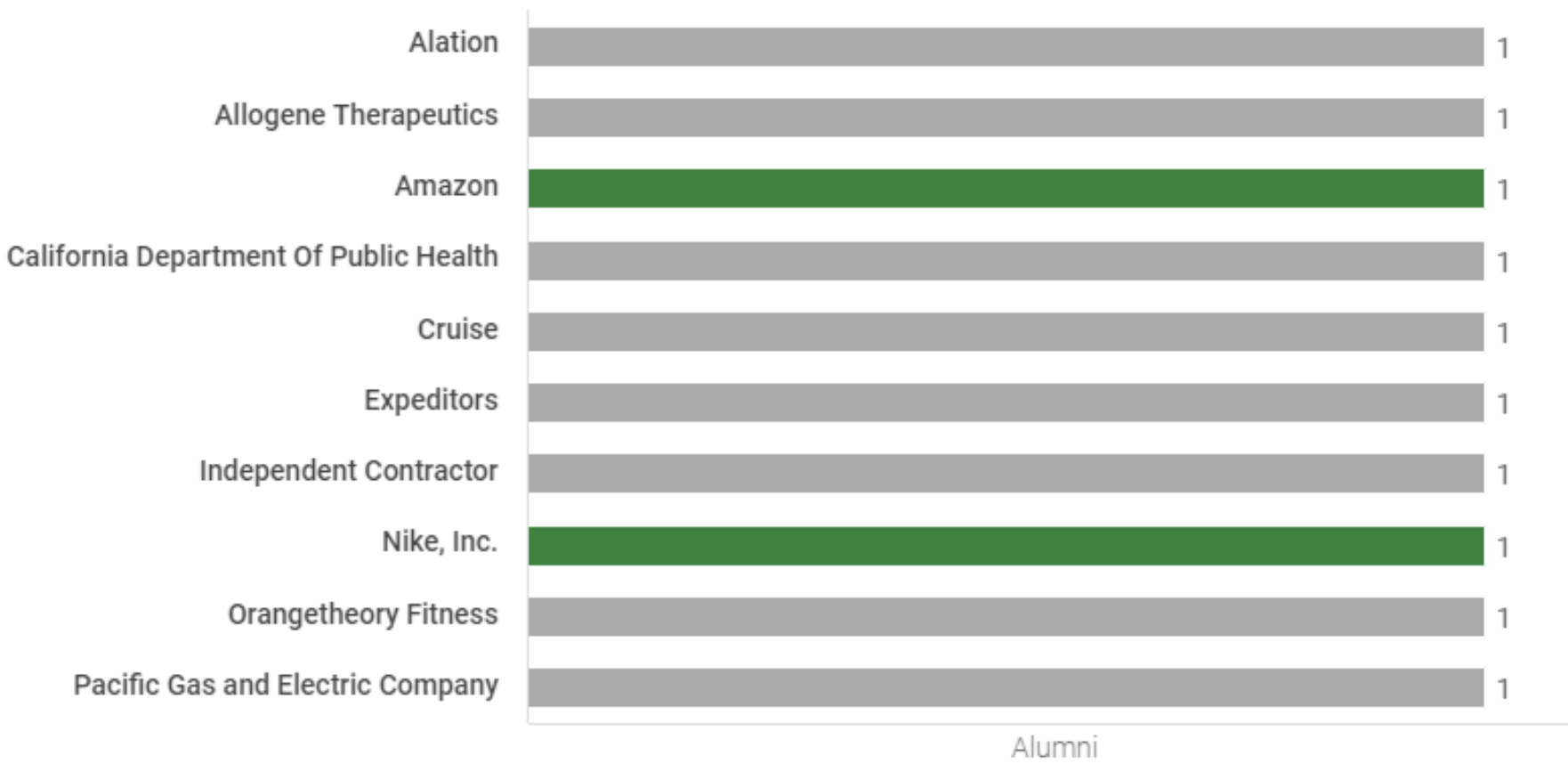
0%  
International

## Top Industries

Currently displaying: 2-digit NAICS



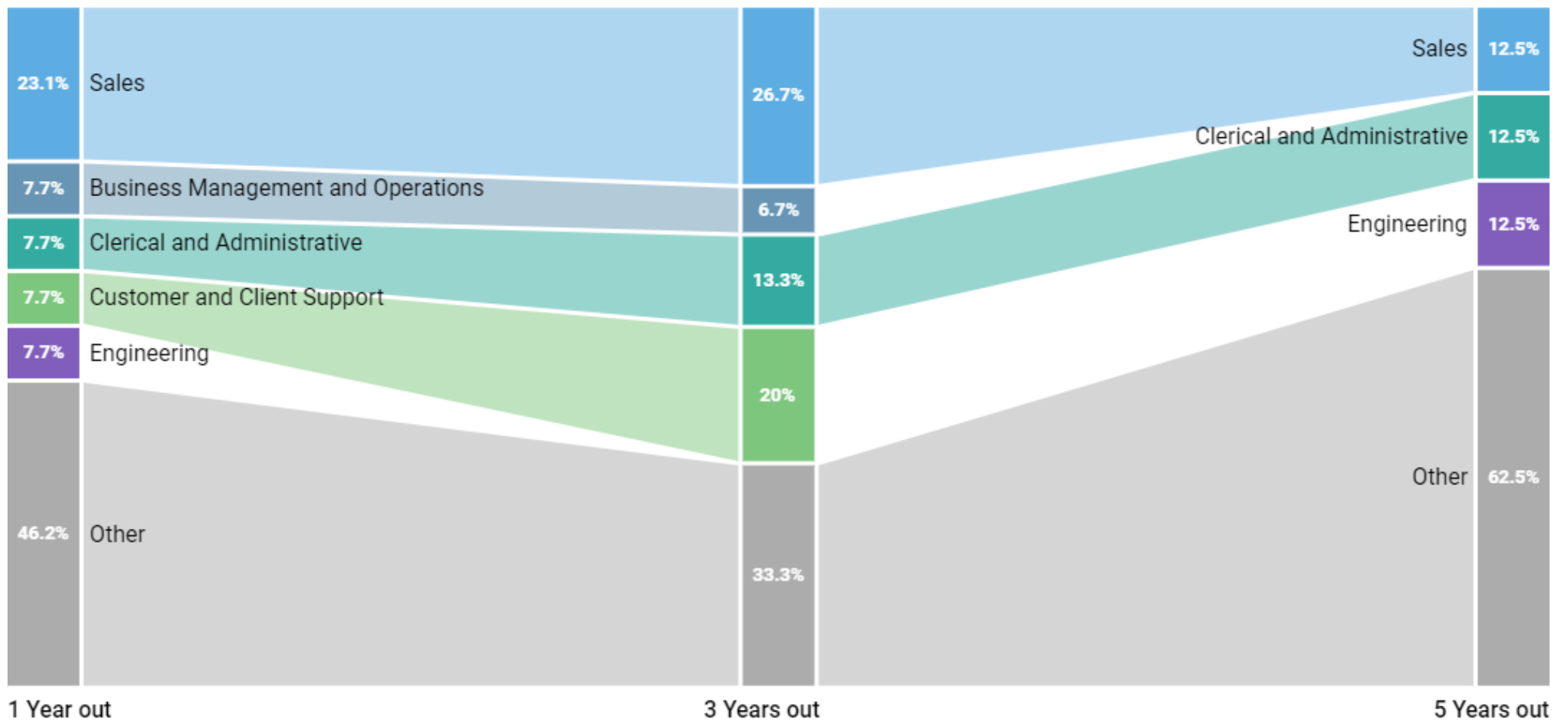
## Top Employers



## Career Outcomes - Overview

Currently displaying: Burning Glass

This chart shows the occupation families that alumni were employed in at 1, 3, and 5 years after graduation.




## Further Education

Out of 36 alumni tracked, 25% pursued further education. These charts allow you to view the degree levels and programs pursued as well as which institutions alumni attended.

### Degree Level



### Program of Study



### Institution

Institution	Number of Alumni
San Francisco State University	5 (55.6%)
University of California-Davis	1 (11.1%)
University of San Francisco	1 (11.1%)
San Jose State University	1 (11.1%)
Skyline College	1 (11.1%)

## Alumni Analysis

There are 14 alumni represented

### Active Selections

Institution	Canada College
Program of Study	Marketing (52.14), Business, Management, Marketing, and Related Support Services, Other (52.99)
Degree Level	All
Year of Graduation	2015-2021

85%

Percent reporting employment within a year of graduation.

Source: Burning Glass Analysis of Social Profiles

100%

Percent employed **in their field of study** within a year of graduation ⓘ

Source: Burning Glass Analysis of Social Profiles

62%

Percent currently working in field of study

Source: Burning Glass Analysis of Social Profiles

## Top Current Occupations

Currently displaying: Burning Glass, Occupation

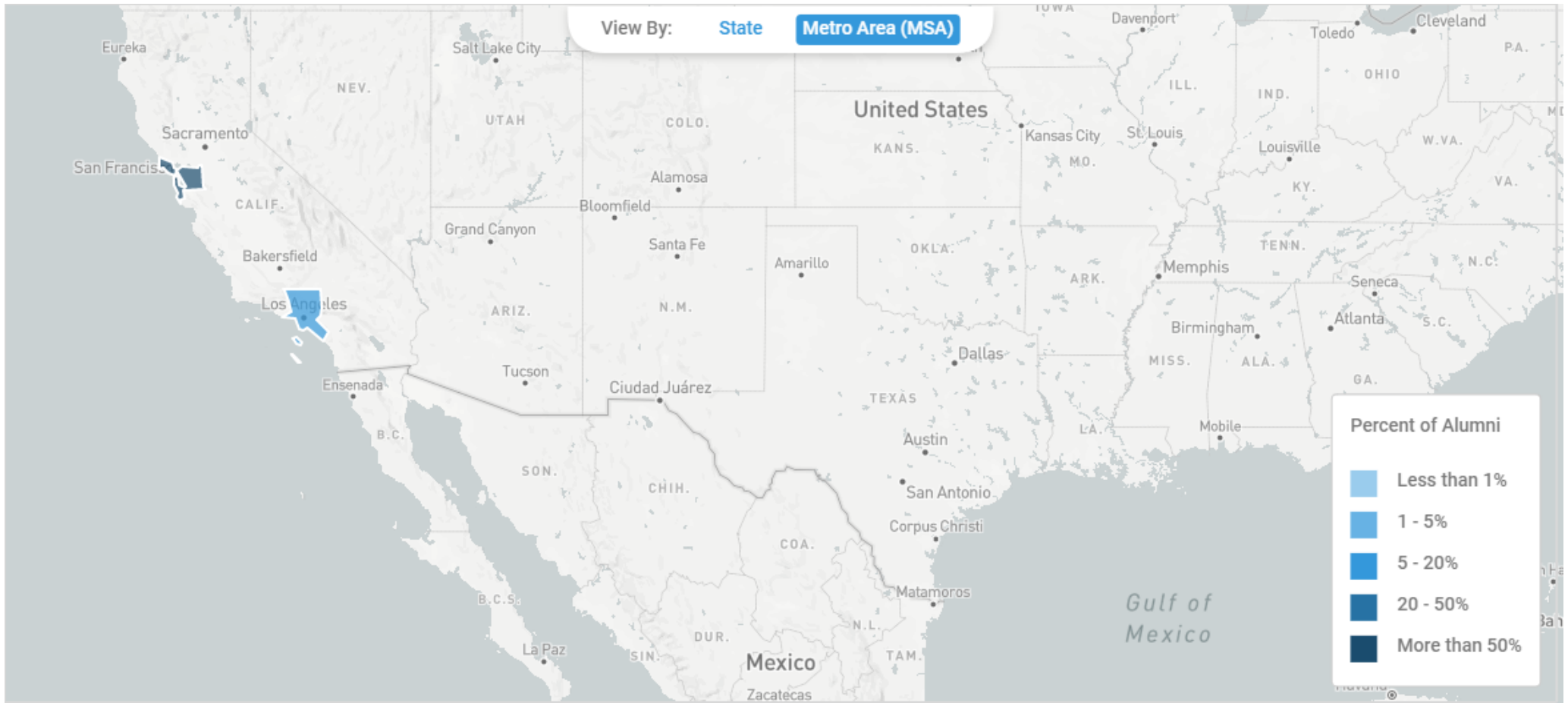
Alumni Current Occupation	Percent Of Alumni Working In Occupation
Office / Administrative Assistant	15.4%
General Manager	7.7%
Operations Manager / Supervisor	7.7%
Customer Service Representative	7.7%
Data Warehousing Specialist	7.7%
Project Manager	7.7%



= occupation is within alumni's field of study



# Current Place of Residence




71%  
In-State

7%  
Out-of-State (US)

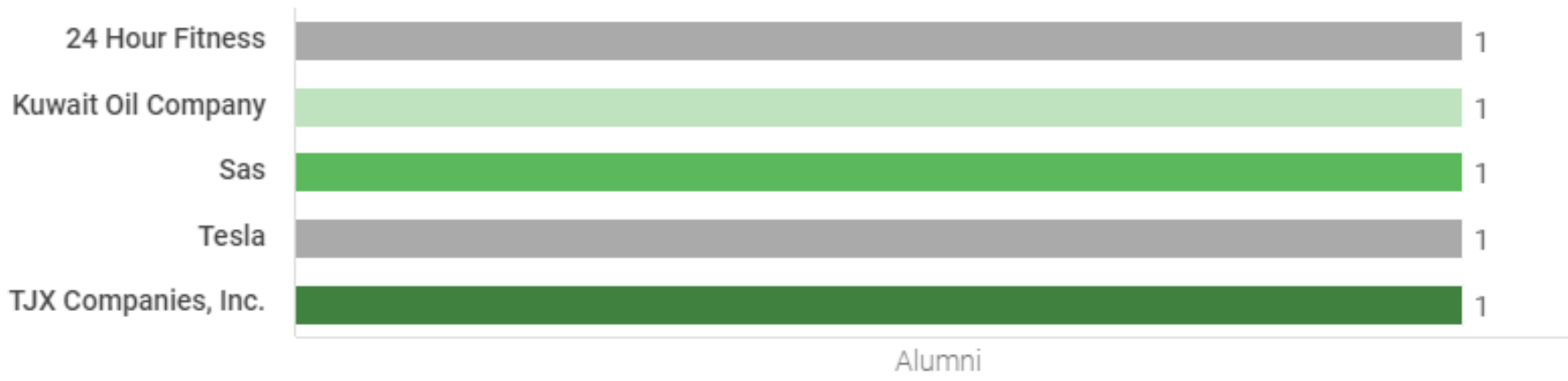
21%  
International

## Top Industries

Currently displaying: 2-digit NAICS



## Top Employers

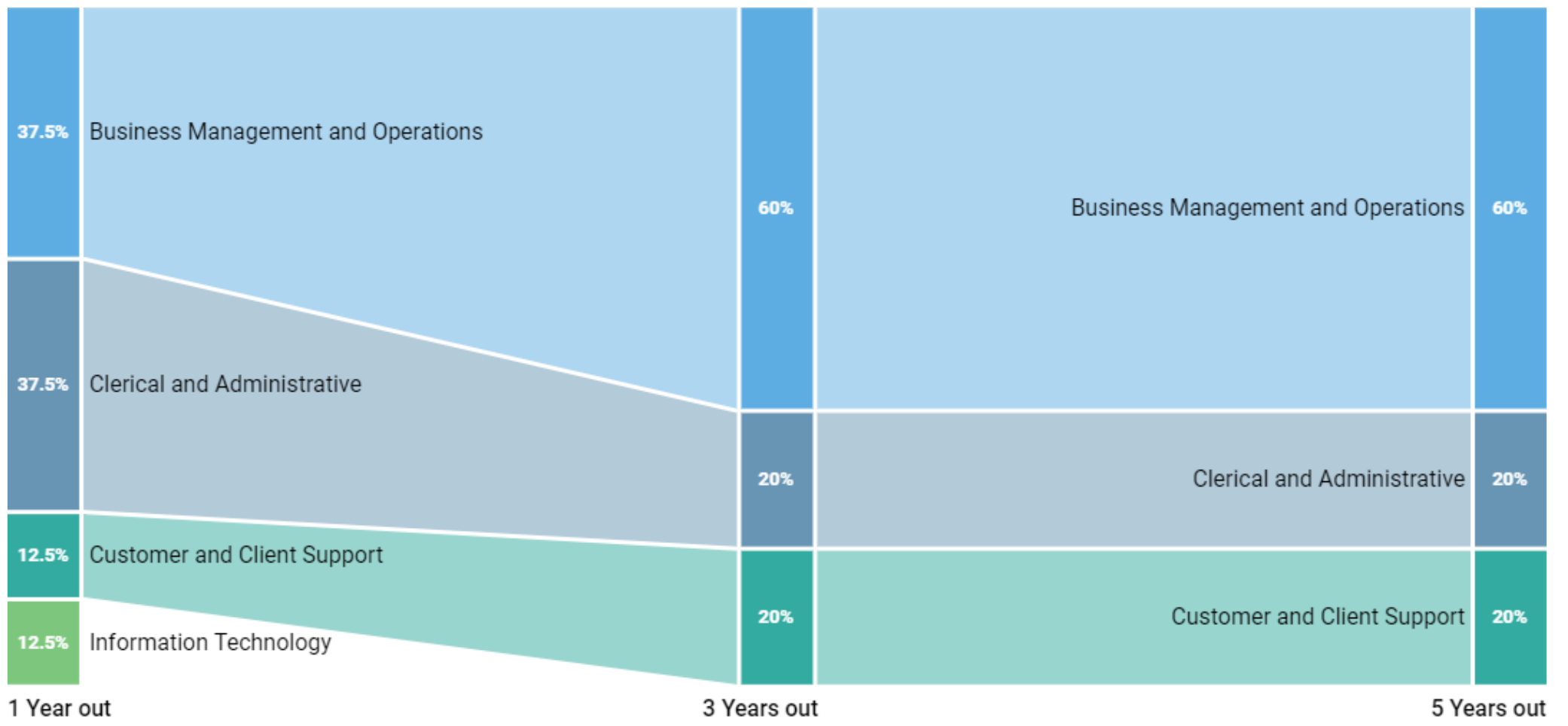


- Retail Trade (44-45)
- Educational Services (61)
- Mining, Quarrying, and Oil and Gas Extraction (21)
- Others

# Career Outcomes - Overview

Currently displaying: Burning Glass

This chart shows the occupation families that alumni were employed in at 1, 3, and 5 years after graduation.



## Further Education

Out of 14 alumni tracked, 21% pursued further education. These charts allow you to view the degree levels and programs pursued as well as which institutions alumni attended.

### Degree Level

2 (66.7%)  
Bachelor's Degree

### Program of Study

2 (66.7%)  
Business, Management, Marketing, and Related Support Services (52)

### Institution

Institution	Number of Alumni
San Francisco State University	2 (66.7%)