

## Certification Analysis

### Active Selections

San Mateo, CA, San Francisco, CA, Santa Clara, CA, Contra Costa, CA, Alameda, CA, Firefighting

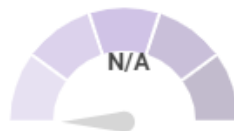
## Certification Metrics

### Job Postings

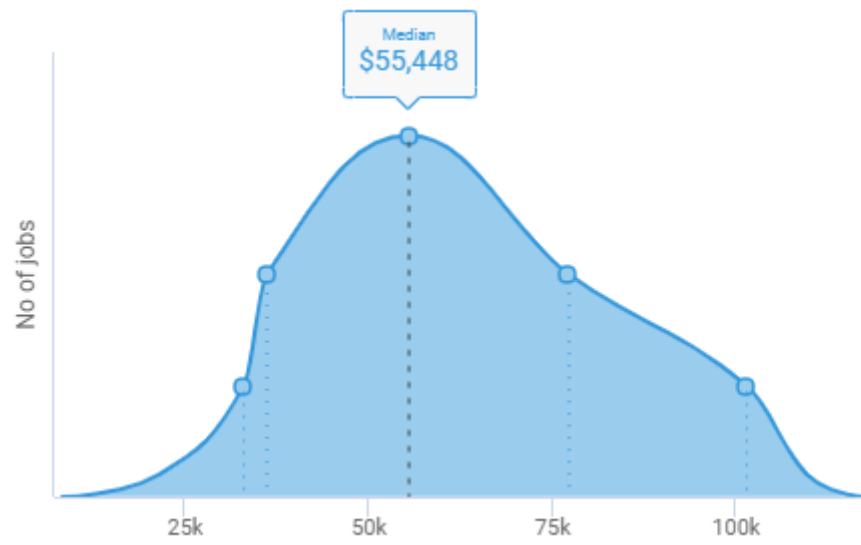
Last 12 Months



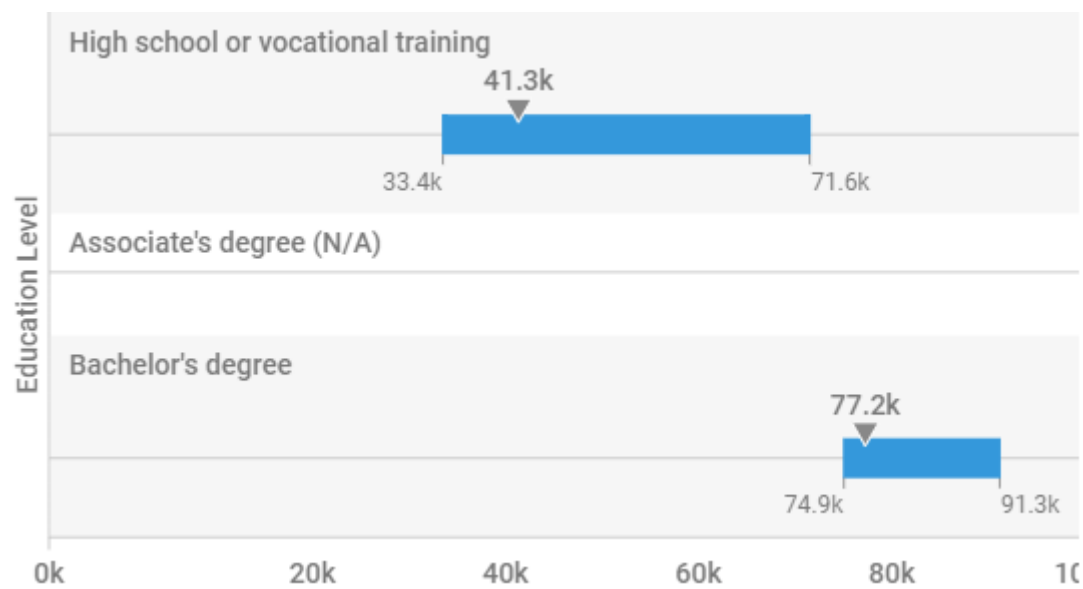
### Location Quotient



## Salary Overall

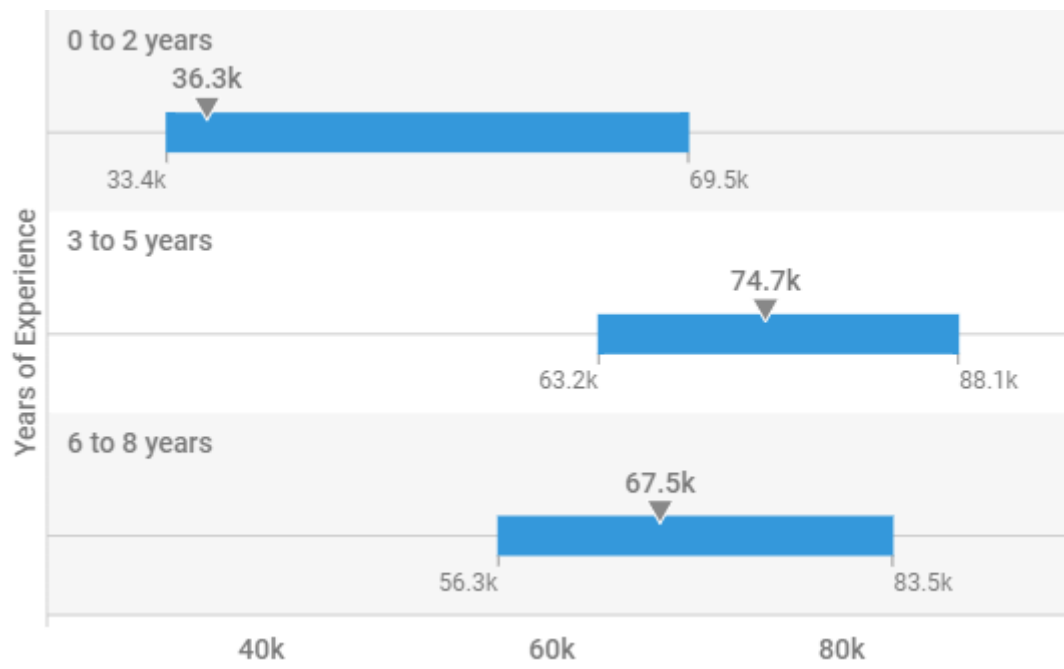


## Salary By Education



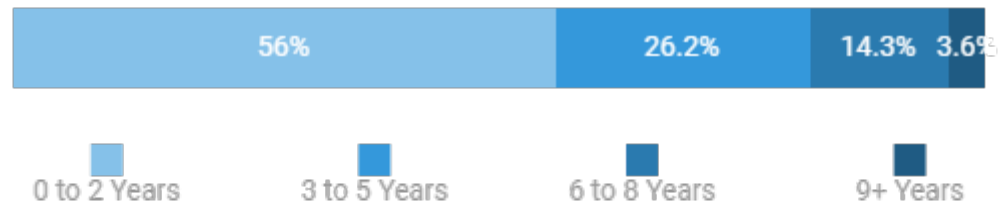
Salary distribution is not shown for education levels with insufficient sample size

## Salary By Experience

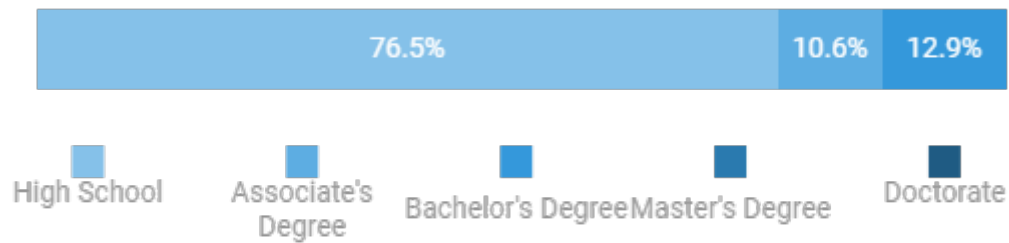


Salary distribution is not shown for experience levels with insufficient sample size

## Years of Experience



## Education Level



## Top Occupations Requesting Certification(s)

| Occupation                               | Associated Education Level |
|--|----------------------------|
| Firefighter                              | High school or vocational  |
| EMT / Paramedic                          | High school or vocational  |
| Fire Chief / Marshal                     | High school or vocational  |
| Repair / Service Technician              | Associate's                |
| Fire Inspector / Investigator            | High school or vocational  |
| Emergency Room / Department Technician   | High school or vocational  |
| Automotive Service Technician / Mechanic | NA                         |
| Risk Manager / Analyst                   | Bachelor's                 |
| Dispatcher                               | High school or vocational  |
| Forest / Conservation Technician         | High school or vocational  |

## Certification Taxonomy

| Certification Group                    | Job Postings |
|--|--------------|
| Firefighting                           | 161          |
| Certification                          | Job Postings |
| Fire Fighter I                         | 82           |
| Wildland Firefighter I                 | 36           |
| Firefighter                            | 15           |
| Firefighter II                         | 13           |
| Certified Fire Protection Specialist   | 7            |
| Aerial Rescue and Fire Fighting (ARFF) | 5            |
| Airport Firefighter                    | 2            |
| Driver/Operator Pumper                 | 1            |

## Top Occupations

| Specialized Occupation                   | Total Job Postings (Last 12 Months) | Job Postings Requesting Certification(s)(#) | Job Postings Requesting Certification(s)(%) | Occupation Projected Growth (10 Years) | Associated Education Level         |
|--|-------------------------------------|---|---|--|------------------------------------|
| Firefighter                              | 91                                  | 25  | 27.5%                                       | +5.1%                                  | High school or vocational training |
| EMT / Paramedic                          | 747                                 | 24  | 3.2%  | +9.6%                                  | High school or vocational training |
| Fire Chief / Marshal                     | 146                                 | 8   | 5.5%  | +2.8%                                  | High school or vocational training |
| Repair / Service Technician              | 5,228                               | 6   | 0.1%  | +10.3%                                 | Associate's degree                 |
| Fire Inspector / Investigator            | 207                                 | 6   | 2.9%  | +10.0%                                 | High school or vocational training |
| Emergency Room / Department Technician   | 221                                 | 5   | 2.3%  | +17.0%                                 | High school or vocational training |
| Automotive Service Technician / Mechanic | 6,972                               | 4   | 0.1%  | +4.6%                                  | NA                                 |
| Order Processor / Order Entry Clerk      | 24,507                              | 3   | 0.0%  | +13.9%                                 | High school or vocational training |
| Dispatcher                               | 1,410                               | 3   | 0.2%  | +4.9%                                  | High school or vocational training |
| Risk Consultant                          | 244                                 | 3   | 1.2%  | +5.6%                                  | Bachelor's degree                  |

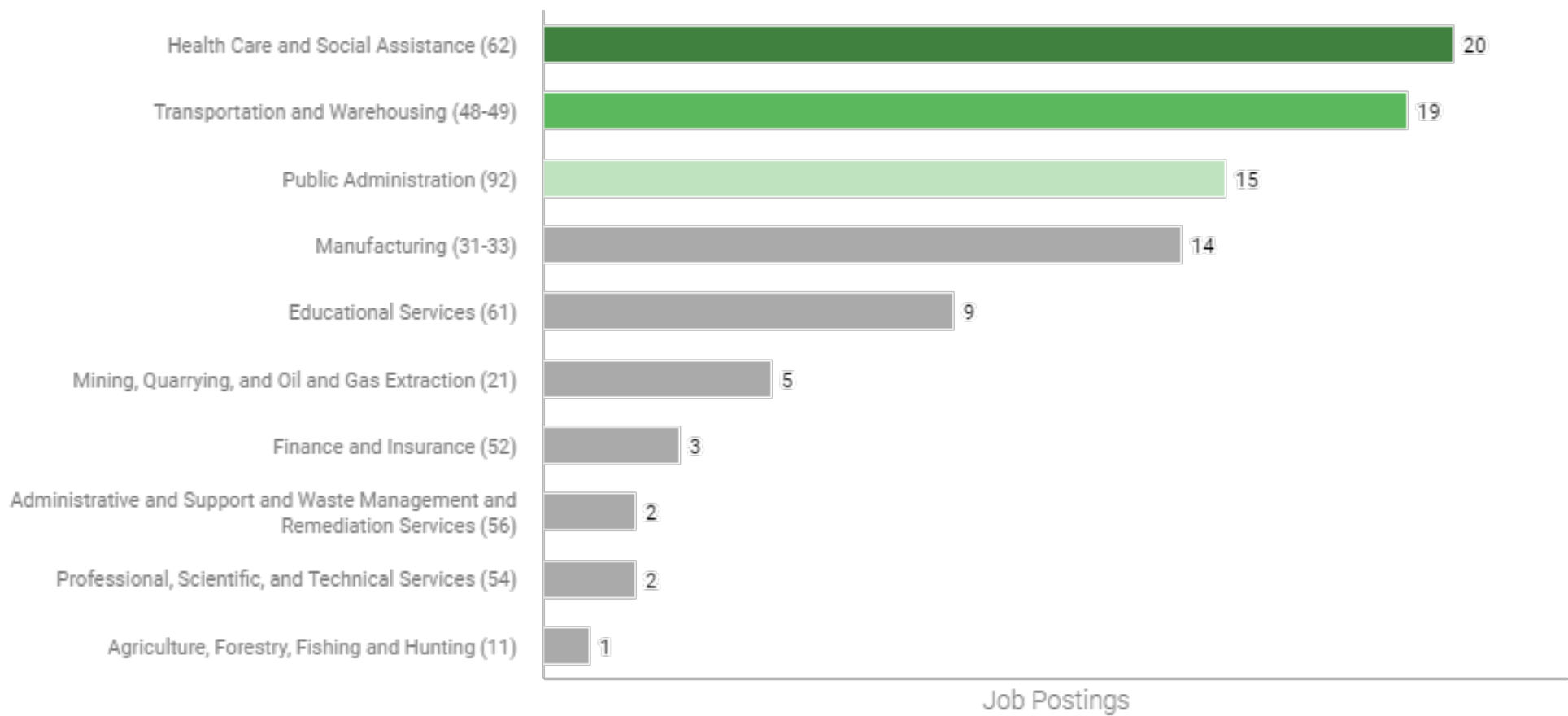
## Top Co-occurring Skills

|    | Skill                                | Job Postings |
|----|--------------------------------------|--------------|
| 1  | Public Health and Safety             | 45           |
| 2  | Advanced Cardiac Life Support (ACLS) | 37           |
| 3  | Cardiopulmonary Resuscitation (CPR)  | 33           |
| 4  | Customer Service                     | 30           |
| 5  | Fire Protection                      | 30           |
| 6  | Fire Suppression                     | 29           |
| 7  | Vaccination                          | 28           |
| 8  | Life Support                         | 25           |
| 9  | Vital Signs Measurement              | 24           |
| 10 | Equipment Inspection                 | 22           |

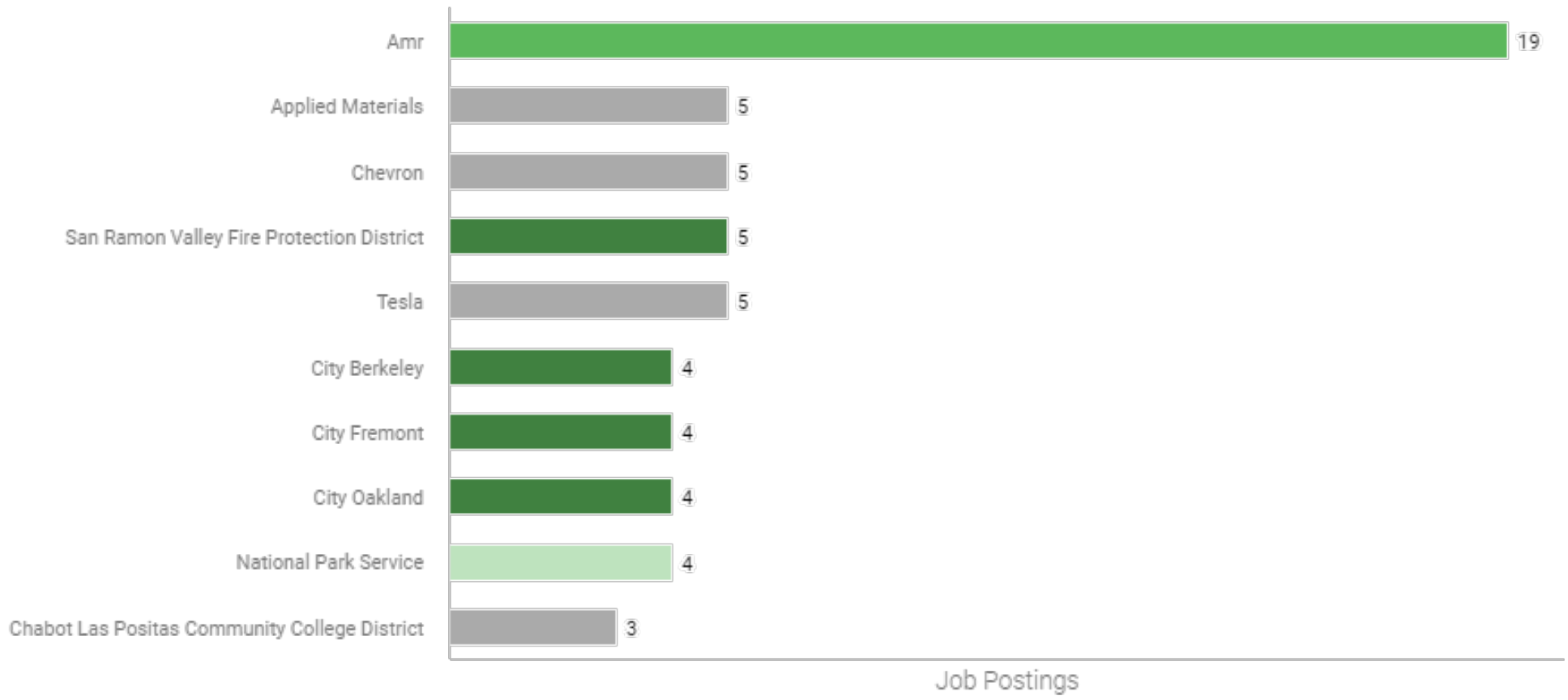
Currently displaying: Specialized

## Top Industries

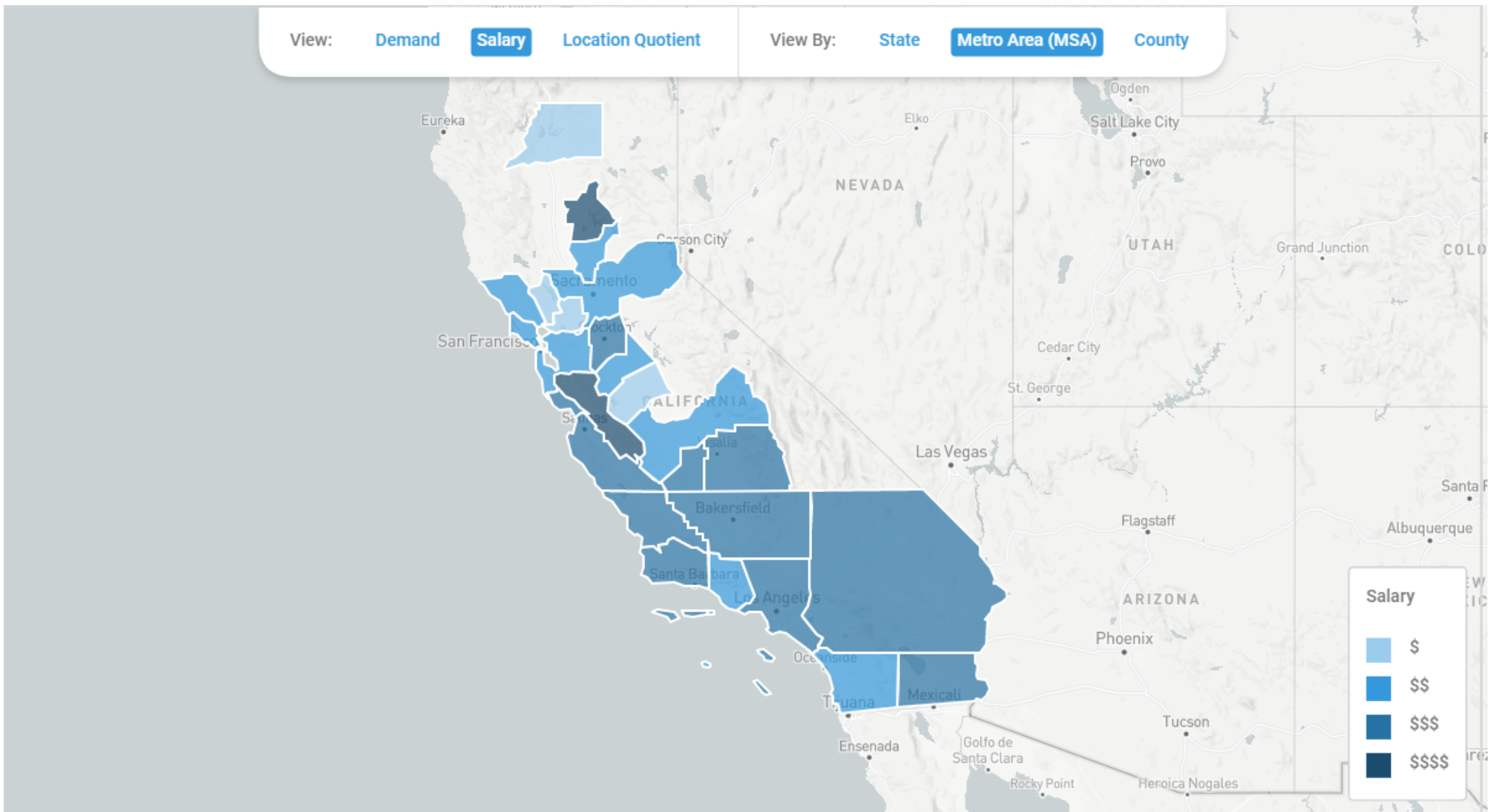
Currently displaying: 2digit



## Top Employers



## Top Locations



| <b>Metro Area (MSA)</b>                 | <b>Job Postings (Last 12 Months)</b> | <b>Median Salary</b> | <b>Location Quotient</b> |
|---|--------------------------------------|----------------------|--------------------------|
| Los Angeles-Long Beach-Anaheim, CA      | 193                                  | \$49k                | N/A                      |
| Riverside-San Bernardino-Ontario, CA    | 150                                  | \$51k                | N/A                      |
| Sacramento--Roseville--Arden-Arcade, CA | 141                                  | \$47k                | N/A                      |
| San Diego-Carlsbad, CA                  | 119                                  | \$45k                | N/A                      |
| San Francisco-Oakland-Hayward, CA       | 115                                  | \$44k                | N/A                      |
| Visalia-Porterville, CA                 | 50                                   | \$42k                | N/A                      |
| Oxnard-Thousand Oaks-Ventura, CA        | 41                                   | \$34k                | N/A                      |
| Santa Rosa, CA                          | 36                                   | \$40k                | N/A                      |
| San Jose-Sunnyvale-Santa Clara, CA      | 31                                   | \$63k                | N/A                      |
| Fresno, CA                              | 30                                   | \$44k                | N/A                      |