

Certification Analysis

Active Selections

San Mateo, CA, San Francisco, CA, Santa Clara, CA, Alameda, CA, Contra Costa, CA, Computer Aided Design (CAD) Certification, Drafting and Design

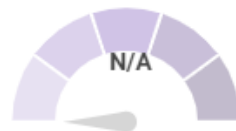
Certification Metrics

Job Postings

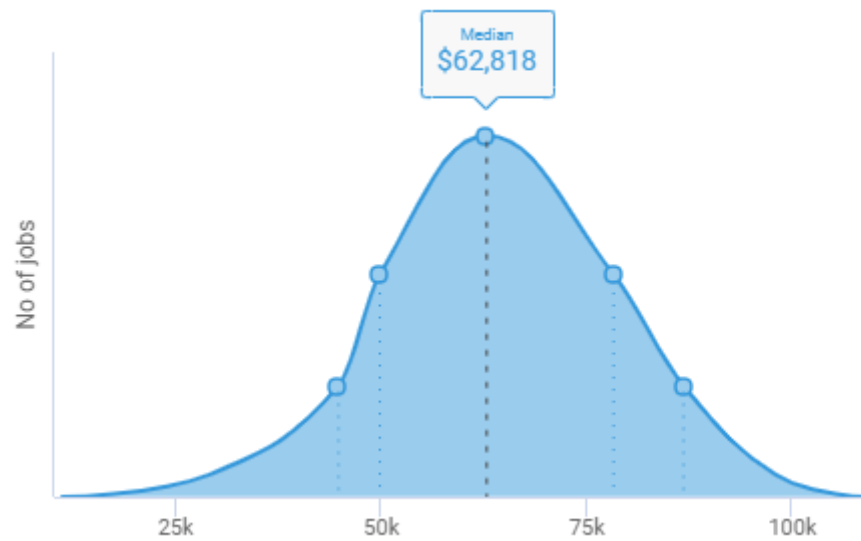
Last 12 Months



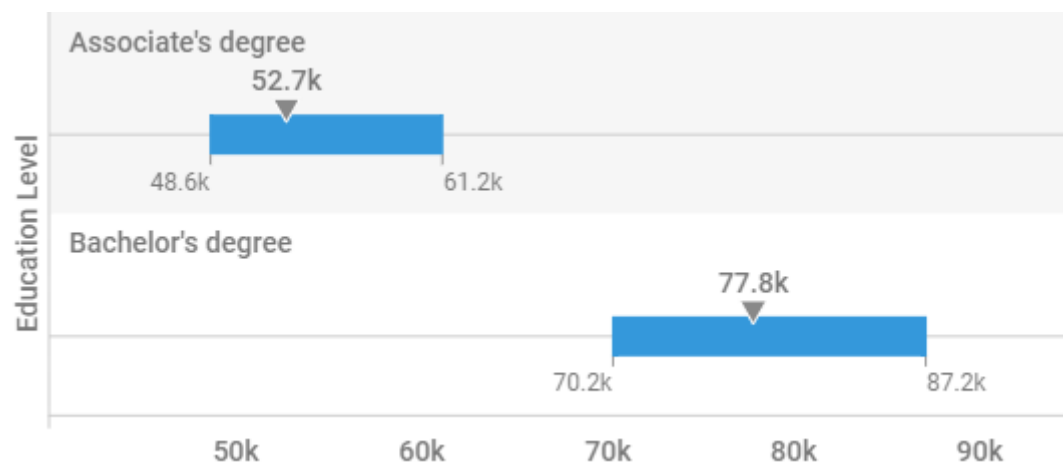
Location Quotient



Salary Overall

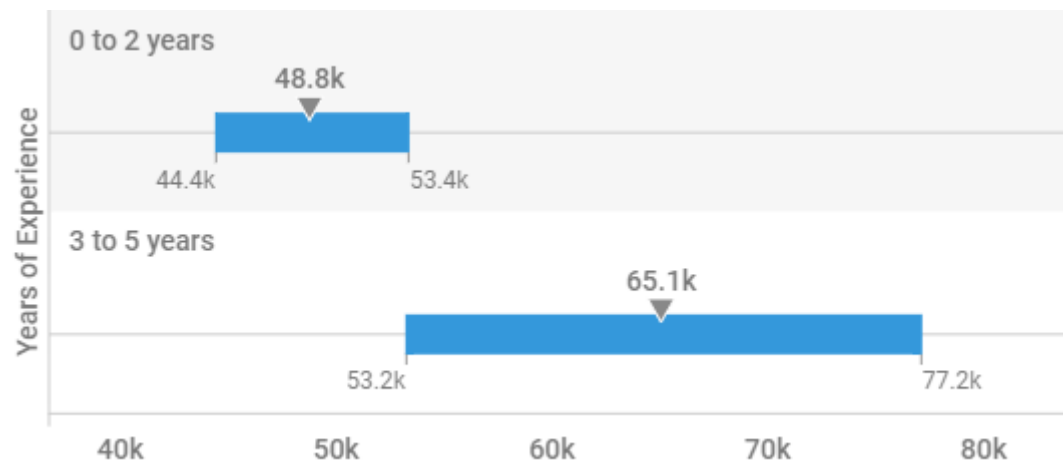


Salary By Education



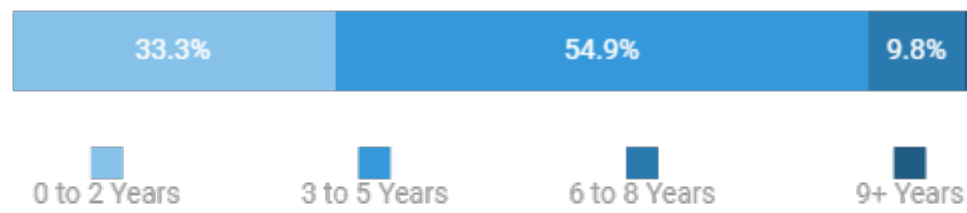
Salary distribution is not shown for education levels with insufficient sample size

Salary By Experience

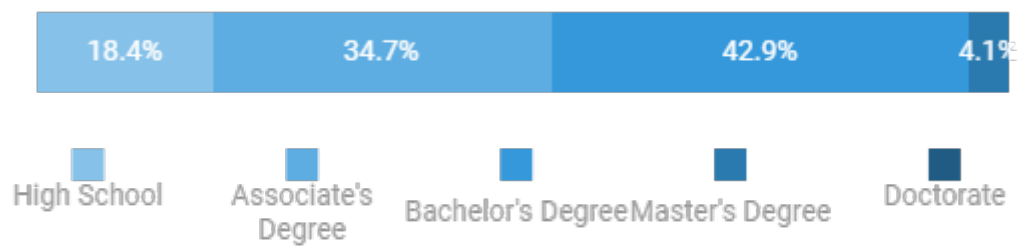


Salary distribution is not shown for experience levels with insufficient sample size

Years of Experience



Education Level



Top Occupations Requesting Certification(s)

Occupation	Associated Education Level
CAD Designer / Drafter	Associate's
Manufacturing Engineer	Bachelor's
Civil Engineering Technician	Associate's
Mechanical / Electrical Drafter	Associate's
Civil / Architectural Designer / Drafter	Associate's
Project Manager	Bachelor's
Software Developer / Engineer	NA
Civil Engineer	Bachelor's
Quality Control Analyst	High school or vocational
Industrial Engineer	Bachelor's

Certification Taxonomy

Certification Group	Job Postings
Engineering Design	236
Certification	Job Postings
AutoCAD Certification	114
Computer Aided Design (CAD) Certification	52
Autodesk Certified User (ADCU)	41
Certified Solid Works	15
Drafting Certification	12
Certified Mechanical Drafter	2

Top Occupations

Specialized Occupation	Total Job Postings (Last 12 Months)	Job Postings Requesting Certification(s)(#)	Job Postings Requesting Certification(s)(%)	Occupation Projected Growth (10 Years)	Associated Education Level
CAD Designer / Drafter	1,069	9	0.8%	+4.6%	Associate's degree
Manufacturing Assembly Engineer	145	7	4.8%	+15.3%	Bachelor's degree
Civil Engineering Technician	422	6	1.4%	+4.4%	Associate's degree
Mechanical / Electrical Drafter	578	4	0.7%	-1.2%	Associate's degree
Civil / Architectural Designer / Drafter	240	4	1.7%	+1.1%	Associate's degree
Project Manager (General)	10,077	3	0.0%	+16.6%	Bachelor's degree
Software Developer / Engineer	33,858	2	0.0%	+22.4%	NA
Civil Engineer	3,579	2	0.1%	+10.4%	Bachelor's degree
Quality Control Analyst	3,204	2	0.1%	+17.0%	High school or vocational training
Building and General Maintenance Technician	10,730	1	0.0%	+18.8%	High school or vocational training

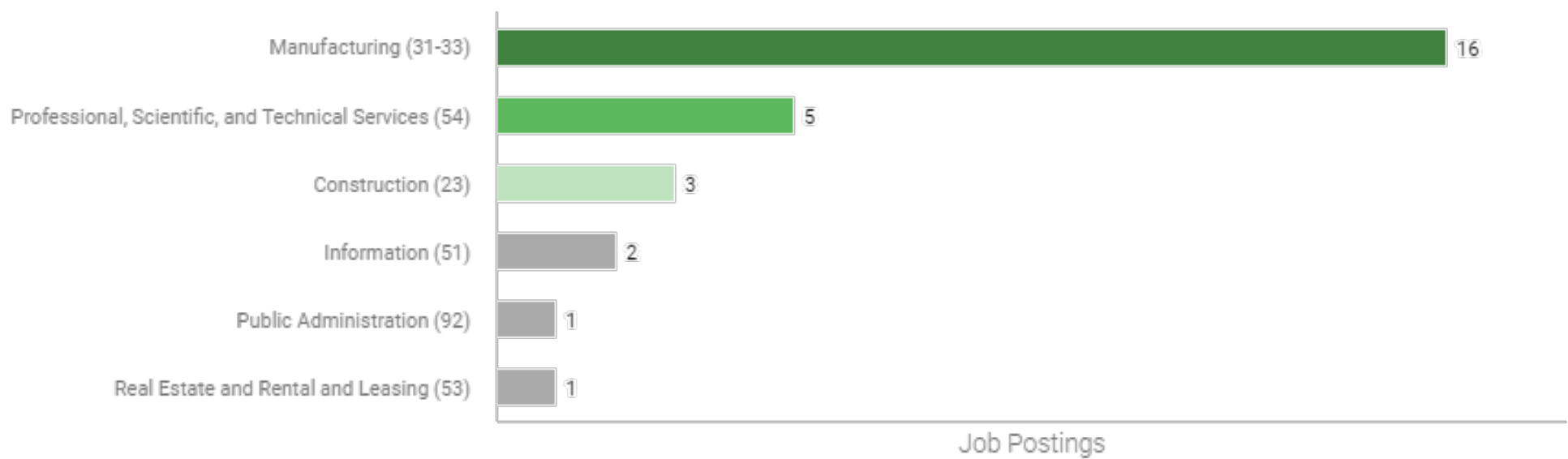
Top Co-occurring Skills

	Skill	Job Postings
1	AutoCAD	26
2	Computer Aided Drafting/Design (CAD)	24
3	Project Management	16
4	Lean Six Sigma	14
5	Manufacturing Processes	14
6	Six Sigma	14
7	Technical Support	13
8	Civil Engineering	12
9	Enterprise Resource Planning (ERP)	12
10	Lean Manufacturing	11

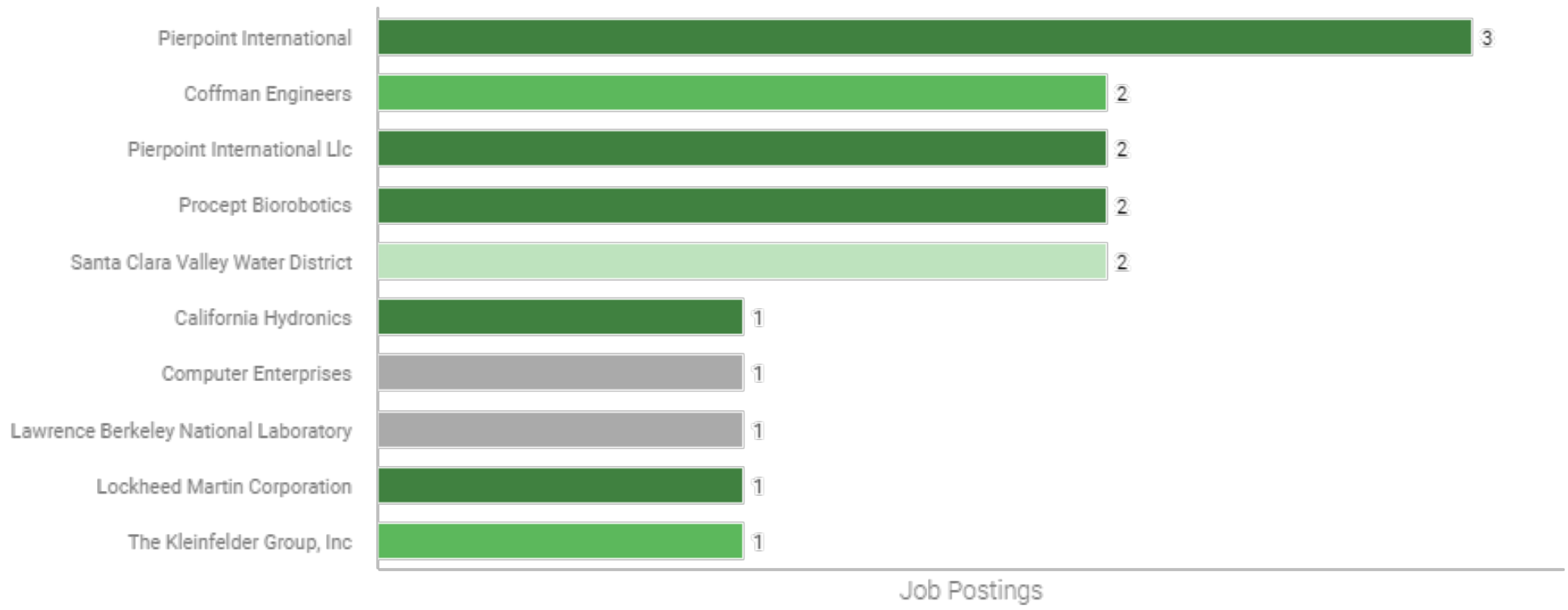
Currently displaying: Specialized

Top Industries

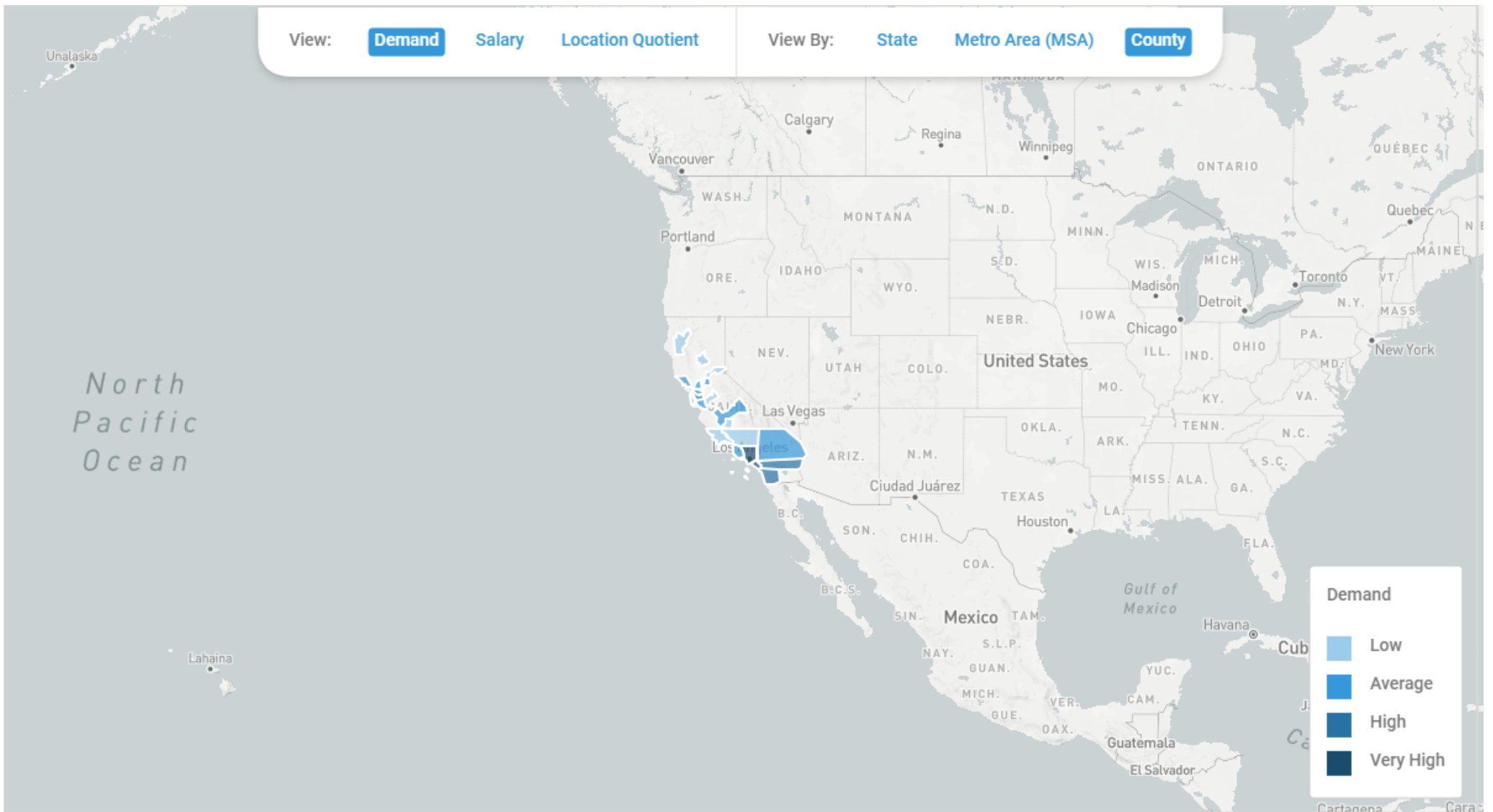
Currently displaying: 2digit



Top Employers



Top Locations



County	Job Postings (Last 12 Months)	Median Salary	Location Quotient
Los Angeles, CA	64	\$48k	N/A
Orange, CA	37	\$52k	N/A
San Diego, CA	29	\$55k	N/A
Alameda, CA	23	\$70k	N/A
Riverside, CA	14	\$51k	N/A
Fresno, CA	13	\$49k	N/A
Santa Clara, CA	13	\$53k	N/A
San Bernardino, CA	12	\$57k	N/A
Contra Costa, CA	11	\$49k	N/A
Solano, CA	8	\$29k	N/A