

# Program Competition & Student Demand

## Active Selections

( County : San Mateo, CA ) AND ( ( Program of study : Associate's degree - Drafting and Design Technology/Technician, General (15.1301) OR Program of study : Award of at least 1 but less than 2 academic years - Drafting and Design Technology/Technician, General (15.1301) OR Program of study : Award of less than 1 academic year - Drafting and Design Technology/Technician, General (15.1301) ) )

### Total Degrees Conferred

**5**  
(No change since 2016)

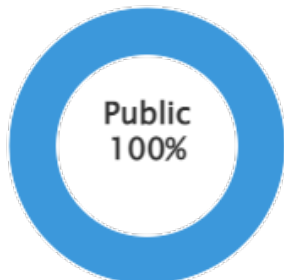
In 2020

### Number of Institutions

**1**  
(No change since 2016)

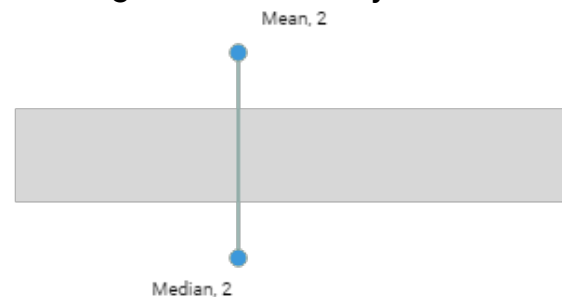
In 2020

### Market Share by Type of Institution



In 2020

### Degrees Conferred by Institution



In 2020

Institution	Type	Distance Learning	Market Share 2020 (%)	Change in Market Share 2016-2020 (%)	Change in Degree Conferrals 2016-2020 (%)	2020	2019	2018	2017	2016
College of San Mateo	Public	No	100.0	0.0	0.0	5	3	2	2	5

\*This report uses data from the National Center for Education Statistics (NCES) IPEDS database from 2016-2020.

## Program Competition & Student Demand

### Active Selections

( County : San Mateo, CA OR County : San Francisco, CA OR County : Santa Clara, CA OR County : Contra Costa, CA OR County : Alameda, CA ) AND ( ( Program of study : Associate's degree - Drafting and Design Technology/Technician, General (15.1301) OR Program of study : Award of at least 1 but less than 2 academic years - Drafting and Design Technology/Technician, General (15.1301) OR Program of study : Award of less than 1 academic year - Drafting and Design Technology/Technician, General (15.1301) ) )

#### Total Degrees Conferred

**34**  
(+88.9% since 2016)

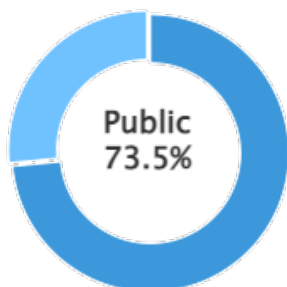
In 2020

#### Number of Institutions

**9**  
(No change since 2016)

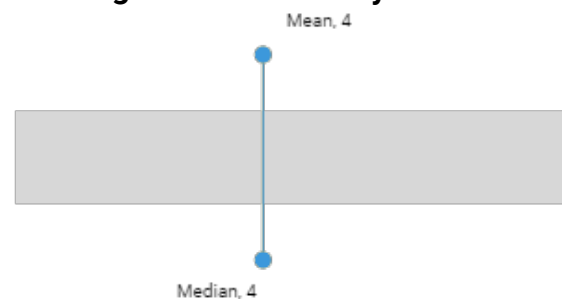
In 2020

#### Market Share by Type of Institution



In 2020

#### Degrees Conferred by Institution



In 2020

Institution	Type	Distance Learning	Market Share 2020 (%)	Change in Market Share 2016-2020 (%)	Change in Degree Conferrals 2016-2020 (%)	2020	2019	2018	2017	2016
Academy of Art University	For-Profit	Yes	26.5	N/A	N/A	9	9	8	13	0
Diablo Valley College	Public	No	20.6	-7.2	40.0	7	6	11	1	5
West Valley College	Public	No	17.6	-15.7	0.0	6	2	6	0	6
College of San Mateo	Public	No	14.7	-13.1	0.0	5	3	2	2	5
De Anza College	Public	No	14.7	N/A	N/A	5	9	9	8	0
Evergreen Valley College	Public	No	5.9	N/A	N/A	2	1	0	0	0
Laney College	Public	No	0.0	N/A	N/A	0	0	0	0	0
Gavilan College	Public	No	0.0	-11.1	-100.0	0	0	2	0	2
Las Positas College	Public	No	0.0	N/A	N/A	0	0	0	0	0
Carrington College California-Emeryville	Unknown	No	N/A	N/A	N/A	N/A	N/A	N/A	N/A	N/A
Carrington College-Sacramento	For-Profit	No	N/A	N/A	N/A	N/A	N/A	N/A	N/A	N/A
Contra Costa College	Public	No	N/A	N/A	N/A	N/A	N/A	N/A	N/A	N/A
City College of San Francisco	Public	No	N/A	N/A	N/A	N/A	0	0	0	0
ITT Technical Institute-Concord	Unknown	No	N/A	N/A	N/A	N/A	N/A	N/A	N/A	N/A
ITT Technical Institute-Oakland	Unknown	No	N/A	N/A	N/A	N/A	N/A	N/A	N/A	N/A

\*This report uses data from the National Center for Education Statistics (NCES) IPEDS database from 2016-2020.