

Program Competition & Student Demand

Active Selections

(County : San Mateo, CA) AND ((Program of study : Associate's degree - COMMUNICATIONS TECHNOLOGIES/TECHNICIANS AND SUPPORT SERVICES (10) OR Program of study : Award of at least 1 but less than 2 academic years - COMMUNICATIONS TECHNOLOGIES/TECHNICIANS AND SUPPORT SERVICES (10) OR Program of study : Award of less than 1 academic year - COMMUNICATIONS TECHNOLOGIES/TECHNICIANS AND SUPPORT SERVICES (10)))

Total Degrees Conferred

17
(-56.4% since 2016)

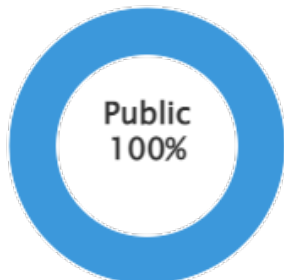
In 2020

Number of Institutions

2
(No change since 2016)

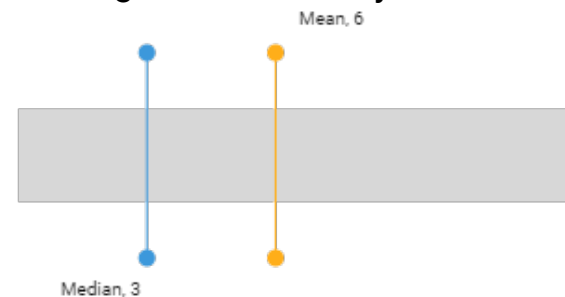
In 2020

Market Share by Type of Institution



In 2020

Degrees Conferred by Institution



In 2020

Institution	Type	Distance Learning	Market Share 2020 (%)	Change in Market Share 2016-2020 (%)	Change in Degree Conferrals 2016-2020 (%)	2020	2019	2018	2017	2016
College of San Mateo	Public	No	76.5	-8.1	-60.6	13	24	30	19	33
Canada College	Public	No	23.5	8.1	-33.3	4	17	8	11	6

*This report uses data from the National Center for Education Statistics (NCES) IPEDS database from 2016-2020.

Program Competition & Student Demand

Active Selections

(County : San Mateo, CA OR County : San Francisco, CA OR County : Santa Clara, CA OR County : Contra Costa, CA OR County : Alameda, CA) AND ((Program of study : Associate's degree - COMMUNICATIONS TECHNOLOGIES/TECHNICIANS AND SUPPORT SERVICES (10) OR Program of study : Award of at least 1 but less than 2 academic years - COMMUNICATIONS TECHNOLOGIES/TECHNICIANS AND SUPPORT SERVICES (10) OR Program of study : Award of less than 1 academic year - COMMUNICATIONS TECHNOLOGIES/TECHNICIANS AND SUPPORT SERVICES (10)))

Total Degrees Conferred

339
(+27.0% since 2016)

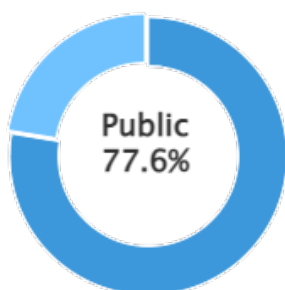
In 2020

Number of Institutions

18
(+1 since 2016)


In 2020

Market Share by Type of Institution



In 2020

Degrees Conferred by Institution



In 2020

Institution	Type	Distance Learning	Market Share 2020 (%)	Change in Market Share 2016-2020 (%)	Change in Degree Conferrals 2016-2020 (%)	2020	2019	2018	2017	2016
City College of San Francisco	Public	No	31.9	1.6	33.3	108	63	82	49	81
SAE Expression College	For-Profit	No	18.0	N/A	N/A	61	51	N/A	N/A	N/A
Diablo Valley College	Public	No	8.3	-7.8	-34.9	28	49	33	35	43
Foothill College	Public	Yes	6.8	1.9	76.9	23	23	14	11	13
Berkeley City College	Public	No	6.8	0.4	35.3	23	48	45	55	17
De Anza College	Public	No	4.7	1.7	100.0	16	25	9	13	8
Academy of Art University	For-Profit	Yes	4.4	-0.1	25.0	15	10	17	15	12
College of San Mateo	Public	No	3.8	-8.6	-60.6	13	24	30	19	33
Los Medanos College	Public	No	2.7	0.1	28.6	9	18	41	16	7
West Valley College	Public	Yes	2.4	-4.7	-57.9	8	15	16	21	19
Laney College	Public	No	1.8	N/A	N/A	6	2	2	2	0
San Jose City College	Public	Yes	1.5	0.8	150.0	5	1	0	0	2
Ohlone College	Public	Yes	1.5	-3.7	-64.3	5	21	19	17	14
Gavilan College	Public	No	1.5	0.8	150.0	5	8	5	2	2
Canada College	Public	No	1.2	-1.0	-33.3	4	17	8	11	6
Mission College	Public	No	1.2	N/A	N/A	4	5	1	0	0
Chabot College	Public	No	1.2	-0.3	0.0	4	4	4	1	4
Las Positas College	Public	No	0.6	-1.6	-66.7	2	6	10	9	6
Argosy University-The Art Institute of California-San Francisco	UnKnown	No	N/A	N/A	N/A	N/A	N/A	N/A	0	N/A

CET-San Jose	Private	No	N/A	N/A	N/A	N/A	N/A	N/A	N/A	N/A
--------------	---------	----	-----	-----	-----	-----	-----	-----	-----	-----

*This report uses data from the National Center for Education Statistics (NCES) IPEDS database from 2016-2020.