

# Program Competition & Student Demand

## Active Selections

( County : San Mateo, CA ) AND ( ( Program of study : Award of at least 1 but less than 2 academic years - Dental Assisting/Assistant (51.0601) OR Program of study : Associate's degree - Dental Assisting/Assistant (51.0601) ) )

### Total Degrees Conferred

**23**  
(-39.5% since 2016)

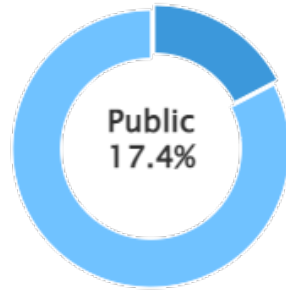
In 2020

### Number of Institutions

**2**  
(+1 since 2016)

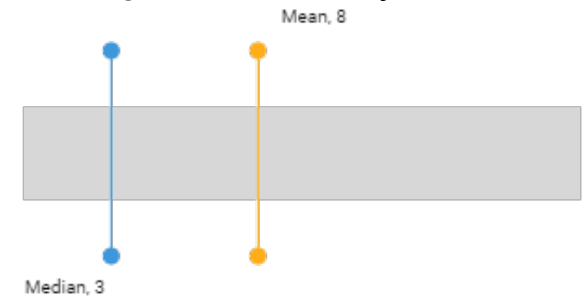
In 2020

### Market Share by Type of Institution



In 2020

### Degrees Conferred by Institution



In 2020

Institution	Type	Distance Learning	Market Share 2020 (%)	Change in Market Share 2016-2020 (%)	Change in Degree Conferrals 2016-2020 (%)	2020	2019	2018	2017	2016
Gurnick Academy of Medical Arts	For-Profit	No	82.6	N/A	N/A	19	19	8	6	N/A
College of San Mateo	Public	No	17.4	-82.6	-89.5	4	16	20	12	38

\*This report uses data from the National Center for Education Statistics (NCES) IPEDS database from 2016-2020.

## Program Competition & Student Demand

### Active Selections

( County : San Mateo, CA OR County : San Francisco, CA OR County : Santa Clara, CA OR County : Contra Costa, CA OR County : Alameda, CA ) AND ( ( Program of study : Award of at least 1 but less than 2 academic years - Dental Assisting/Assistant (51.0601) OR Program of study : Associate's degree - Dental Assisting/Assistant (51.0601) ) )

#### Total Degrees Conferred

**199**  
(-58.1% since 2016)

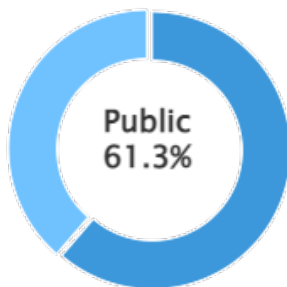
In 2020

#### Number of Institutions

**9**  
(+1 since 2016)

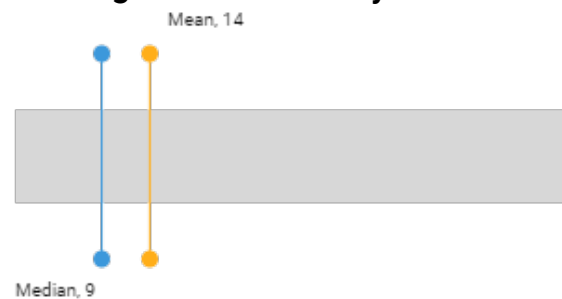
In 2020

#### Market Share by Type of Institution



In 2020

#### Degrees Conferred by Institution



In 2020

Institution	Type	Distance Learning	Market Share 2020 (%)	Change in Market Share 2016-2020 (%)	Change in Degree Conferrals 2016-2020 (%)	2020	2019	2018	2017	2016
Unitek College-Fremont	For-Profit	No	29.1	N/A	N/A	58	55	45	N/A	N/A
San Jose City College	Public	No	24.1	6.0	-44.2	48	49	46	29	86
College of Alameda	Public	No	16.1	11.3	39.1	32	32	21	40	23
Gurnick Academy of Medical Arts	For-Profit	No	9.5	N/A	N/A	19	19	8	6	N/A
Mt. Diablo Adult Education-Mt. Diablo USD	Public	No	8.5	N/A	N/A	17	N/A	N/A	N/A	N/A
Diablo Valley College	Public	No	6.5	-1.5	-65.8	13	19	18	17	38
City College of San Francisco	Public	No	2.5	0.8	-37.5	5	16	23	20	8
College of San Mateo	Public	No	2.0	-6.0	-89.5	4	16	20	12	38
Foothill College	Public	No	1.5	-0.8	-72.7	3	37	10	10	11
Carrington College-Sacramento	For-Profit	No	N/A	N/A	N/A	N/A	N/A	188	245	271
Carrington College California-Antioch	Unknown	No	N/A	N/A	N/A	N/A	N/A	N/A	N/A	N/A
Contra Costa College	Public	No	N/A	N/A	N/A	N/A	N/A	0	0	0
Carrington College California-Emeryville	Unknown	No	N/A	N/A	N/A	N/A	N/A	N/A	N/A	N/A
Everest College-San Francisco	Unknown	No	N/A	N/A	N/A	N/A	N/A	N/A	N/A	N/A
Everest College-San Jose	Unknown	No	N/A	N/A	N/A	N/A	N/A	N/A	N/A	N/A
Heald College-Concord	Unknown	No	N/A	N/A	N/A	N/A	N/A	N/A	N/A	N/A
Heald College-Hayward	Unknown	No	N/A	N/A	N/A	N/A	N/A	N/A	N/A	N/A

\*This report uses data from the National Center for Education Statistics (NCES) IPEDS database from 2016-2020.