

Program Competition & Student Demand

Active Selections

(County : San Mateo, CA) AND ((Program of study : Associate's degree - COMPUTER AND INFORMATION SCIENCES AND SUPPORT SERVICES (11) OR Program of study : Award of at least 1 but less than 2 academic years - COMPUTER AND INFORMATION SCIENCES AND SUPPORT SERVICES (11) OR Program of study : Award of less than 1 academic year - COMPUTER AND INFORMATION SCIENCES AND SUPPORT SERVICES (11)))

Total Degrees Conferred

60
(-50.4% since 2016)


In 2020

Number of Institutions

3
(No change since 2016)


In 2020

Market Share by Type of Institution



In 2020

Degrees Conferred by Institution



In 2020

Institution	Type	Distance Learning	Market Share 2020 (%)	Change in Market Share 2016-2020 (%)	Change in Degree Conferrals 2016-2020 (%)	2020	2019	2018	2017	2016
College of San Mateo	Public	Yes	58.3	-28.5	-66.7	35	115	87	118	105
Skyline College	Public	No	26.7	16.8	33.3	16	21	18	19	12
Canada College	Public	No	15.0	11.7	125.0	9	24	23	12	4

*This report uses data from the National Center for Education Statistics (NCES) IPEDS database from 2016-2020.

Program Competition & Student Demand

Active Selections

(County : San Mateo, CA OR County : San Francisco, CA OR County : Santa Clara, CA OR County : Contra Costa, CA OR County : Alameda, CA) AND ((Program of study : Associate's degree - COMPUTER AND INFORMATION SCIENCES AND SUPPORT SERVICES (11) OR Program of study : Award of at least 1 but less than 2 academic years - COMPUTER AND INFORMATION SCIENCES AND SUPPORT SERVICES (11) OR Program of study : Award of less than 1 academic year - COMPUTER AND INFORMATION SCIENCES AND SUPPORT SERVICES (11)))

Total Degrees Conferred

1,418
(+44.0% since 2016)

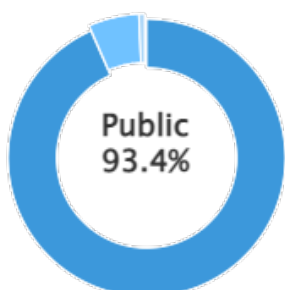
In 2020

Number of Institutions

24
(-3 since 2016)


In 2020

Market Share by Type of Institution



In 2020

Degrees Conferred by Institution



In 2020

Institution	Type	Distance Learning	Market Share 2020 (%)	Change in Market Share 2016-2020 (%)	Change in Degree Conferrals 2016-2020 (%)	2020	2019	2018	2017	2016
Diablo Valley College	Public	Yes	25.0	-0.5	41.0	354	306	299	225	251
City College of San Francisco	Public	No	22.9	2.0	57.8	325	313	258	242	206
De Anza College	Public	Yes	13.2	7.1	211.7	187	175	117	74	60
Foothill College	Public	Yes	4.5	1.5	113.3	64	54	43	29	30
Ohlone College	Public	No	3.9	-0.8	21.7	56	55	35	54	46
Mission College	Public	No	3.9	-1.3	9.8	56	50	47	39	51
San Jose City College	Public	Yes	3.5	-0.2	38.9	50	55	55	18	36
Unitek College-Fremont	For-Profit	No	3.0	-1.8	-10.6	42	62	75	44	47
Academy of Art University	For-Profit	Yes	2.9	1.3	156.3	41	29	33	48	16
Chabot College	Public	Yes	2.7	1.5	216.7	38	21	16	14	12
College of San Mateo	Public	Yes	2.5	-8.2	-66.7	35	115	87	118	105
Merritt College	Public	No	1.8	0.7	136.4	26	19	8	6	11
Laney College	Public	No	1.8	N/A	N/A	25	20	10	2	0
Gavilan College	Public	No	1.7	-0.4	14.3	24	41	40	21	21
Los Medanos College	Public	No	1.3	-1.5	-32.1	19	15	50	44	28
Las Positas College	Public	No	1.3	0.3	80.0	18	15	16	21	10
Skyline College	Public	No	1.1	-0.1	33.3	16	21	18	19	12
CET-San Jose	Private	No	0.7	N/A	N/A	10	0	N/A	N/A	N/A
Contra Costa College	Public	No	0.6	-0.2	12.5	9	6	25	43	8
Canada College	Public	No	0.6	0.2	125.0	9	24	23	12	4
Berkeley City College	Public	No	0.5	-0.8	-46.2	7	10	9	11	13

West Valley College	Public	Yes	0.3	0.1	100.0	4	2	4	1	2
College of Alameda	Public	No	0.2	-0.2	-25.0	3	8	9	11	4
Institute for Business and Technology	For-Profit	No	0.0	N/A	N/A	0	N/A	N/A	N/A	N/A
Heald College-Hayward	UnKnown	No	N/A	N/A	N/A	N/A	N/A	N/A	N/A	N/A
Heald College-Concord	UnKnown	No	N/A	N/A	N/A	N/A	N/A	N/A	N/A	N/A
Heald College-San Francisco	UnKnown	No	N/A	N/A	N/A	N/A	N/A	N/A	N/A	N/A
ITT Technical Institute-Concord	UnKnown	No	N/A	N/A	N/A	N/A	N/A	N/A	N/A	N/A
ITT Technical Institute-Oakland	UnKnown	No	N/A	N/A	N/A	N/A	N/A	N/A	N/A	N/A
Carrington College-Sacramento	For-Profit	No	N/A	N/A	N/A	N/A	N/A	N/A	N/A	N/A
Evergreen Valley College	Public	No	N/A	N/A	N/A	N/A	N/A	N/A	1	2
Argosy University-The Art Institute of California-San Francisco	UnKnown	No	N/A	N/A	N/A	N/A	N/A	2	3	5
Argosy University-The Art Institute of California-Silicon Valley	UnKnown	No	N/A	N/A	N/A	N/A	N/A	N/A	N/A	4
Carrington College California-Emeryville	UnKnown	No	N/A	N/A	N/A	N/A	N/A	N/A	N/A	N/A
Golden Gate University-San Francisco	Private	No	N/A	N/A	N/A	N/A	1	0	0	1
Heald College-San Jose	UnKnown	No	N/A	N/A	N/A	N/A	N/A	N/A	N/A	N/A
Martinez Adult Education	UnKnown	No	N/A	N/A	N/A	N/A	N/A	N/A	N/A	N/A
Argosy University-San Francisco Bay Area	UnKnown	No	N/A	N/A	N/A	N/A	N/A	N/A	0	0
Mt. Diablo Adult Education-Mt. Diablo USD	Public	No	N/A	N/A	N/A	N/A	N/A	N/A	N/A	N/A
Wyotech-Fremont	UnKnown	No	N/A	N/A	N/A	N/A	N/A	N/A	N/A	N/A

*This report uses data from the National Center for Education Statistics (NCES) IPEDS database from 2016-2020.