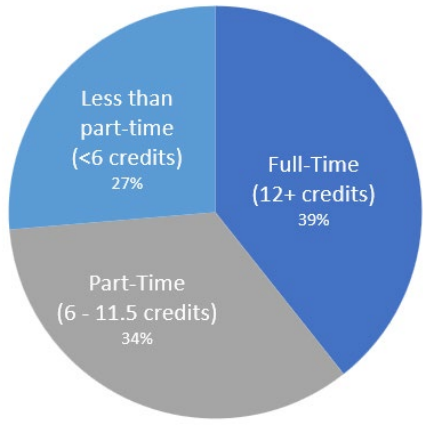
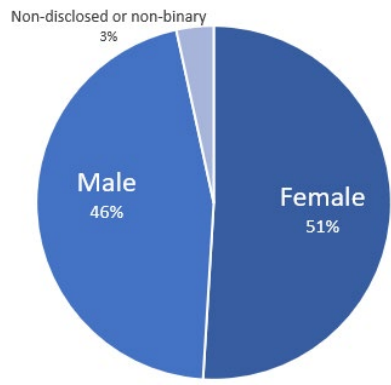
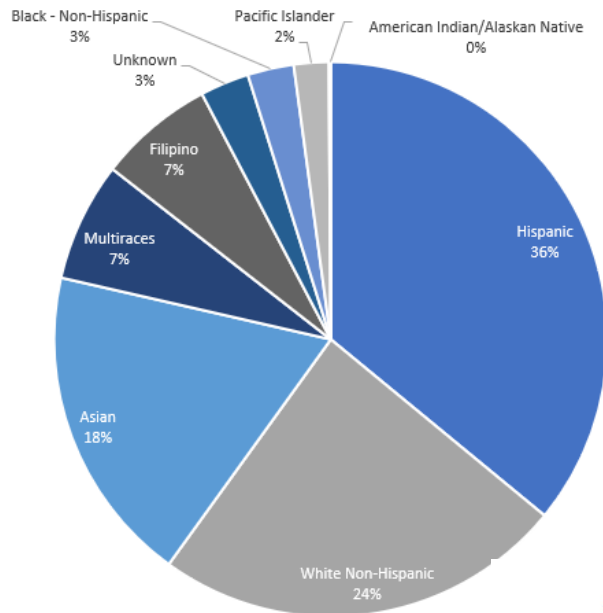


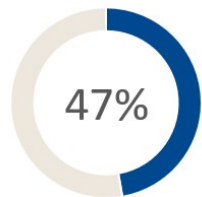
About the **9,964** students currently enrolled at CSM:



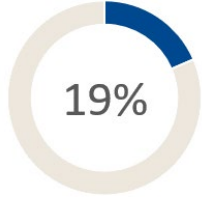
Enrollment Type	%
Continuing Student	58%
First-Time Student	17%
Currently K-12	11%
First-Time Transfer Student	8%
Returning Student	6%

Academic Goal	%
Transfer	57%
2-year degree or certificate	19%
Educational development	17%
Career/job skills	4%
Improve basic skills	1%
Undecided	2%

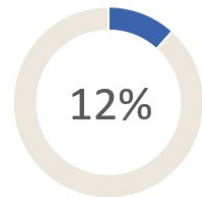
Student Age	%
<20 years	40%
20-24 years	27%
25-29 years	10%
30-39 years	11%
40-49 years	6%
50-59 years	4%
60+ years	3%



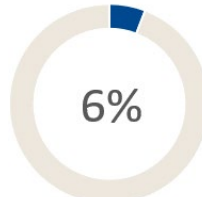
4,709 **first-generation** students



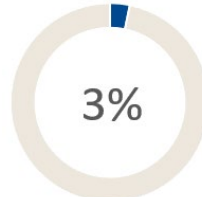
1,439 students from **low-income** backgrounds†



1,165 **Promise** scholars



580 students with **disabilities**



320 **international** students

About our **1,025** course sections*:

23,096 total enrollments **2,839** FTES

*Cross listed sections are counted multiple times

†Among matriculation non-exempt students
Data Sources: Banner first census report (Student headcount & demographics), SMCCCD Student Database (Enrollment counts/classification), CSM Course Catalog (Curriculum Mix & Modality)

Curriculum Mix	%
Transferable	69%
CTE	25%
Degree-applicable only	3%
Basic skills	1%
Other	3%

Course Modality	%
Face-to-face	57%
Online	28%
Hybrid	10%
Synchronous	3%
Dual Enrollment	2%