

Program Competition & Student Demand

Active Selections

(County : San Mateo, CA) AND ((Program of study : Associate's degree - Business Administration and Management, General (52.0201)))

Total Degrees Conferred

300
(+47.1% since 2016)

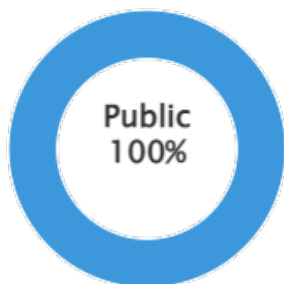
In 2020

Number of Institutions

3
(No change since 2016)

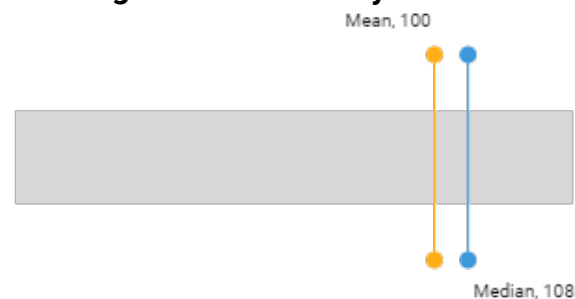
In 2020

Market Share by Type of Institution



In 2020

Degrees Conferred by Institution



In 2020

Institution	Type	Distance Learning	Market Share 2020 (%)	Change in Market Share 2016-2020 (%)	Change in Degree Conferrals 2016-2020 (%)	2020	2019	2018	2017	2016
Skyline College	Public	Yes	44.3	4.1	62.2	133	121	117	105	82
College of San Mateo	Public	Yes	36.0	-7.6	21.3	108	129	107	96	89
Canada College	Public	No	19.7	3.5	78.8	59	46	51	48	33

*This report uses data from the National Center for Education Statistics (NCES) IPEDS database from 2016-2020.

Program Competition & Student Demand

Active Selections

(County : San Mateo, CA OR County : San Francisco, CA OR County : Santa Clara, CA OR County : Alameda, CA OR County : Contra Costa, CA) AND ((Program of study : Associate's degree - Business Administration and Management, General (52.0201)))

Total Degrees Conferred

2,329
(+32.6% since 2016)

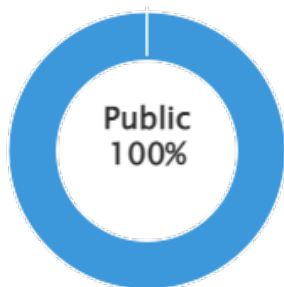
In 2020

Number of Institutions

22
(+1 since 2016)

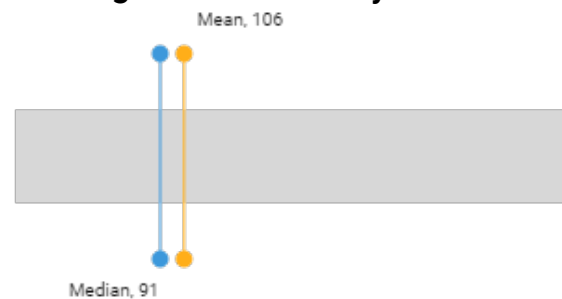
In 2020

Market Share by Type of Institution



In 2020

Degrees Conferred by Institution



In 2020

Institution	Type	Distance Learning	Market Share 2020 (%)	Change in Market Share 2016-2020 (%)	Change in Degree Conferrals 2016-2020 (%)	2020	2019	2018	2017	2016
De Anza College	Public	No	15.0	-0.9	25.0	350	393	376	316	280
Diablo Valley College	Public	Yes	9.4	-2.2	7.4	218	216	251	202	203
Las Positas College	Public	No	6.6	2.4	108.1	154	135	111	108	74
Evergreen Valley College	Public	No	6.4	-1.1	13.7	149	177	155	130	131
Chabot College	Public	Yes	6.1	1.4	72.0	141	132	129	98	82
Foothill College	Public	Yes	5.8	1.1	64.6	135	134	106	93	82
Skyline College	Public	Yes	5.7	1.0	62.2	133	121	117	105	82
West Valley College	Public	Yes	5.2	-2.1	-5.4	122	111	154	103	129
College of San Mateo	Public	Yes	4.6	-0.5	21.3	108	129	107	96	89
Ohlone College	Public	No	4.2	-1.8	-8.5	97	121	107	120	106
Contra Costa College	Public	No	3.9	1.6	127.5	91	66	64	41	40
Laney College	Public	No	3.9	-0.7	13.8	91	106	85	112	80
Mission College	Public	No	3.4	-0.1	31.1	80	77	71	50	61
Los Medanos College	Public	No	3.3	0.5	57.1	77	86	91	60	49
San Jose City College	Public	No	3.1	-2.5	-27.3	72	77	87	93	99
City College of San Francisco	Public	No	2.9	1.2	131.0	67	53	45	34	29
Canada College	Public	No	2.5	0.6	78.8	59	46	51	48	33
Gavilan College	Public	No	2.4	0.2	50.0	57	50	56	43	38
Berkeley City College	Public	No	2.2	1.1	160.0	52	40	0	28	20
College of Alameda	Public	No	2.1	-0.1	23.1	48	49	62	48	39
Merritt College	Public	No	1.2	0.6	170.0	27	18	19	11	10

Golden Gate University-San Francisco	Private	Yes	0.0	N/A	N/A	1	N/A	N/A	N/A	N/A
Carrington College-Sacramento	For-Profit	No	N/A	N/A	N/A	N/A	N/A	N/A	N/A	N/A
The National Hispanic University	UnKnown	No	N/A	N/A	N/A	N/A	N/A	N/A	N/A	N/A

*This report uses data from the National Center for Education Statistics (NCES) IPEDS database from 2016-2020.