

# Program Competition & Student Demand

## Active Selections

( County : San Mateo, CA ) AND ( ( Program of study : Associate's degree - Building/Home/Construction Inspection/Inspector (46.0403) OR Program of study : Award of at least 1 but less than 2 academic years - Building/Home/Construction Inspection/Inspector (46.0403) OR Program of study : Award of less than 1 academic year - Building/Home/Construction Inspection/Inspector (46.0403) ) )

### Total Degrees Conferred

**5**  
(+66.7% since 2016)

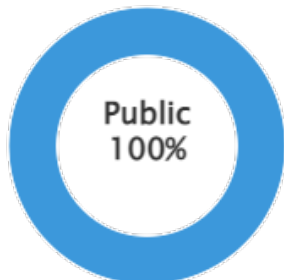
In 2020

### Number of Institutions

**1**  
(No change since 2016)

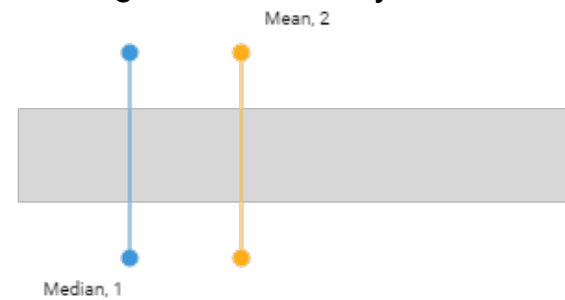
In 2020

### Market Share by Type of Institution



In 2020

### Degrees Conferred by Institution



In 2020

Institution	Type	Distance Learning	Market Share 2020 (%)	Change in Market Share 2016-2020 (%)	Change in Degree Conferrals 2016-2020 (%)	2020	2019	2018	2017	2016
College of San Mateo	Public	No	100.0	0.0	66.7	5	3	5	2	3

\*This report uses data from the National Center for Education Statistics (NCES) IPEDS database from 2016-2020.

# Program Competition & Student Demand

## Active Selections

( County : San Mateo, CA OR County : San Francisco, CA OR County : Santa Clara, CA OR County : Contra Costa, CA OR County : Alameda, CA ) AND ( ( Program of study : Associate's degree - Building/Home/Construction Inspection/Inspector (46.0403) OR Program of study : Award of at least 1 but less than 2 academic years - Building/Home/Construction Inspection/Inspector (46.0403) OR Program of study : Award of less than 1 academic year - Building/Home/Construction Inspection/Inspector (46.0403) ) )

### Total Degrees Conferred

**17**  
(-22.7% since 2016)

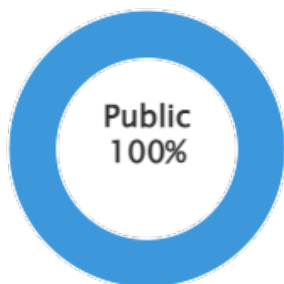
In 2020

### Number of Institutions

**4**  
(No change since 2016)

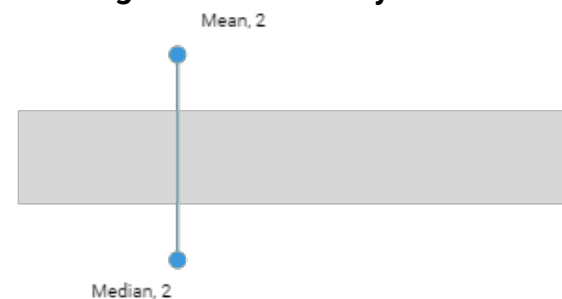
In 2020

### Market Share by Type of Institution



In 2020

### Degrees Conferred by Institution



In 2020

Institution	Type	Distance Learning	Market Share 2020 (%)	Change in Market Share 2016-2020 (%)	Change in Degree Conferrals 2016-2020 (%)	2020	2019	2018	2017	2016
Laney College	Public	No	41.2	-27.0	-53.3	7	12	19	16	15
College of San Mateo	Public	No	29.4	15.8	66.7	5	3	5	2	3
Diablo Valley College	Public	No	23.5	5.3	0.0	4	8	5	2	4
College of Alameda	Public	No	5.9	N/A	N/A	1	4	2	5	0
Merritt College	Public	No	N/A	N/A	N/A	N/A	N/A	N/A	N/A	N/A

\*This report uses data from the National Center for Education Statistics (NCES) IPEDS database from 2016-2020.