

Certification Analysis

Active Selections

San Mateo, CA, San Francisco, CA, Santa Clara, CA, Contra Costa, CA, Alameda, CA, Homeland Security, Police Officer

Certification Metrics

Job Postings

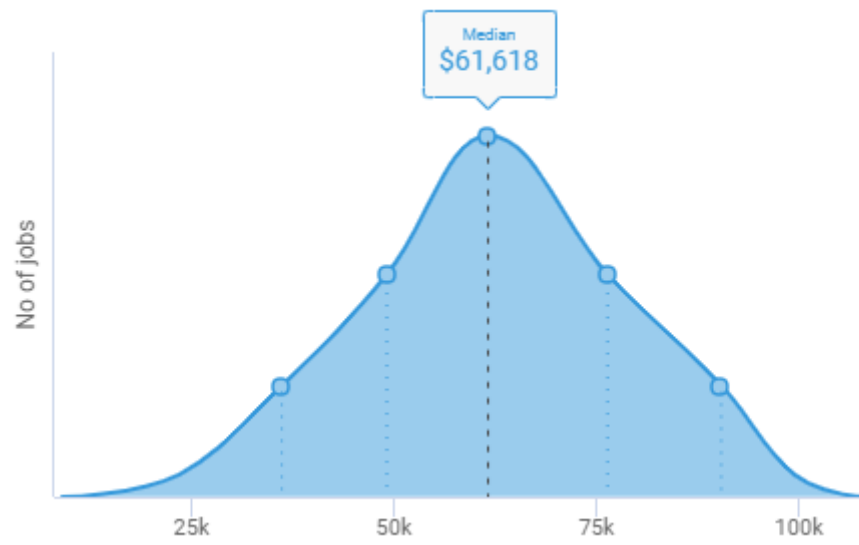
Last 12 Months



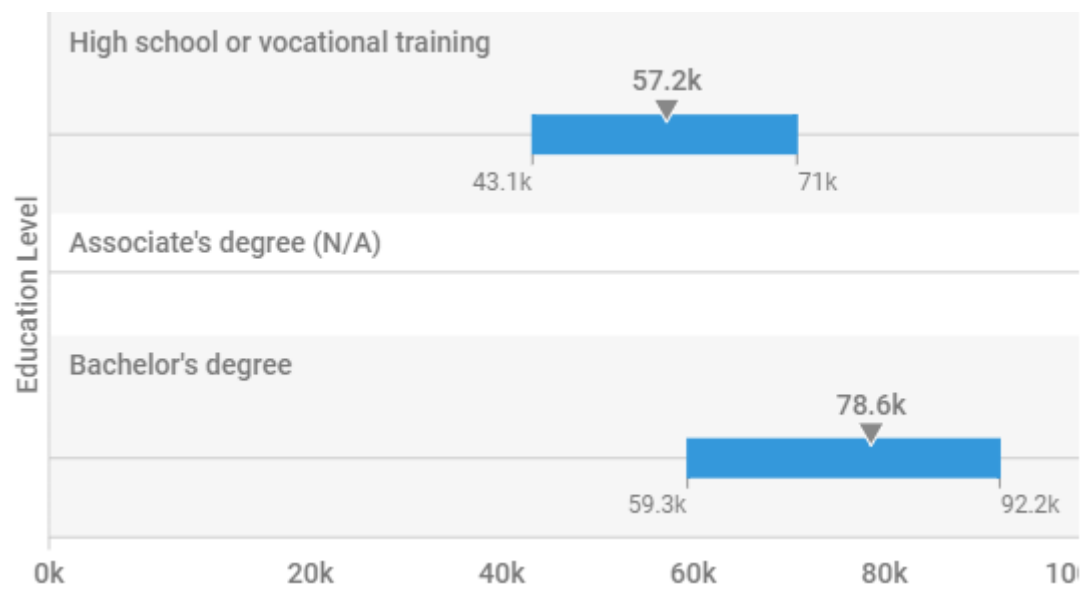
Location Quotient



Salary Overall

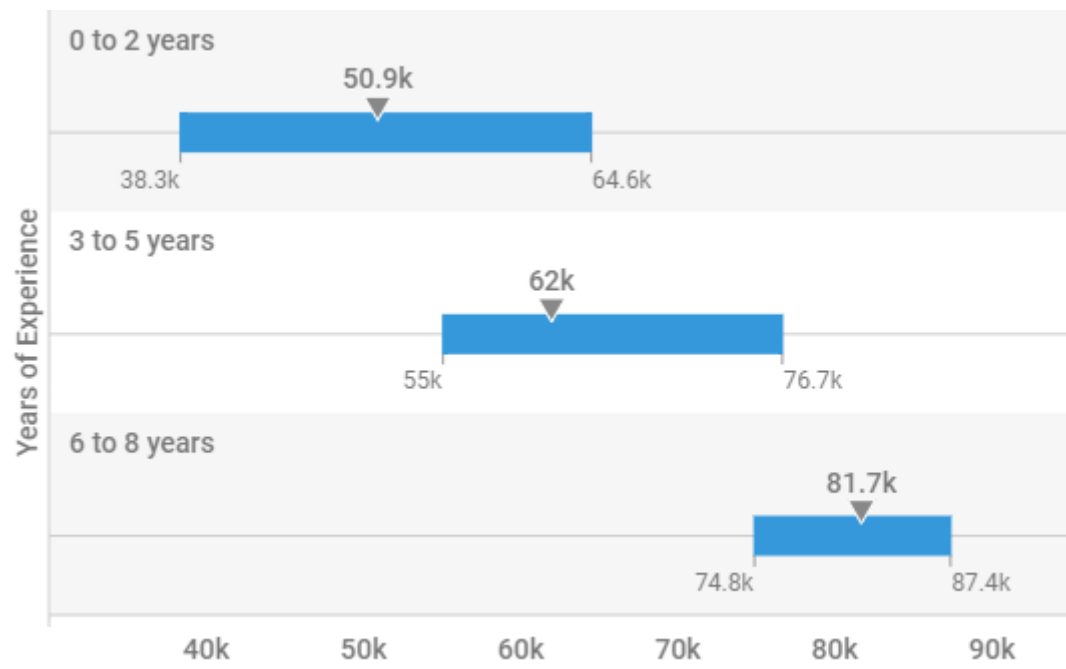


Salary By Education



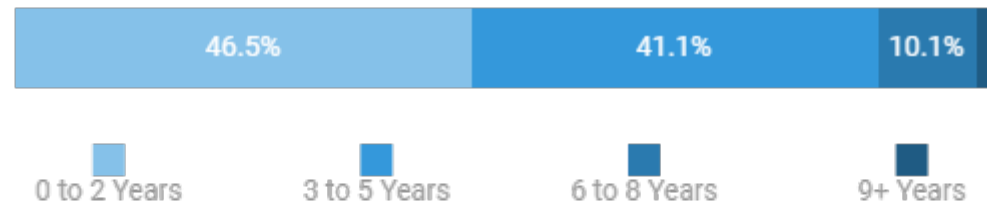
Salary distribution is not shown for education levels with insufficient sample size

Salary By Experience

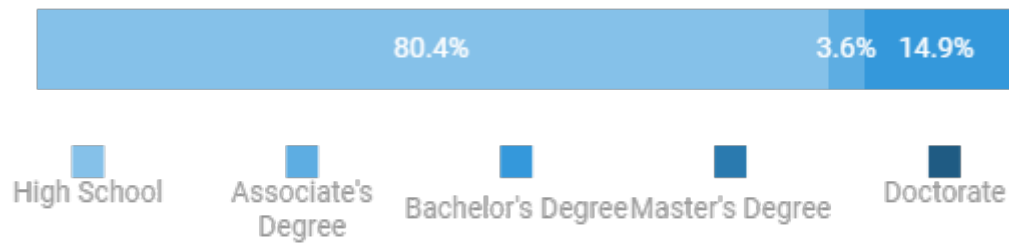


Salary distribution is not shown for experience levels with insufficient sample size

Years of Experience



Education Level



Top Occupations Requesting Certification(s)

Occupation	Associated Education Level
Police Officer	High school or vocational
Security Officer	High school or vocational
Dispatcher	High school or vocational
Police Chief / Sergeant	Associate's
Correctional Officer / Jailer	High school or vocational
Attorney	Doctoral
Fraud Examiner / Analyst	NA
Criminal Investigator	High school or vocational
Program Manager	Bachelor's
Operations Manager / Supervisor	High school or vocational

Certification Taxonomy

Certification Group	Job Postings
Law Enforcement	355
Certification	Job Postings
Police Officer	196
Law Enforcement Certification	68
Breath Alcohol Technician	32
Basic Post Certificate	29
Homeland Security	12
Advanced Post Certificate	9
Certified Peace Officer	3
Certified Process Server	3
Law Enforcement Analyst Certification	2
Certified Officer	1

Top Occupations

Specialized Occupation	Total Job Postings (Last 12 Months)	Job Postings Requesting Certification(s)(#)	Job Postings Requesting Certification(s)(%)	Occupation Projected Growth (10 Years)	Associated Education Level
Police Officer	791	75	9.5%	+3.0%	High school or vocational training
Armed Security Officer	669	18	2.7%	+12.5%	High school or vocational training
Security Officer	14,724	17	0.1%	+12.2%	High school or vocational training
Dispatcher	1,410	14	1.0%	+4.9%	High school or vocational training
Police Chief / Sergeant	90	10	11.1%	+22.4%	Associate's degree
Correctional Officer / Jailer	132	5	3.8%	-4.9%	High school or vocational training
Attorney	12,193	4	0.0%	+13.0%	Doctoral degree
Fraud Examiner / Analyst	214	4	1.9%	+4.7%	NA
Criminal Investigator	168	4	2.4%	+5.5%	High school or vocational training
Education Program Manager	758	3	0.4%	+16.9%	Bachelor's degree

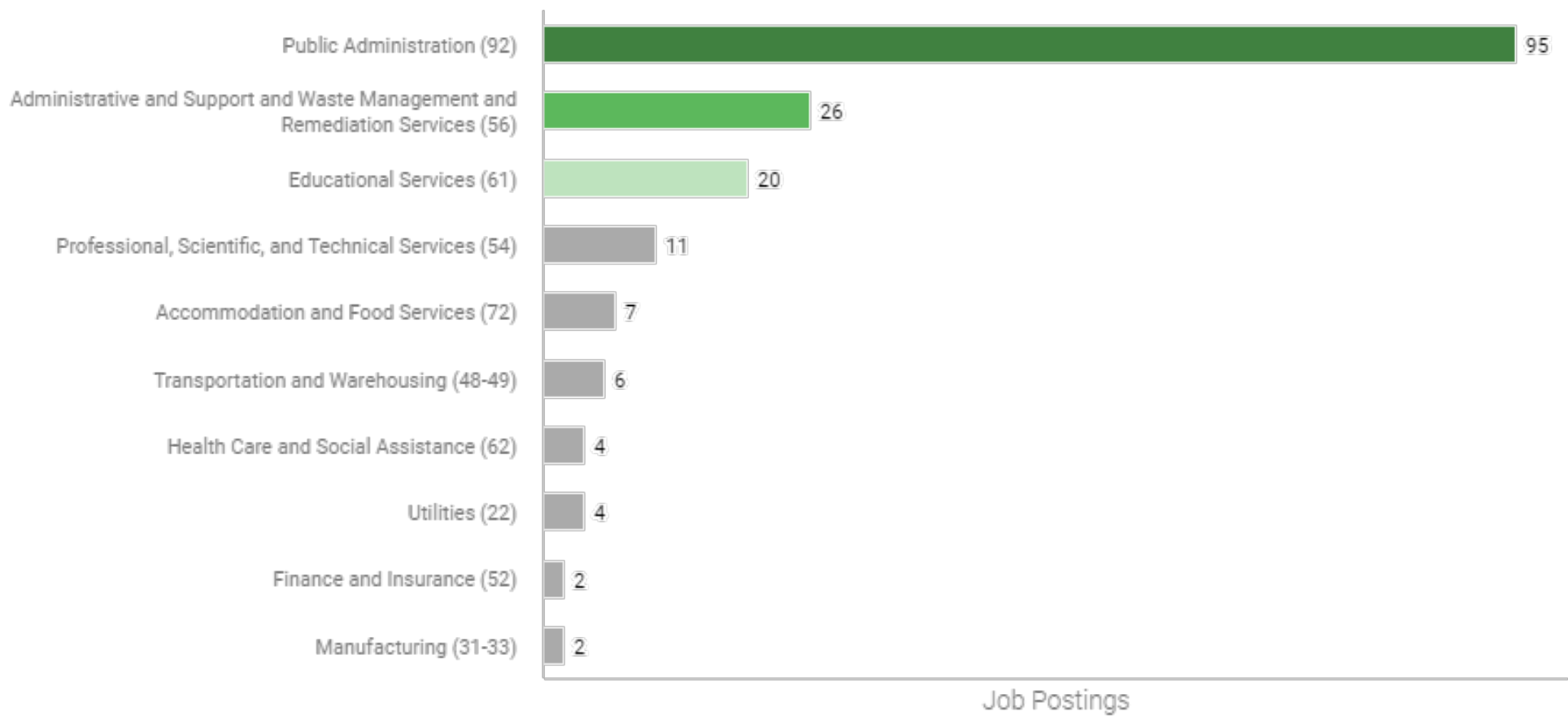
Top Co-occurring Skills

	Skill	Job Postings
1	Law Enforcement or Criminal Justice Experience	61
2	Prevention of Criminal Activity	51
3	Public Health and Safety	49
4	Cardiopulmonary Resuscitation (CPR)	47
5	Customer Service	32
6	Criminal Justice	30
7	Community Relations	29
8	Warrants	27
9	Staff Management	21
10	Vaccination	20

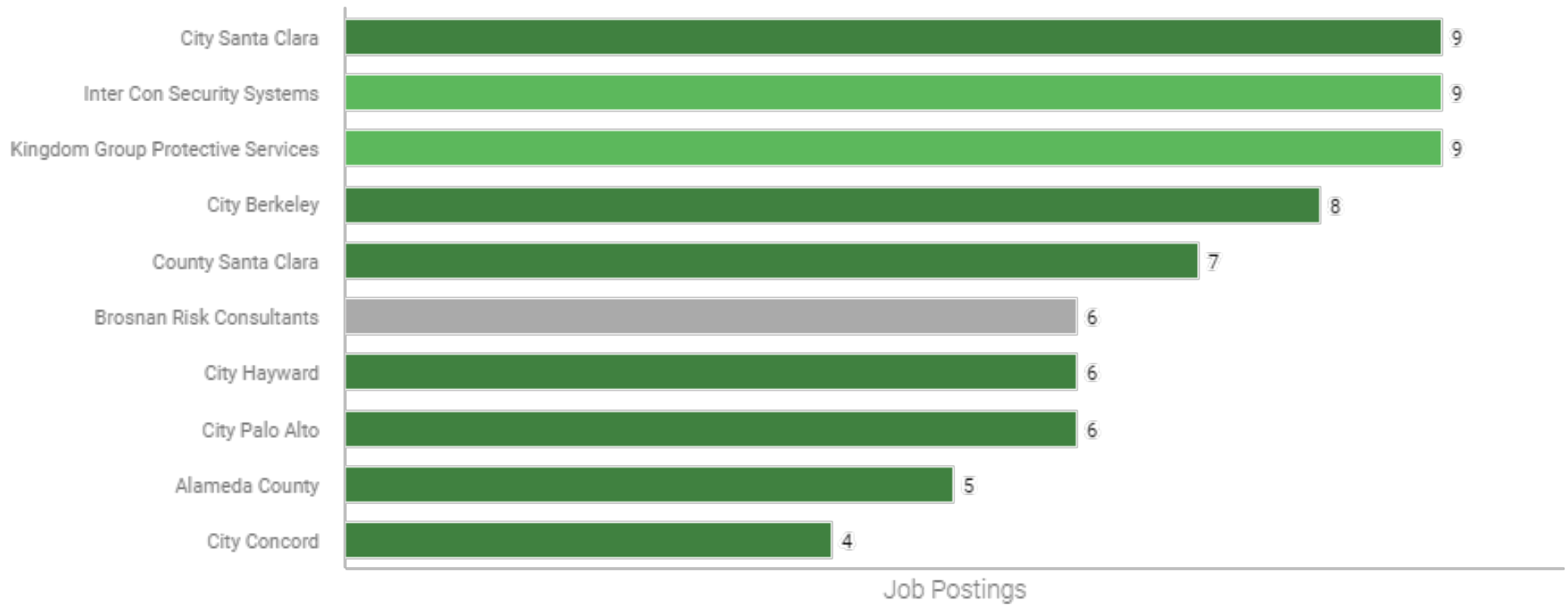
Currently displaying: Specialized

Top Industries

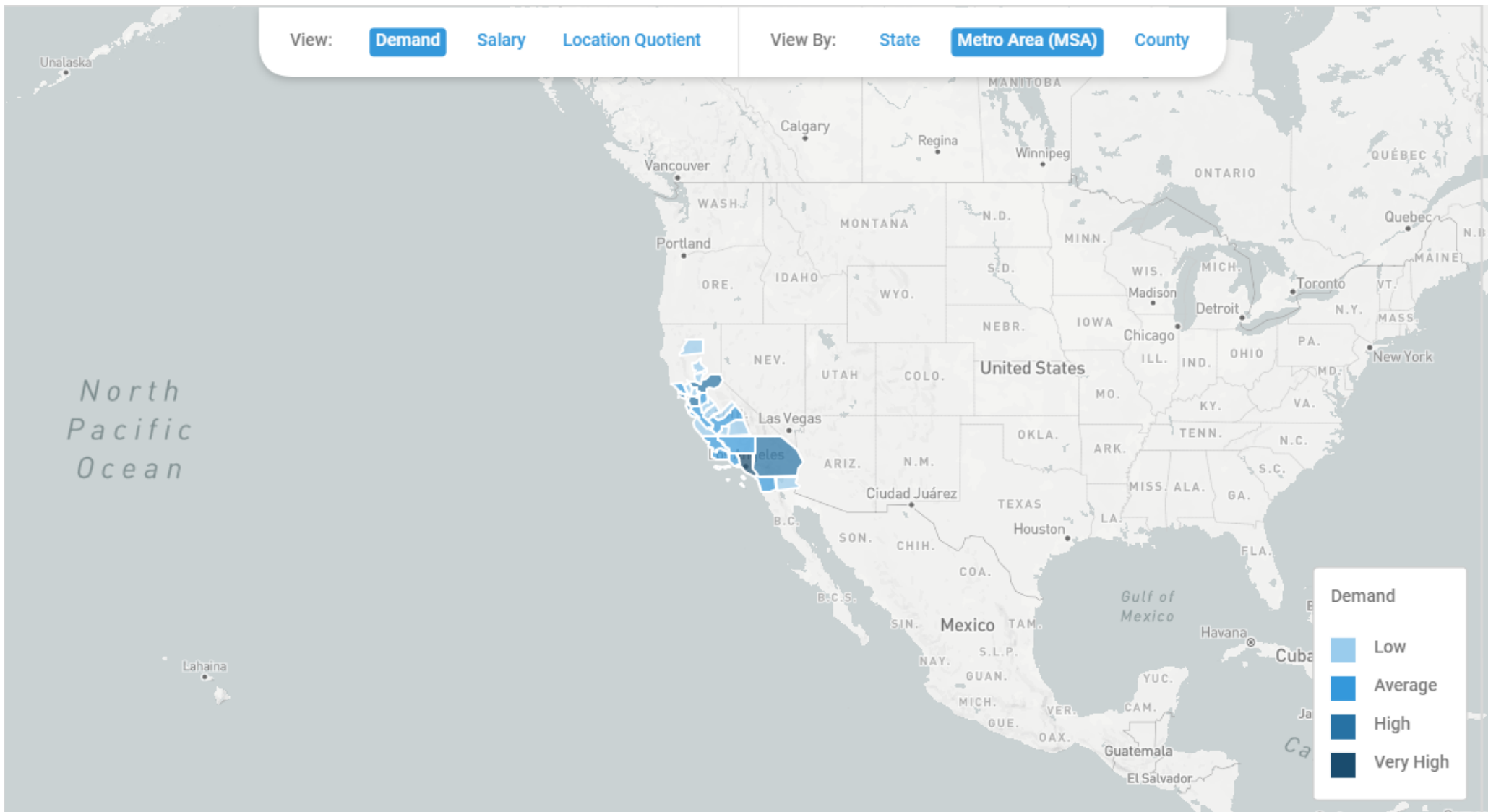
Currently displaying: 2digit












Top Employers



Top Locations



Metro Area (MSA)	Job Postings (Last 12 Months)	Median Salary	Location Quotient
Los Angeles-Long Beach-Anaheim, CA	244	\$57k	0.4 
San Francisco-Oakland-Hayward, CA	158	\$60k	0.5 
Riverside-San Bernardino-Ontario, CA	108	\$54k	0.7 
Sacramento--Roseville--Arden-Arcade, CA	86	\$57k	0.7 
San Diego-Carlsbad, CA	64	\$51k	0.3 
San Jose-Sunnyvale-Santa Clara, CA	60	\$65k	0.4 
Stockton-Lodi, CA	26	\$55k	0.9 
Fresno, CA	24	\$52k	0.7 
Santa Rosa, CA	23	\$57k	1.1 
Santa Maria-Santa Barbara, CA	19	\$53k	1.0 