

Program Competition & Student Demand

Active Selections

(County : San Mateo, CA) AND ((Program of study : Associate's degree - Substance Abuse/Addiction Counseling (51.1501) OR Program of study : Award of at least 1 but less than 2 academic years - Substance Abuse/Addiction Counseling (51.1501) OR Program of study : Award of less than 1 academic year - Substance Abuse/Addiction Counseling (51.1501)))

Total Degrees Conferred

5
(-50.0% since 2016)

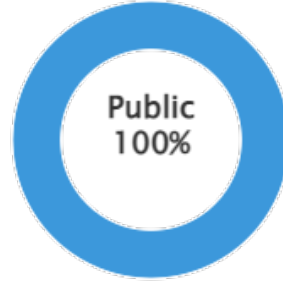
In 2020

Number of Institutions

1
(No change since 2016)

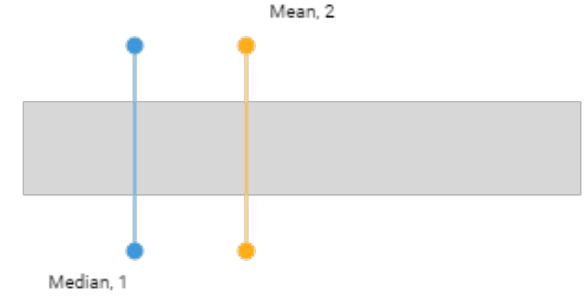
In 2020

Market Share by Type of Institution



In 2020

Degrees Conferred by Institution



In 2020

Institution	Type	Distance Learning	Market Share 2020 (%)	Change in Market Share 2016-2020 (%)	Change in Degree Conferrals 2016-2020 (%)	2020	2019	2018	2017	2016
College of San Mateo	Public	No	100.0	0.0	-50.0	5	9	9	15	10

*This report uses data from the National Center for Education Statistics (NCES) IPEDS database from 2016-2020.

Program Competition & Student Demand

Active Selections

(County : San Mateo, CA OR County : San Francisco, CA OR County : Santa Clara, CA OR County : Contra Costa, CA OR County : Alameda, CA) AND ((Program of study : Associate's degree - Substance Abuse/Addiction Counseling (51.1501) OR Program of study : Award of at least 1 but less than 2 academic years - Substance Abuse/Addiction Counseling (51.1501) OR Program of study : Award of less than 1 academic year - Substance Abuse/Addiction Counseling (51.1501)))

Total Degrees Conferred

87
(-39.6% since 2016)

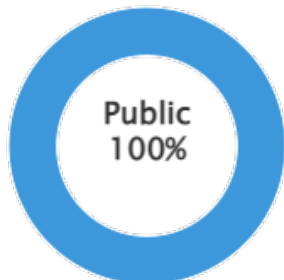
In 2020

Number of Institutions

5
(No change since 2016)

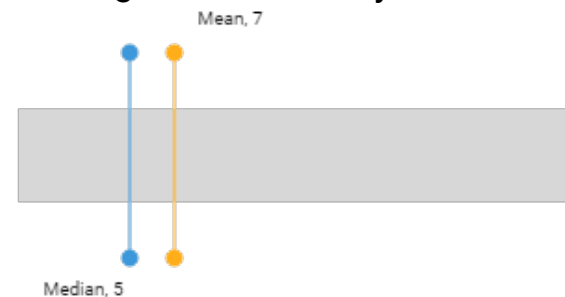
In 2020

Market Share by Type of Institution



In 2020

Degrees Conferred by Institution



In 2020

Institution	Type	Distance Learning	Market Share 2020 (%)	Change in Market Share 2016-2020 (%)	Change in Degree Conferrals 2016-2020 (%)	2020	2019	2018	2017	2016
Merritt College	Public	No	28.7	9.3	-10.7	25	13	34	37	28
Diablo Valley College	Public	No	25.3	-12.2	-59.3	22	31	27	27	54
City College of San Francisco	Public	No	23.0	7.0	-13.0	20	23	20	15	23
San Jose City College	Public	No	17.2	-2.9	-48.3	15	20	27	34	29
College of San Mateo	Public	No	5.7	-1.2	-50.0	5	9	9	15	10

*This report uses data from the National Center for Education Statistics (NCES) IPEDS database from 2016-2020.