

Program Competition & Student Demand

Active Selections

(County : San Mateo, CA) AND ((Program of study : Associate's degree - Accounting and Related Services (52.03) OR Program of study : Award of at least 1 but less than 2 academic years - Accounting and Related Services (52.03) OR Program of study : Award of less than 1 academic year - Accounting and Related Services (52.03)))

Total Degrees Conferred

90
(-40.8% since 2016)

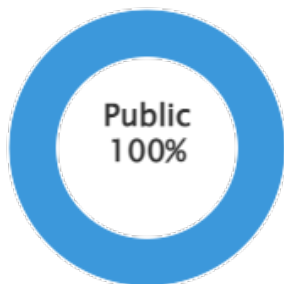
In 2020

Number of Institutions

3
(No change since 2016)

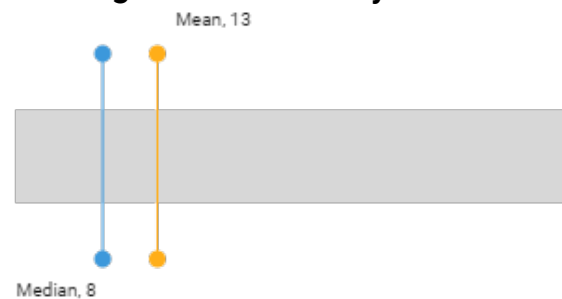
In 2020

Market Share by Type of Institution



In 2020

Degrees Conferred by Institution



In 2020

Institution	Type	Distance Learning	Market Share 2020 (%)	Change in Market Share 2016-2020 (%)	Change in Degree Conferrals 2016-2020 (%)	2020	2019	2018	2017	2016
College of San Mateo	Public	Yes	56.7	-10.4	-50.0	51	86	92	83	102
Canada College	Public	No	27.8	10.7	-3.8	25	31	18	12	26
Skyline College	Public	Yes	15.6	-0.2	-41.7	14	28	24	29	24

*This report uses data from the National Center for Education Statistics (NCES) IPEDS database from 2016-2020.

Program Competition & Student Demand

Active Selections

(County : San Mateo, CA OR County : San Francisco, CA OR County : Santa Clara, CA OR County : Contra Costa, CA OR County : Alameda, CA) AND ((Program of study : Associate's degree - Accounting and Related Services (52.03) OR Program of study : Award of at least 1 but less than 2 academic years - Accounting and Related Services (52.03) OR Program of study : Award of less than 1 academic year - Accounting and Related Services (52.03)))

Total Degrees Conferred

685

(+32.2% since 2016)

In 2020

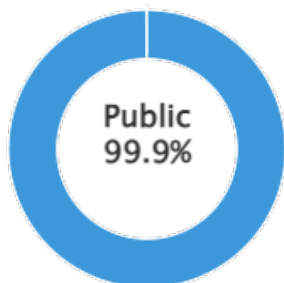
Number of Institutions

22

(No change since 2016)


In 2020

Market Share by Type of Institution



In 2020

Degrees Conferred by Institution



In 2020

Institution	Type	Distance Learning	Market Share 2020 (%)	Change in Market Share 2016-2020 (%)	Change in Degree Conferrals 2016-2020 (%)	2020	2019	2018	2017	2016
Ohlone College	Public	No	29.6	27.7	1930.0	203	112	11	8	10
De Anza College	Public	No	8.6	-5.1	-16.9	59	70	65	97	71
Chabot College	Public	Yes	8.0	0.1	34.1	55	41	42	50	41
College of San Mateo	Public	Yes	7.4	-12.3	-50.0	51	86	92	83	102
Diablo Valley College	Public	Yes	5.5	-1.4	5.6	38	50	54	42	36
Foothill College	Public	Yes	5.3	0.5	44.0	36	40	37	181	25
Evergreen Valley College	Public	No	4.4	-0.8	11.1	30	22	30	35	27
Los Medanos College	Public	No	4.1	0.4	47.4	28	26	28	19	19
Laney College	Public	No	3.6	0.1	38.9	25	22	21	23	18
Mission College	Public	Yes	3.6	0.1	38.9	25	31	24	17	18
Canada College	Public	No	3.6	-1.4	-3.8	25	31	18	12	26
San Jose City College	Public	No	3.1	-0.8	5.0	21	17	18	37	20
Merritt College	Public	No	2.8	1.3	137.5	19	13	16	9	8
Skyline College	Public	Yes	2.0	-2.6	-41.7	14	28	24	29	24
City College of San Francisco	Public	No	2.0	-1.3	-17.6	14	23	27	17	17
Gavilan College	Public	No	1.6	0.1	37.5	11	4	10	11	8
College of Alameda	Public	No	1.5	-1.4	-33.3	10	8	14	12	15
Las Positas College	Public	No	1.5	0.3	66.7	10	11	10	4	6
Berkeley City College	Public	No	1.2	-2.3	-55.6	8	12	9	10	18
Contra Costa College	Public	No	0.3	-0.1	0.0	2	1	6	10	2
Golden Gate University-San Francisco	Private	Yes	0.1	-0.1	0.0	1	1	0	1	1

West Valley College	Public	Yes	0.0	-1.2	-100.0	0	2	3	2	6
Heald College-Concord	UnKnown	No	N/A	N/A	N/A	N/A	N/A	N/A	N/A	N/A
Heald College-Hayward	UnKnown	No	N/A	N/A	N/A	N/A	N/A	N/A	N/A	N/A
Heald College-San Francisco	UnKnown	No	N/A	N/A	N/A	N/A	N/A	N/A	N/A	N/A
Heald College-San Jose	UnKnown	No	N/A	N/A	N/A	N/A	N/A	N/A	N/A	N/A
CET-Gilroy-Gilroy	UnKnown	No	N/A	N/A	N/A	N/A	N/A	N/A	N/A	N/A
CET-San Jose	Private	No	N/A	N/A	N/A	N/A	N/A	N/A	N/A	N/A
Carrington College-Sacramento	For-Profit	No	N/A	N/A	N/A	N/A	N/A	N/A	N/A	N/A
ITT Technical Institute-Concord	UnKnown	No	N/A	N/A	N/A	N/A	N/A	N/A	N/A	N/A
ITT Technical Institute-Oakland	UnKnown	No	N/A	N/A	N/A	N/A	N/A	N/A	N/A	N/A
Martinez Adult Education	UnKnown	No	N/A	N/A	N/A	N/A	N/A	N/A	N/A	N/A
Mt. Diablo Adult Education-Mt. Diablo USD	Public	No	N/A	N/A	N/A	N/A	N/A	N/A	N/A	N/A

*This report uses data from the National Center for Education Statistics (NCES) IPEDS database from 2016-2020.