






**1** LEVEL 2 FLOOR PLAN  
3/32" = 1'-0"

**2** LEVEL 3 - FLOOR PLAN  
1/4" = 1'-0"

**NOTES**

1. REFER TO SPECIFICATION SECTION 090220 FOR INTERIOR FINISH FOR REFERENCE FOR ALL FINISH DESIGNATIONS.
2. ACCENT WALL SHALL BE EGGSHELL FINISH ONLY.
3. ALL DOOR FRAMES TO BE TO PAINTED WITH ADJACENT WALL COLOR COLOR IN SEMI-GLOSS, U.O.N.
4. FLOOR FINISH TRANSITIONS TO BE LOCATED AT CENTERLINE OF DOOR LEAF, WHERE OCCURS IN CLOSED POSITION, U.O.N.
5. PROVIDE TRANSITION STRIPS IN LOCATION WHERE CHANGE IN FLOORING OCCURS.
6. PAINTED HOLLOW METAL DOOR AND FRAMES TO MATCH ADJACENT WALL PAINT COLOR, U.O.N.
7. ALL CERAMIC FLOOR TILE SHALL HAVE A 1'-0" BORDER AROUND PERIMETER OF ROOM PER SMCCO'S STANDARDS TYP. TILE SIZE SHALL BE 2'X2', U.O.N.
8. SEE 7/A-915 FOR AWP (ACOUSTICAL WALL PANEL) INSTALLATION DETAIL.

**LEGEND KEY**

RFS-3 LINOLEUM	RFS-2 LINOLEUM	RFS-1 LINOLEUM
		

**PROJECT RECORD SET**

**BUILDING 4  
SKYLINE COLLEGE**  
SAN MATEO COUNTY  
COMMUNITY COLLEGE  
DISTRICT

**CIP2 DESIGN-BUILD  
PROJECT  
BUILDING 4**

PROJECT NO: 07012.00 DRAWN BY: Author  
DATE: 02/09/11 CHECKED BY: Checker  
SCALE: As indicated

SHEET TITLE:  
**LEVEL 2 & 3  
CORRIDOR  
FLOOR PATTERN**