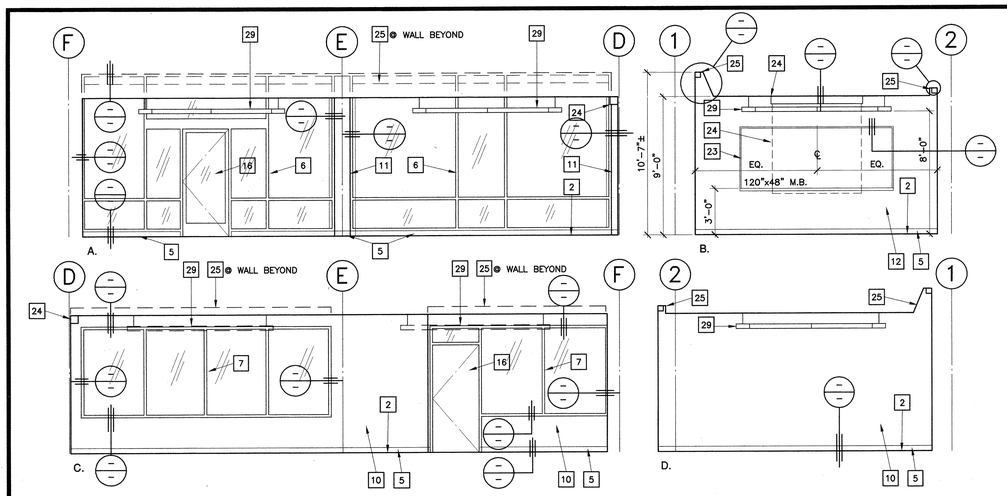

1 Meeting Room 2108
SCALE : 1/4" = 1'-0"

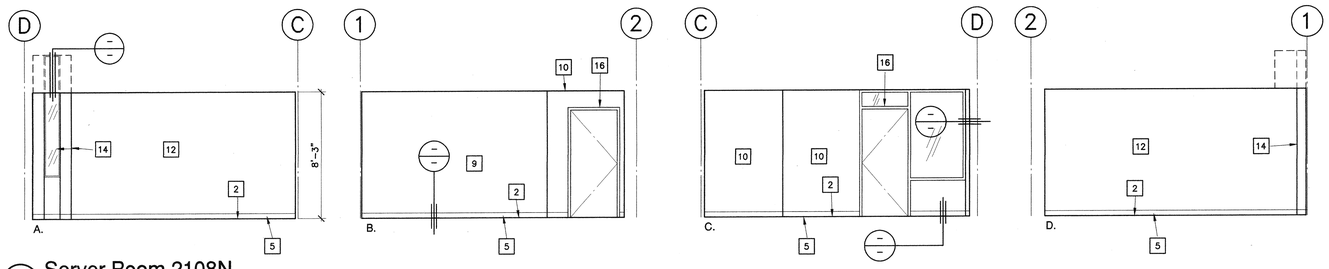

2 Server Room 2108N
SCALE : 1/4" = 1'-0"

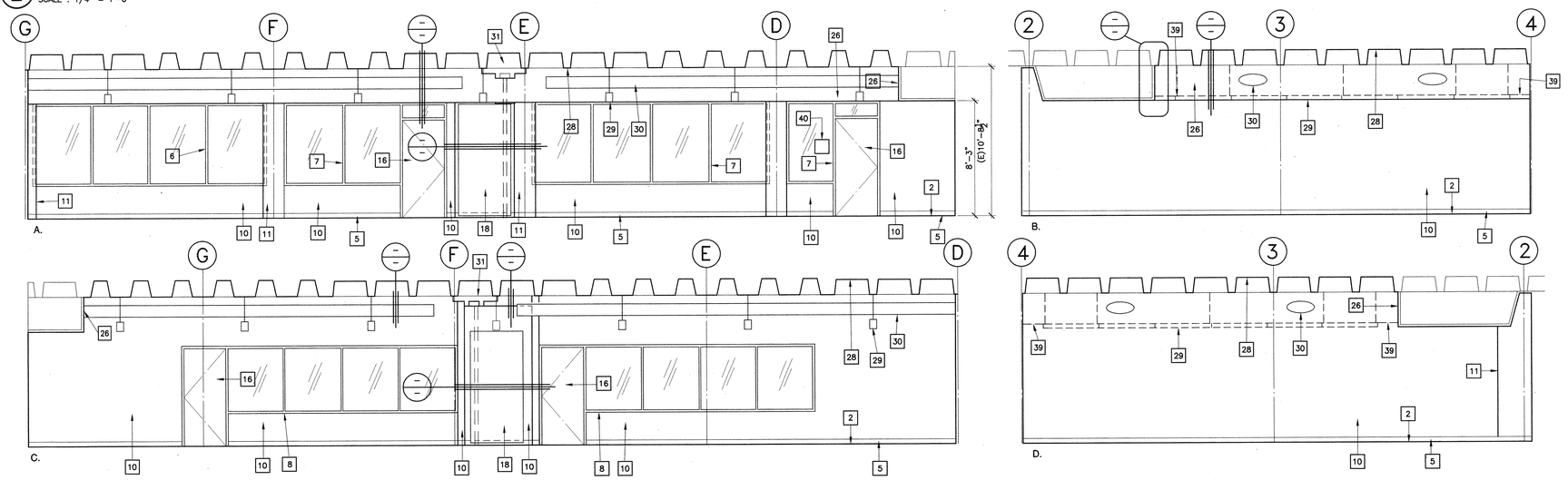

3 Multi-Purpose Media Lab 2108A & 2108 B
SCALE : 1/4" = 1'-0"

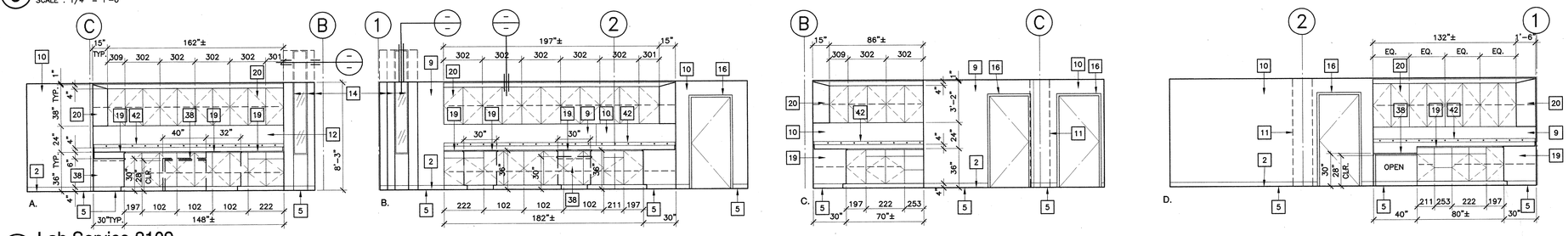

4 Lab Service 2109
SCALE : 1/4" = 1'-0"

Numbered Notes: THIS SHEET ONLY

3"O OR 3 1/2" VERIFY W/ MANUF.

1. (E) CONC. SLAB W/ (N) VINYL COMPO. FLR. TILE.
2. (N) 3" HIGH ACCESS FLOOR SYSTEM OVER (E) CONC. SLAB.
3. (N) 27" HIGH ACCESS FLOOR SYSTEM OVER (E) CONC. SLAB.
4. (N) ACCESS FLOOR RAMP SYSTEM.
5. (N) 4" HIGH RUBBER BASE
6. (N) EXTERIOR ALUM. STOREFRONT GLAZING SYSTEM.
7. (N) INTERIOR ALUM. STOREFRONT GLAZING SYSTEM.
8. (N) HOLLOW METAL FRAME W/ GLAZING (45 MINUTE @ CORR. 'E')
9. (E) GYP. BD.
10. (N) GYP. BD.
11. (E) EXPOSED CONC. COL.
12. (E) EXPOSED CONC. WALL.
13. (E) CONC. WALL W/ PLASTER FIN.
14. (E) EXPOSED CONC. WALL PANEL W/ METAL FRAMED FIXED GL.
15. (E) DOOR
16. (N) DOOR
17. (N) HANDRAIL.
18. (N) OPERABLE WALL PANELS (SHOWN IN STACKED POSITION).
19. (N) STD. HT. BASE CAB. & TOP W/ W.I.C. DESIGN SERIES NUMBER– SEE DET. 6/A9.4 & 8/A9.4
20. (N) WALL CAB W/ W.I.C. DESIGN SERIES NUMBER – SEE DET. 5/A9.4
21. ACCESS FLOOR TRANSITION RAMP. SEE –/–
22. (N) ADJUSTABLE SHELVES
23. (N) MARKER BOARD.
24. (N) WALL MOUNTED PROJECTION SCREEN, (ELECTRIC OR MANUAL). SEE ___/___
25. (N) DRAPERY POCKET W/ ELECTRIC ROLL DOWN SHADES.
26. (E) GYP. BD. SOFFIT.
27. (N) GYP. BD. SOFFIT
28. (E) EXPOSED CONC. WAFFLE SLAB
29. (N) SUSPENDED LIGHT FIXT.– SEE ELECT.
30. (N) EXPOSED H.V.A.C. DUCT– SEE MECH.
31. (N) HEAD TRACK @ (N) OPERABLE WALL.
32. (E) CONC. SLAB W/ (E) VINYL COMPO. FLR. TILE.
33. (E) 4" HIGH RUBBER BASE.
34. (E) F.E. CAB.
35. (E) ELEV. DR.
36. (N) SLIDING PANELS IN FRONT OF (N) ADJUST. SHELVES.
37. (E) ELECT. PANEL.
38. (N) ACCESSIBLE WORK STATION: SEE –/– TOP @ +30" W/ 28" H. x 38" W. x 24" D. CLR. KNEE SPACE
39. (N) HORIZ. STABILIZING CABLE TO MATCH SUSPENSION CABLE LIGHT FIXTS. TO STRUCT. IN WALL OR SOFFIT SOFFIT– SEE ___/___
40. (N) SIGN– SEE DOOR SCHEDULE
41. (E) EXPO. H.V.A.C. DUCT TO BE REMOVED– PATCH (E) OPENING W/ MTL. STUDS & GYP. BD. TO MATCH (E)– SEE MECH.
42. (N) CONT. SURF. MTD. ELECT. STRIP MOULDING– SEE ELECT.

KRUGER BENSEN ZIEMER ARCHITECTS, INC. AIA
30 W. ARRELLAGA SANTA BARBARA, CA. 93101
805/963.1726

STEVE DOWTY, A.I.A.
PRINCIPAL IN CHARGE

GERALD SHUSTA
PROJECT ARCHITECT

All ideas, design arrangements and plans indicated or represented by this drawing are owned by and are the property of Kruger–Bensen–Ziemer, AIA architects, and were created, evolved and developed for use on, and in connection with, the specified projects. None of such ideas, designs, arrangements or plans shall be used by or disclosed to any person, firm or corporation for any purpose whatsoever without the written permission of Kruger–Bensen–Ziemer.

CENTER FOR ADVANCED LEARNING TECHNOLOGY
SKYLINE COLLEGE

SAN MATEO COUNTY COMMUNITY COLLEGE DISTRICT
3300 COLLEGE DRIVE SAN BRUNO, CALIFORNIA 94066

NO.	DESCRIPTION	DATE	BY

REVISION

DRAWN	LJL
CHECKED	SD
DATE	3/21/01
JOB NO.	98–03

SHEET TITLE

INTERIOR ELEVATIONS

SHEET 13

A 5.0

OF 21

LICENSED ARCHITECT STEVEN E. DOWTY No. C-11153 Ren. 11/01 STATE OF CALIFORNIA

IDENTIFICATION STAMP
DIV. OF THE STATE ARCHITECT
OFFICE OF REGULATION SERVICES
APPL 01-103735
AC FLS SS
DATE Dec 27 01

J:\CadProj\98031\98031a5_0.dwg, Fri Oct 26 15:26:35 2001