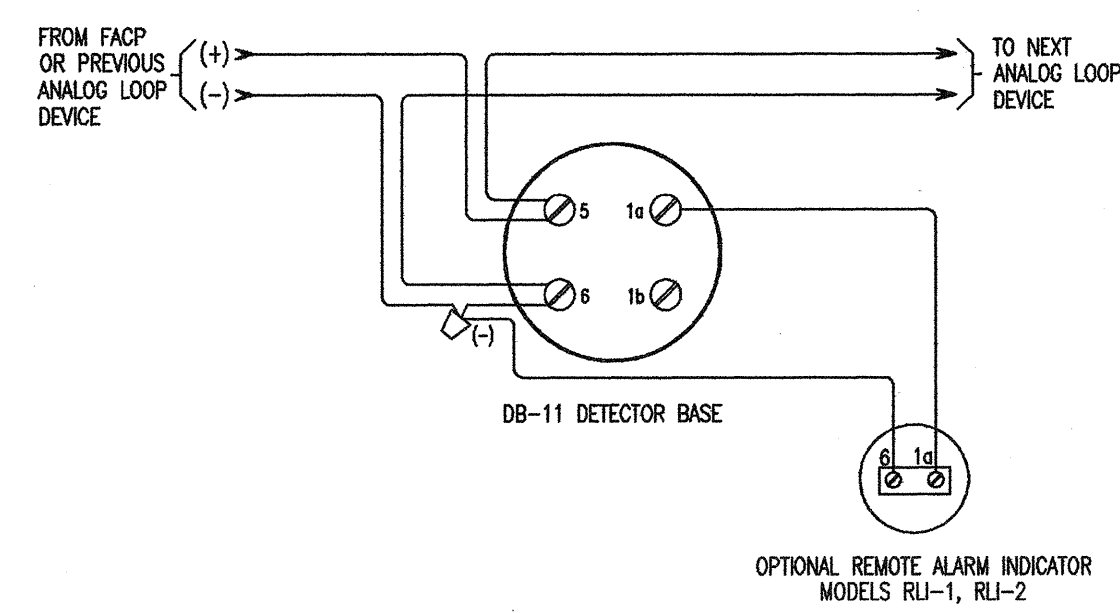
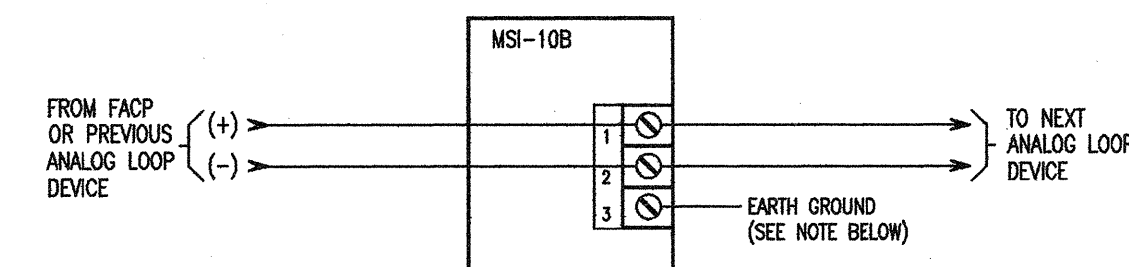


TYPICAL WIRING OF FIELD DEVICES

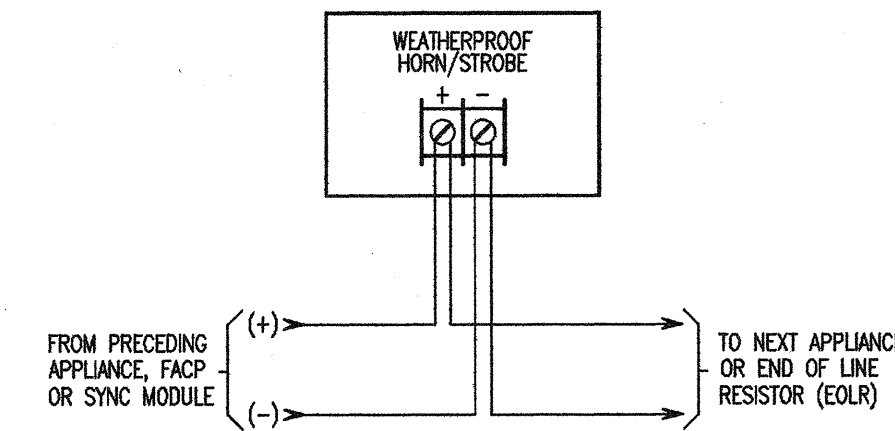


FP-11 INTELLIGENT PHOTOELECTRIC FIRE DETECTOR or
FPT-11 INTELLIGENT THERMAL DETECTOR
with DB-11 DETECTOR BASE

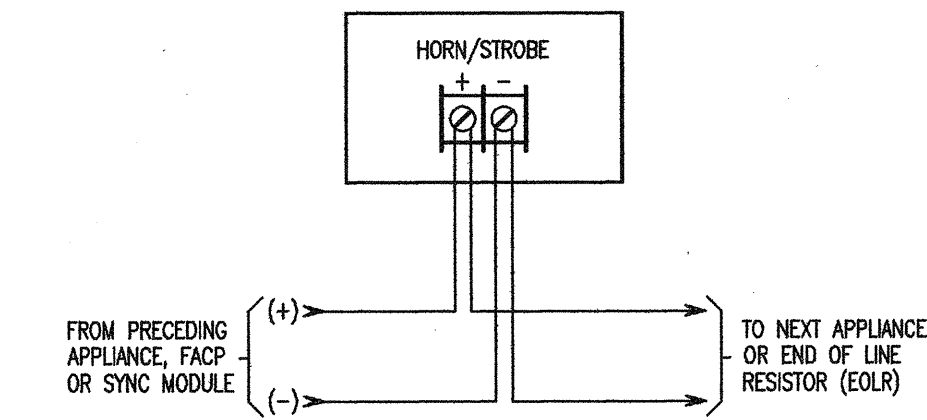


MSI-10B MANUAL PULL STATION (SINGLE ACTION)

- NOTES:
- 1) WHEN USING SHIELDED CABLE WITHOUT METAL RACEWAY OR WITH CONDUIT NONMETALLIC RACEWAY, THE SHIELD SHOULD BE TERMINATED AT THE DEVICE BOX AND THE DEVICE GROUND TERMINAL. IF THE DEVICE BOX IS ALREADY GROUND BY ANOTHER MEANS, SUCH AS BEING MOUNTED TO A GROUND STRUCTURE, THE WIRE SHIELDS SHOULD BE CONTINUOUS AND MUST BE GROUND SOLELY AT THE POINT OF ORIGIN, FOR EXAMPLE AT THE CONTROL PANEL.
 - 2) WHEN USING SHIELDED CABLE WITH METAL RACEWAY, THE WIRING SHIELD SHOULD BE CONTINUOUS AND GROUND SOLELY AT THE POINT OF ORIGIN. THE DEVICE GROUND TERMINAL SHALL BE CONNECTED TO THE GROUND DEVICE BOX.
 - 3) WHEN USING METAL RACEWAY WITHOUT SHIELDED CABLE, CONNECT THE DEVICE GROUND TERMINAL TO THE GROUND DEVICE BOX.



ASWP-2475W WEATHERPROOF HORN/STROBE
(Wall Mounted Appliance)



NS-24MCW HORN/STROBE
(Multi Candela Two Wire Appliance)



Engineer of Record
Jeffrey M. Decker

IDENTIFICATION STAMP
DIVISION OF THE STATE ARCHITECT

APPLICATION NUMBER: 111638
AC: *MS* *MLC* *WEL*
DATE: 2/9/11

CALIFORNIA STATE FIRE MARSHAL
APPROVED

APPROVAL OF THIS PLAN DOES NOT AUTHORIZE OR APPROVE ANY
CONSTRUCTION OR DEVIATION FROM APPLICABLE REGULATIONS. FINAL
APPROVAL, SUBJECT TO FIELD INSPECTION, ONE SET OF APPROVED
PLANS SHALL BE AVAILABLE ON THE PROJECT SITE AT ALL TIMES.
REVIEWED BY: _____ DATE: _____

CAÑADA
COLLEGE

Electrical
Infrastructure
Replacement
Project

4200 Farm Hill Blvd
Redwood City, CA 94061

BID SET

SHEET TITLE
TYPICAL WIRING
OF DEVICES

REVISIONS		
NO.	DATE	DESCRIPTION

DATE: January 14, 2011
DRAWN: RB
CHECKED: KR
SCALE: N/A
JOB NO.: 2921.01

SHEET NUMBER
FA-04