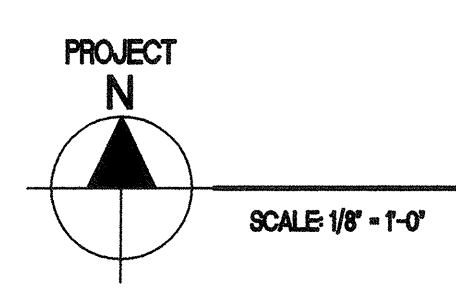


FIRST FLOOR REFLECTED CEILING DEMO PLAN 1



**SHEET NOTES**

- 1 REMOVE (E) 12x12 ACT CEILING TILE SYSTEM, 4 RECESSED LIGHT FIXTURES & REGISTERS THIS AREA (TYP. @ DASHED LINES, U.O.N.)
- 2 REMOVE (E) SURFACE MOUNTED ACOUSTICAL TILES & LIGHT FIXTURES THIS AREA (TYP. @ DASHED LINES, U.O.N.)
- 3 REMOVE (E) SUSPENDED ACOUSTICAL PANEL CEILING SYSTEM, RECESSED & SURFACE MTD. LIGHT FIXTURES & REGISTERS THIS AREA (TYP. @ DASHED LINES, U.O.N.)
- 4 REMOVE (E) SUSPENDED LATH & PLASTER CEILING, RECESSED & SURFACE MTD. LIGHT FIXTURES & REGISTERS THIS AREA (TYP. @ HATCHED AREA, U.O.N.)
- 5 REMOVE SUSPENDED LIGHT FIXTURE.

**BC|A**  
 architecture  
 planning  
 interiors

Bunton Clifford Associates, Inc.  
 210 Hammond Ave.  
 Fremont, California 94539  
 [ T ] 510.445.1000  
 [ F ] 510.445.1005  
 www.BCAincOnline.com

ARCHITECT	ENGINEER

- GENERAL NOTES
1. This sheet is part of a set and is not to be used alone.
  2. This sheet is not to be used for construction unless the architect's stamp and signature appear on the drawings and the status box indicates drawings have been released for construction.
  3. These plans and prints thereof, as instruments of service, are owned by the architect and are for use on this project only. Reproduction and/or distribution without the prior written consent of the architect is forbidden.
  4. Copyright Bunton Clifford Associates, 2007

REMARKS	DATE

DRAWING STATUS	DATE
<input checked="" type="radio"/> DSA PLAN CHECK	08/29/08
<input checked="" type="radio"/> DSA BACK CHECK	01/22/09
<input type="radio"/> BIDDING	
<input type="radio"/> CONSTRUCTION	

FILE NO. 41-C1

IDENTIFICATION STAMP  
 DIV. OF THE STATE ARCHITECT

01-110074

DATE MAR 10 2008

**GENERAL NOTES**

- A. PATCH AND REPAIR ALL SURFACES AFFECTED BY MODERNIZATIONS TO MATCH EXISTING ADJACENT SURFACES, U.O.N.
- B. REMOVE ALL (E) WALL MOUNTED ACCESSORIES, SALVAGE AND SURRENDER ALL TO OWNER, PATCH AND REPAIR ALL HOLES, PAINT TO MATCH.
- C. ABOVE THE CEILING, RE-ATTACH ELECTRICAL CONDUITS AND OTHER UTILITIES TO THE WALLS TO RESTORE (E) CONDITIONS AFTER RENOVATION OF INTERIOR WALLS.
- D. REPLACE ANY MISSING OR DAMAGED CEILING ACOUSTICAL TILES OR PANELS TO MATCH EXISTING, PAINT AS REQUIRED TO PROVIDE MATCHING FINISH.
- E. CAP (E) PIPES BEHIND WALL SURFACE, PATCH & REPAIR TO MATCH ADJACENT SURFACE. SEE MECH. DWGS. FOR OTHER RELATED WORK.
- F. REMOVE ALL (E) FLOOR AND CEILING FINISHES, U.O.N.

**LEGEND**

- (E) SUSPENDED ACOUSTICAL CEILING TO REMAIN
- (E) SUSPENDED ACOUSTICAL CEILING TO BE DEMOLISHED
- (E) GYPSUM BOARD CEILING TO REMAIN
- (E) GYPSUM BOARD OR PLASTER CEILING TO BE DEMOLISHED
- (E) FLUORESCENT LIGHT FIXTURE TO REMAIN
- (E) FLUORESCENT LIGHT FIXTURE TO BE DEMOLISHED
- (E) CONCRETE CEILING TO REMAIN

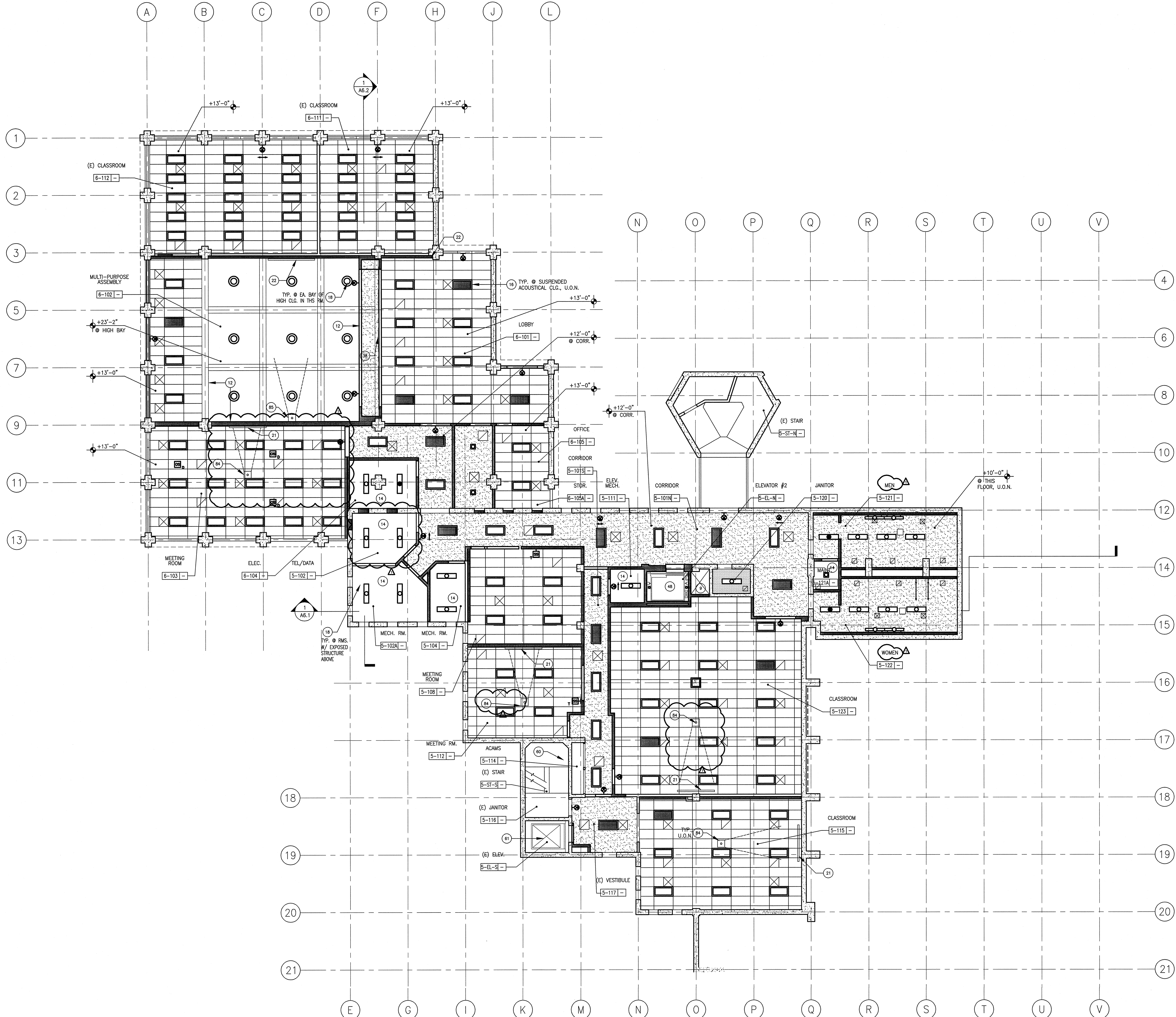
**BUILDINGS 5 & 6 RENOVATIONS**  
 San Mateo County Community College District

DSA SUBMITTAL

**CAÑADA COLLEGE**  
 4200 Farm Hill Boulevard  
 Redwood City, CA 94061


FIRST FLOOR  
 REFLECTED CEILING DEMO PLAN

Date	08/29/08	Drawing Number	
Scale	AS NOTED		<b>A3.11</b>
Project Number	07013		




**SHEET NOTES**

- 9 MECHANICAL SHAFT
- 12 SOFFIT
- (E) EXPOSED STRUCTURE ABOVE
- 16 RECESSED LIGHT FIXTURE
- 18 SUSPENDED LIGHT FIXTURE
- 21 WALL MTD. PULL-DOWN PROJECTION SCREEN (SEE 21/A10.51)
- 22 WALL MTD. MOTORIZED PROJECTION SCREEN (SEE 21/A10.51)
- 30 FOLDING PARTITION
- 48 ELEVATOR
- (E) CEILING AND LIGHT FIXTURES TO REMAIN
- (E) ELEVATOR TO REMAIN
- 84 CLG-MTD. PROJECTOR BRACKET. (SEE DET. 11/A10.91 FOR CONNECTION). SEE ELECTRICAL DRAWINGS FOR ADDITIONAL INFO.
- 85 WALL-MTD. PROJECTOR BRACKET. (SEE DET. 13/A10.91 FOR CONNECTION). SEE ELECTRICAL DRAWINGS FOR ADDITIONAL INFO.



architecture  
planning  
interiors

Bunton Clifford Associates, Inc.  
210 Hammond Ave.  
Fremont, California 94539  
[T] 510.445.1000  
[F] 510.445.1005  
www.BCAincOnline.com



- GENERAL NOTES**
- This sheet is part of a set and is not to be used alone.
  - This sheet is not to be used for construction unless the architect's stamp and signature appear on the drawings and the status box indicates drawings have been released for construction.
  - These plans and prints, when used as instruments of service, are owned by the architect and are for use on this project only. Reproduction and/or distribution without the prior written consent of the architect is forbidden.
  - Copyright Bunton Clifford Associates, 2009

REMARKS	DATE
ADDENDUM NO. 1	09/18/09

DRAWING STATUS	DATE
● DSA PLAN CHECK	08/28/09
● DSA BACK CHECK	01/22/09
● BIDDING	09/18/09
○ CONSTRUCTION	

FILE NO. 41-C1

01-110074

DATE: \_\_\_\_\_

**GENERAL NOTES**

- A. SEE SHT. A9.1 FOR FINISH SCHEDULES.
- B. SEE ELECTRICAL DRAWINGS FOR LIGHT FIXTURE SUPPORTS & BRACING.
- C. SEE MECHANICAL AND PLUMBING DRAWINGS FOR HVAC AND PLUMBING EQUIPMENT AND FIXTURES.
- D. SEE SHEETS A10.91 & A10.92 FOR TYPICAL CEILING DETAILS

**LEGEND**

- (E) 1'x1' ACOUSTICAL CEILING TILES
- 2'x4' SUSPENDED ACOUSTICAL CEILING PANEL. SEE FINISH SCHED. FOR PANEL TYPE.
- GYPSUM BOARD CEILING, PAINT, U.O.N.
- CONCRETE STRUCTURE ABOVE, PAINT, U.O.N.
- SUPPLY AIR DIFFUSER
- RETURN AIR REGISTER/EXHAUST AIR GRILLE
- ACCESS DOOR
- FLUORESCENT LIGHT FIXTURE. SEE ELECTRICAL PLANS
- FLUORESCENT LIGHT FIXTURE. SEE ELECTRICAL PLANS
- DECORATIVE PENDANT LIGHT FIXTURE. SEE ELECTRICAL PLANS
- RECESSED "CAN" LIGHT FIXTURE. SEE ELECTRICAL PLANS
- EXTERIOR WALL-MOUNTED LIGHT FIXTURE. SEE ELECTRICAL PLANS
- CEILING HEIGHT
- EXIT LIGHT - SEE ELECTRICAL PLANS

**BUILDINGS 5 & 6 RENOVATIONS**

San Mateo County Community College District

**BID ADDENDA**

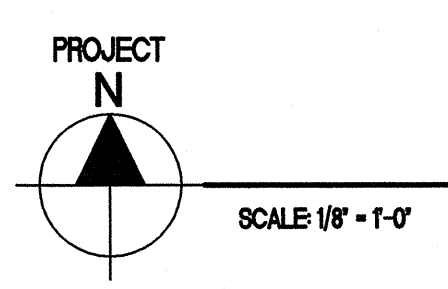
**CAÑADA COLLEGE**  
4200 Farm Hill Boulevard  
Redwood City, CA 94061

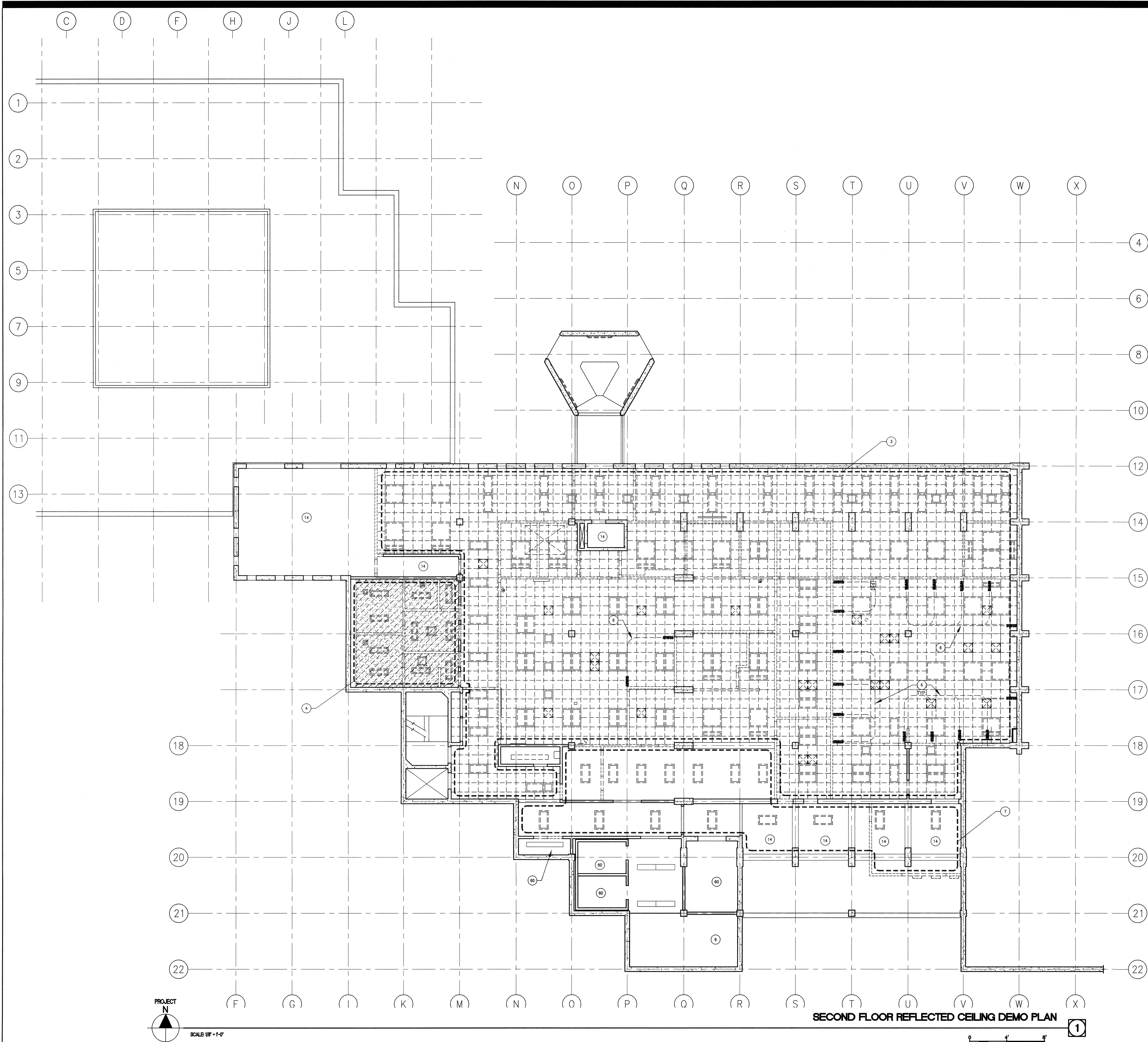
**FIRST FLOOR REFLECTED CEILING PLAN**

Date: 08/29/08  
Scale: AS NOTED  
Project Number: 07013

Drawing Number: **A3.12**

**FIRST FLOOR REFLECTED CEILING PLAN**





**SHEET NOTES**

- 3 REMOVE (E) SUSPENDED ACOUSTICAL PANEL CEILING SYSTEM, RECESSED & SURFACE MTD. LIGHT FIXTURES & REGISTERS THIS AREA (TYP. Ø DASHED LINES, U.O.N.)
- 4 REMOVE (E) SUSPENDED LATH & PLASTER CEILING, RECESSED & SURFACE MTD. LIGHT FIXTURES & REGISTERS THIS AREA (TYP. Ø HATCHED AREA, U.O.N.)
- 6 REMOVE (E) CEILING MTD. PRIVACY CURTAIN & TRACK.
- 7 REMOVE (E) SURFACE MTD. & SUSPENDED LIGHT FIXTURES THIS AREA, TYP.
- 14 (E) EXPOSED STRUCTURE
- 80 (E) CEILING AND LIGHT FIXTURES TO REMAIN

**GENERAL NOTES**

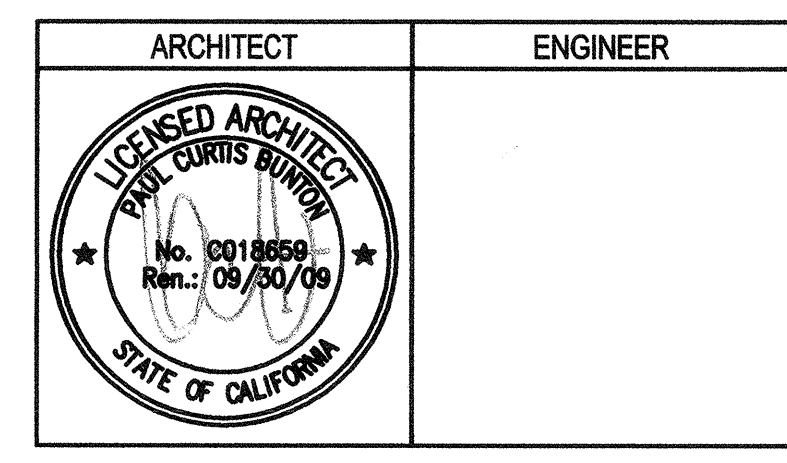
- A. PATCH AND REPAIR ALL SURFACES AFFECTED BY MODERNIZATIONS TO MATCH EXISTING ADJACENT SURFACES, U.O.N.
- B. REMOVE ALL (E) WALL MOUNTED ACCESSORIES, SALVAGE AND SURRENDER ALL TO OWNER. PATCH AND REPAIR ALL HOLES; PAINT TO MATCH.
- C. ABOVE THE CEILING, RE-ATTACH ELECTRICAL CONDUITS AND OTHER UTILITIES TO THE WALLS TO RESTORE (E) CONDITIONS AFTER RENOVATION OF INTERIOR WALLS.
- D. REPLACE ANY MISSING OR DAMAGED CEILING ACOUSTICAL TILES OR PANELS TO MATCH EXISTING. PAINT AS REQUIRED TO PROVIDE MATCHING FINISH.
- E. CAP (E) PIPES BEHIND WALL SURFACE. PATCH & REPAIR TO MATCH ADJACENT SURFACE. SEE MECH. DWGS. FOR OTHER RELATED WORK.
- F. REMOVE ALL (E) FLOOR AND CEILING FINISHES, U.O.N.

**LEGEND**

- (E) SUSPENDED ACOUSTICAL CEILING TO REMAIN
- (E) SUSPENDED ACOUSTICAL CEILING TO BE DEMOLISHED
- (E) GYPSUM BOARD CEILING TO REMAIN
- (E) GYPSUM BOARD OR PLASTER CEILING TO BE DEMOLISHED
- (E) FLUORESCENT LIGHT FIXTURE TO REMAIN
- (E) FLUORESCENT LIGHT FIXTURE TO BE DEMOLISHED
- (E) CONCRETE CEILING TO REMAIN




Bunton Clifford Associates, Inc.  
 210 Hammond Ave.  
 Fremont, California 94539  
 [T] 510.445.1000  
 [F] 510.445.1005  
 www.BCAincOnline.com



1. This sheet is part of a set and is not to be used alone.  
 2. This sheet is not to be used for construction unless the architect's stamp and signature appear on the drawings and the status box indicates drawings have been released for construction.  
 3. These plans and prints thereof, as instruments of service, are owned by the architect and are for use on this project only. Reproduction and/or distribution without the prior written consent of the architect is forbidden.  
 4. Copyright Bunton Clifford Associates, 2007

REMARKS	DATE

DRAWING STATUS	DATE
<input checked="" type="radio"/> DSA PLAN CHECK	08/29/08
<input checked="" type="radio"/> DSA BACK CHECK	01/22/09
<input type="radio"/> BIDDING	
<input type="radio"/> CONSTRUCTION	



**BUILDINGS 5 & 6 RENOVATIONS**

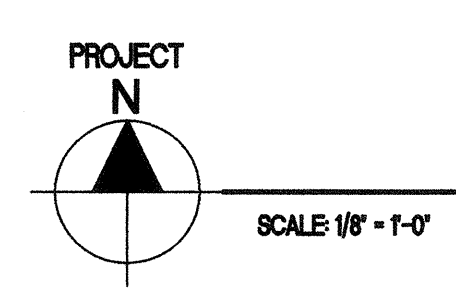
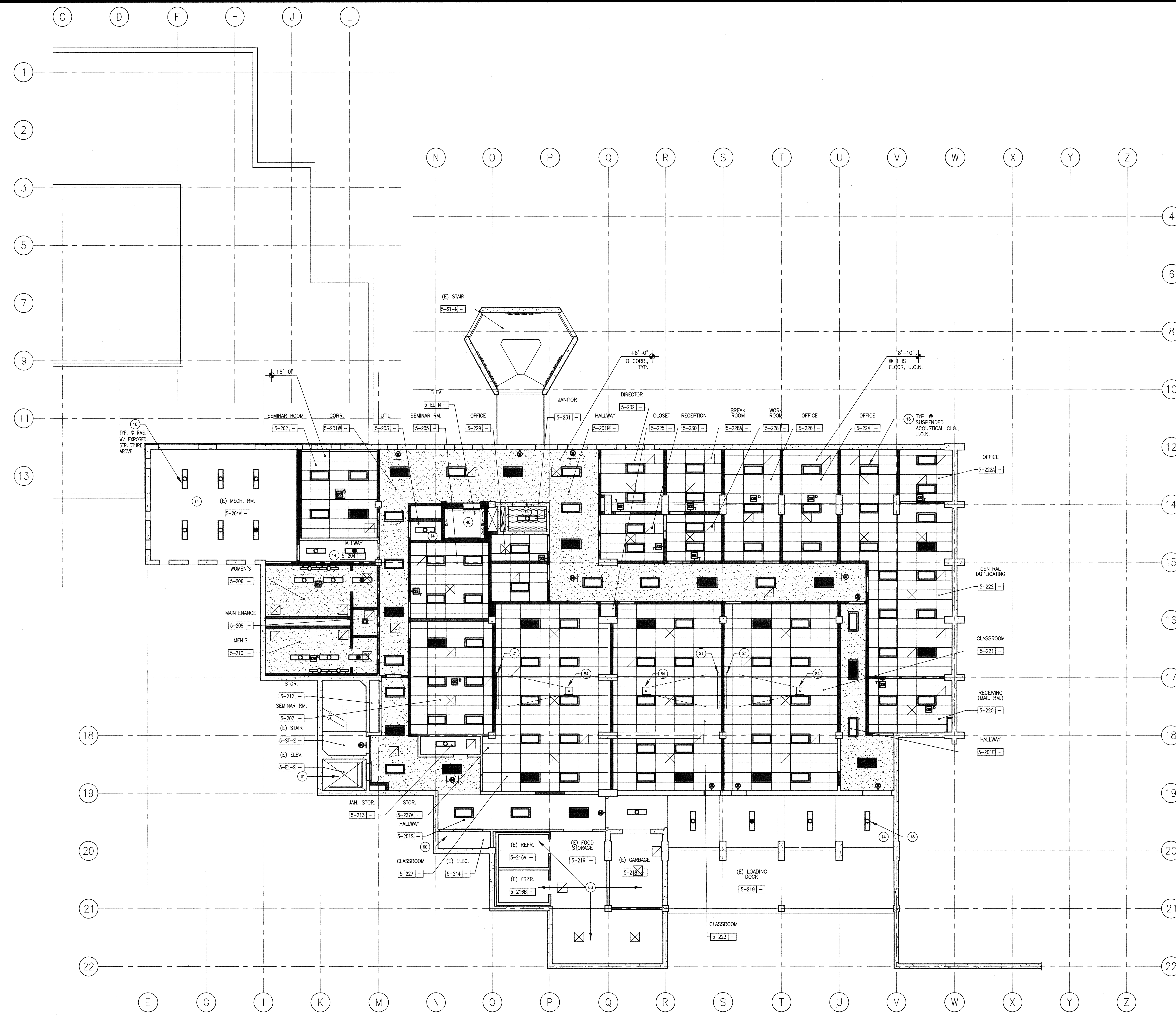
San Mateo County Community College District

DSA SUBMITTAL

**CAÑADA COLLEGE**  
 4200 Farm Hill Boulevard  
 Redwood City, CA 94061

SECOND FLOOR  
 REFLECTED CEILING DEMO PLAN

Date: 08/29/08  
 Scale: AS NOTED  
 Project Number: 07013  
 Drawing Number: **A3.21**



SECOND FLOOR REFLECTED CEILING PLAN

**SHEET NOTES**

- (10) SUSPENDED ACOUSTICAL PANEL CEILING
- (11) GYPSUM BOARD CEILING
- (14) (E) EXPOSED STRUCTURE ABOVE
- (16) RECESSED LIGHT FIXTURE
- (18) SUSPENDED LIGHT FIXTURE
- (21) WALL MTD. PULL-DOWN PROJECTION SCREEN (SEE 21/A10.51)
- (22) WALL MTD. MOTORIZED PROJECTION SCREEN (SEE 21/A10.51)
- (60) (E) CEILING AND LIGHT FIXTURES TO REMAIN
- (61) (E) ELEVATOR TO REMAIN
- (64) CLG.-MTD. PROJECTOR BRACKET (SEE DET. 1/A10.91 FOR CONNECTION) SEE ELECTRICAL DRAWINGS FOR ADDITIONAL INFO.

**BCA**  
 architecture  
 planning  
 interiors

Bunton Clifford Associates, Inc.  
 210 Hammond Ave.  
 Fremont, California 94539  
 [T] 510.445.1000  
 [F] 510.445.1005  
 www.BCAincOnline.com

ARCHITECT	ENGINEER

- GENERAL NOTES
- This sheet is part of a set and is not to be used alone.
  - This sheet is not to be used for construction unless the architect's stamp and signature appear on the drawings and the status box indicates drawings have been released for construction.
  - These plans and prints thereof, as instruments of service, are owned by the architect and are for use on this project only. Reproduction and/or distribution without the prior written consent of the architect is forbidden.
  - Copyright Bunton Clifford Associates, 2007.

REMARKS	DATE

DATE	DESCRIPTION
08/29/08	ISA PLAN CHECK
01/22/09	ISA BACK CHECK
	BIDDING
	CONSTRUCTION

FILE NO. 41-C1

IDENTIFICATION STAMP  
 DIV. OF THE STATE ARCHITECT

01- 110074

AC [Signature] PLS [Signature] SS [Signature]

DATE: MAR 19 2008

**GENERAL NOTES**

- SEE SHT. A9.1 FOR FINISH SCHEDULES.
- SEE ELECTRICAL DRAWINGS FOR LIGHT FIXTURE SUPPORTS & BRACING.
- SEE MECHANICAL AND PLUMBING DRAWINGS FOR HVAC AND PLUMBING EQUIPMENT AND FIXTURES.
- SEE SHEETS A10.91 & A10.92 FOR TYPICAL CEILING DETAILS.

**LEGEND**

- (E) 1'x1' ACOUSTICAL CEILING TILES
- 2'x4' SUSPENDED ACOUSTICAL CEILING PANEL. SEE FINISH SCHED. FOR PANEL TYPE.
- GYPSUM BOARD CEILING. PAINT, U.O.N.
- CONCRETE STRUCTURE ABOVE, PAINT, U.O.N.
- SUPPLY AIR DIFFUSER
- RETURN AIR REGISTER/EXHAUST AIR GRILLE
- ACCESS DOOR
- FLUORESCENT LIGHT FIXTURE. SEE ELECTRICAL PLANS
- DECORATIVE PENDANT LIGHT FIXTURE. SEE ELECTRICAL PLANS
- RECESSED 'CAN' LIGHT FIXTURE. SEE ELECTRICAL PLANS
- EXTERIOR WALL-MOUNTED LIGHT FIXTURE. SEE ELECTRICAL PLANS
- CEILING HEIGHT
- EXIT LIGHT - SEE ELECTRICAL PLANS

**BUILDINGS 5 & 6 RENOVATIONS**

San Mateo County Community College District

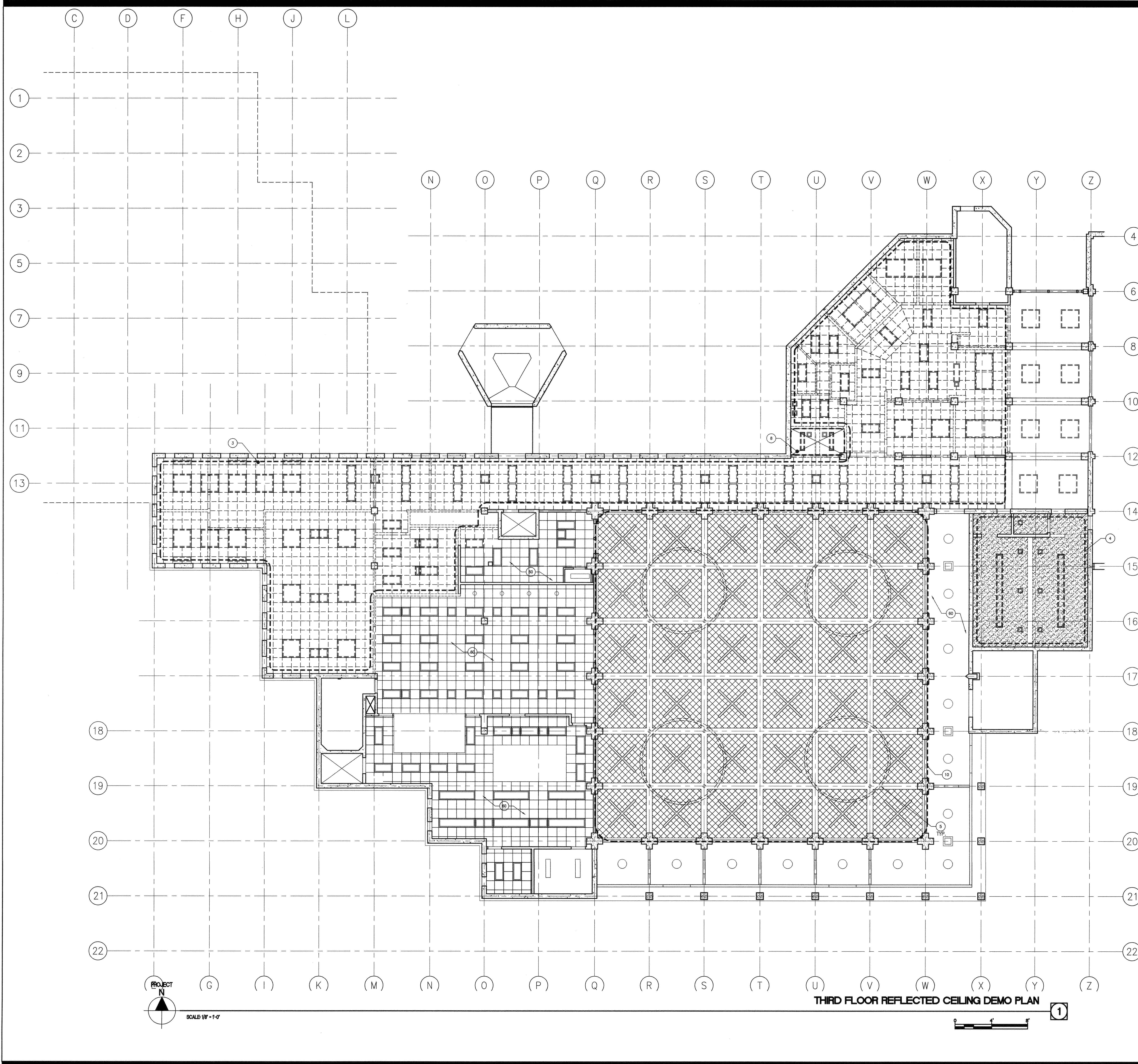
DSA SUBMITTAL

**CAÑADA COLLEGE**  
 4200 Farm Hill Boulevard  
 Redwood City, CA 94061

SECOND FLOOR REFLECTED CEILING PLAN

Date: 08/29/08  
 Scale: AS NOTED  
 Project Number: 07013

Drawing Number: A3.22



**SHEET NOTES**

- 3 REMOVE (E) SUSPENDED ACOUSTICAL PANEL CEILING SYSTEM, RECESSED & SURFACE MTD. LIGHT FIXTURES & REGISTERS THIS AREA (TYP. @ DASHED LINES, U.O.N.)
- 4 REMOVE (E) SUSPENDED LATH & PLASTER CEILING, RECESSED & SURFACE MTD. LIGHT FIXTURES & REGISTERS THIS AREA (TYP. @ HATCHED AREA, U.O.N.)
- 5 REMOVE SUSPENDED LIGHT FIXTURES.
- 8 REMOVE (E) GYP. BD. CEILING & CLG. MTD. LIGHT FIXTURES THIS AREA, TYP.
- 60 (E) CEILING AND LIGHT FIXTURES TO REMAIN

**ADD ALT. 2**

- 10 REMOVE (E) SURFACE MOUNTED ACOUSTICAL TILES & LIGHT FIXTURES THIS AREA (TYP. @ DASHED LINES, U.O.N.)

**GENERAL NOTES**

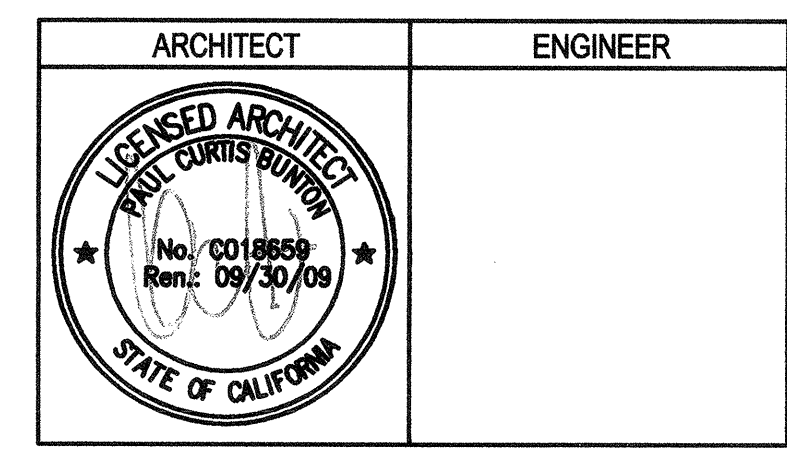
- A. PATCH AND REPAIR ALL SURFACES AFFECTED BY MODERNIZATIONS TO MATCH EXISTING ADJACENT SURFACES, U.O.N.
- B. REMOVE ALL (E) WALL MOUNTED ACCESSORIES, SALVAGE AND SURRENDER ALL TO OWNER, PATCH AND REPAIR ALL HOLES; PAINT TO MATCH.
- C. ABOVE THE CEILING, RE-ATTACH ELECTRICAL CONDUITS AND OTHER UTILITIES TO THE WALLS TO RESTORE (E) CONDITIONS AFTER RENOVATION OF INTERIOR WALLS.
- D. REPLACE ANY MISSING OR DAMAGED CEILING ACOUSTICAL TILES OR PANELS TO MATCH EXISTING, PAINT AS REQUIRED TO PROVIDE MATCHING FINISH.
- E. CAP (E) PIPES BEHIND WALL SURFACE, PATCH & REPAIR TO MATCH ADJACENT SURFACE. SEE MECH. DWGS. FOR OTHER RELATED WORK.
- F. REMOVE ALL (E) FLOOR AND CEILING FINISHES, U.O.N.

**LEGEND**

- (E) SUSPENDED ACOUSTICAL CEILING TO REMAIN
- (E) SUSPENDED ACOUSTICAL CEILING TO BE DEMOLISHED
- (E) GYPSUM BOARD CEILING TO REMAIN
- (E) GYPSUM BOARD OR PLASTER CEILING TO BE DEMOLISHED
- (E) FLUORESCENT LIGHT FIXTURE TO REMAIN
- (E) FLUORESCENT LIGHT FIXTURE TO BE DEMOLISHED
- (E) CONCRETE CEILING TO REMAIN



Bunton Clifford Associates, Inc.  
 210 Hammond Ave.  
 Fremont, California 94539  
 [T] 510.445.1000  
 [F] 510.445.1005  
 www.BCAincOnline.com




**GENERAL NOTES**

- This sheet is part of a set and is not to be used alone.
- This sheet is not to be used for construction unless the architect's stamp and signature appear on the drawings and the status box indicates drawings have been released for construction.
- These plans and prints thereof, as instruments of service, are owned by the architect and are for use on this project only. Reproduction and/or distribution without the prior written consent of the architect is forbidden.
- Copyright Bunton Clifford Associates, 2007

REMARKS	DATE

DRAWING STATUS	DATE
● DSA PLAN CHECK	06/29/08
● DSA BACK CHECK	01/22/09
○ BIDDING	
○ CONSTRUCTION	

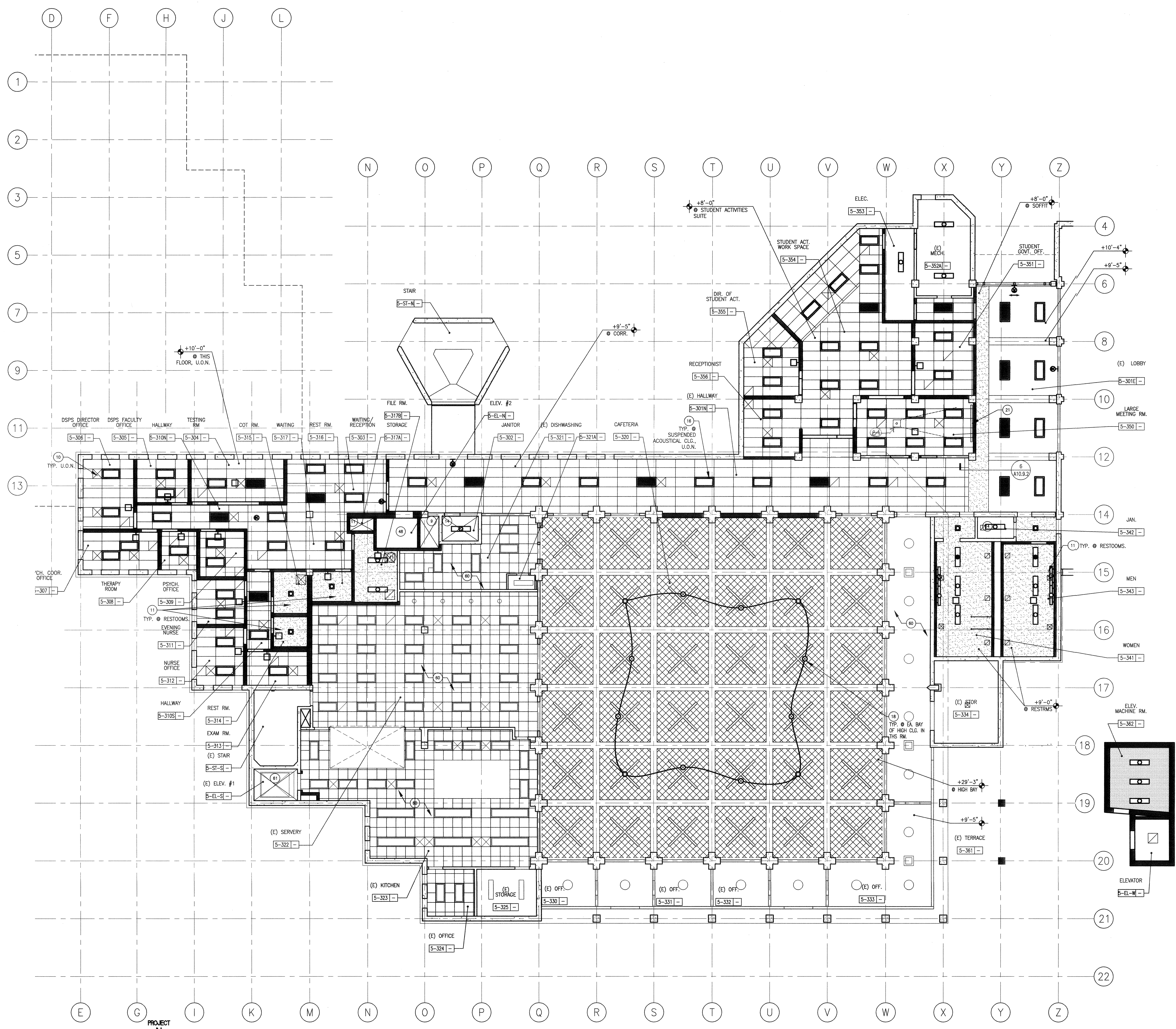


**BUILDINGS 5 & 6 RENOVATIONS**  
 San Mateo County Community College District

DSA SUBMITTAL  
**CAÑADA COLLEGE**  
 4200 Farm Hill Boulevard  
 Redwood City, CA 94061

THIRD FLOOR  
 REFLECTED CEILING DEMO PLAN

Date: 08/29/08  
 Scale: AS NOTED  
 Project Number: 07013  
 Drawing Number: **A3.31**



THIRD FLOOR REFLECTED CEILING PLAN

**SHEET NOTES**

- 10 SUSPENDED ACOUSTICAL PANEL CEILING
- 11 GYPSUM BOARD CEILING
- 14 (E) EXPOSED STRUCTURE ABOVE
- 16 RECESSED LIGHT FIXTURE
- 18 SUSPENDED LIGHT FIXTURE
- 21 WALL MTD. PULL-DOWN PROJECTION SCREEN (SEE 21/A10.51)
- 44 ELEVATOR
- 60 (E) CEILING AND LIGHT FIXTURES TO REMAIN
- 61 (E) ELEVATOR TO REMAIN
- 64 CLG. MTD. PROJECTOR BRACKET (SEE DET 11/A10.91 FOR CONNECTION). SEE ELECTRICAL DRAWINGS FOR ADDITIONAL INFO.

**BCA**  
 architecture  
 planning  
 interiors

Bunton Clifford Associates, Inc.  
 210 Hammond Ave.  
 Fremont, California 94539  
 [T] 510.445.1000  
 [F] 510.445.1005  
 www.BCAincOnline.com

ARCHITECT	ENGINEER

- GENERAL NOTES**
- This sheet is part of a set and is not to be used alone.
  - This sheet is not to be used for construction unless the architect's stamp and signature appear on the drawings and the status box indicates drawings have been released for construction.
  - These plans and prints thereof, as instruments of service, are owned by the architect and are for use on this project only. Reproduction and/or distribution without the prior written consent of the architect is forbidden.
  - Copyright Bunton Clifford Associates, 2007

REMARKS	DATE

DATE	DESCRIPTION
08/29/08	JASA PLAN CHECK
01/22/09	JASA BACK CHECK
	BIDDING
	CONSTRUCTION

FILE NO. 41-C1

IDENTIFICATION STAMP  
 DIV. OF THE STATE ARCHITECT

01-110074

DATE: MAR 19 2008

**GENERAL NOTES**

- A. SEE SHT. A9.1 FOR FINISH SCHEDULES.
- B. SEE ELECTRICAL DRAWINGS FOR LIGHT FIXTURE SUPPORTS & BRACING.
- C. SEE MECHANICAL AND PLUMBING DRAWINGS FOR HVAC AND PLUMBING EQUIPMENT AND FIXTURES.
- D. SEE SHEETS A10.91 & A10.92 FOR TYPICAL CEILING DETAILS

**LEGEND**

- (E) 1'x1' ACOUSTICAL CEILING TILES
- 2'x4' SUSPENDED ACOUSTICAL CEILING PANEL. SEE FINISH SCHED. FOR PANEL TYPE.
- GYPSUM BOARD CEILING. PAINT, U.O.N.
- CONCRETE STRUCTURE ABOVE, PAINT, U.O.N.
- SUPPLY AIR DIFFUSER
- RETURN AIR REGISTER/EXHAUST AIR GRILLE
- ACCESS DOOR
- FLUORESCENT LIGHT FIXTURE. SEE ELECTRICAL PLANS
- FLUORESCENT LIGHT FIXTURE. SEE ELECTRICAL PLANS
- DECORATIVE PENDANT LIGHT FIXTURE. SEE ELECTRICAL PLANS
- RECESSED "CAN" LIGHT FIXTURE. SEE ELECTRICAL PLANS
- EXTERIOR WALL-MOUNTED LIGHT FIXTURE. SEE ELECTRICAL PLANS
- CEILING HEIGHT
- EXIT LIGHT - SEE ELECTRICAL PLANS

**BUILDINGS 5 & 6 RENOVATIONS**

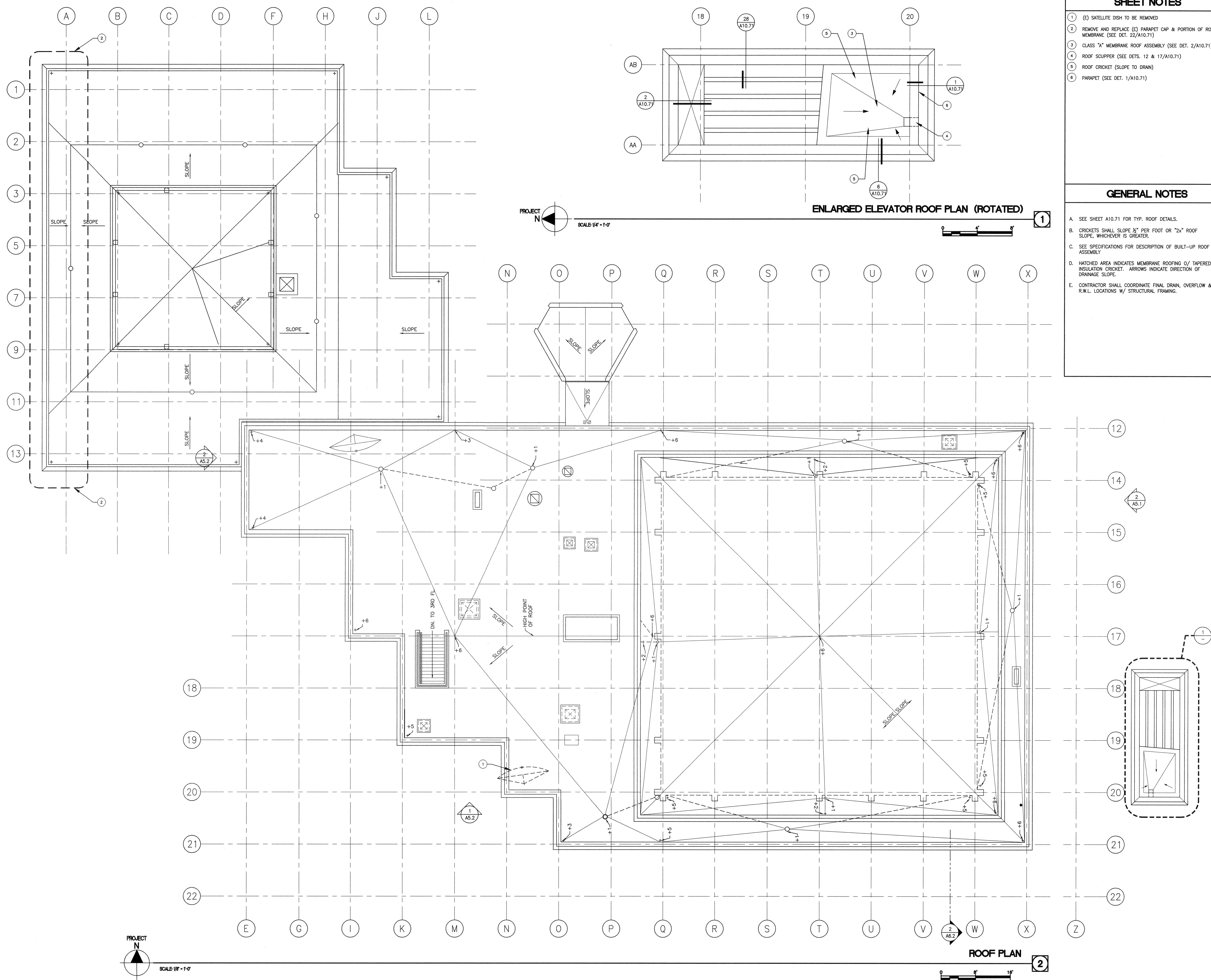
San Mateo County Community College District

DSA SUBMITTAL

**CAÑADA COLLEGE**  
 4200 Farm Hill Boulevard  
 Redwood City, CA 94061

THIRD FLOOR  
 REFLECTED CEILING PLAN

Date	08/29/08	Drawing Number	A3.32
Scale	AS NOTED	Project Number	07013



**SHEET NOTES**

- 1 (E) SATELLITE DISH TO BE REMOVED
- 2 REMOVE AND REPLACE (E) PARAPET CAP & PORTION OF ROOF MEMBRANE (SEE DET. 22/A10.71)
- 3 CLASS "A" MEMBRANE ROOF ASSEMBLY (SEE DET. 2/A10.71)
- 4 ROOF SCUPPER (SEE DETS. 12 & 17/A10.71)
- 5 ROOF CRICKET (SLOPE TO DRAIN)
- 6 PARAPET (SEE DET. 1/A10.71)

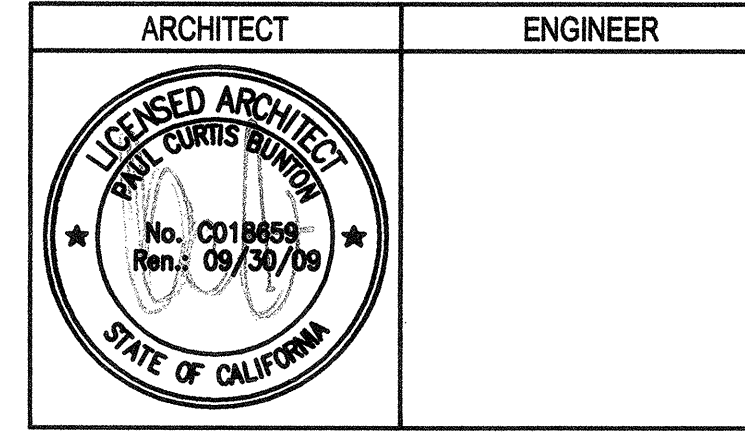
**GENERAL NOTES**

- A. SEE SHEET A10.71 FOR TYP. ROOF DETAILS.
- B. CRICKETS SHALL SLOPE 1/2" PER FOOT OR "2x" ROOF SLOPE, WHICHEVER IS GREATER.
- C. SEE SPECIFICATIONS FOR DESCRIPTION OF BUILT-UP ROOF ASSEMBLY.
- D. HATCHED AREA INDICATES MEMBRANE ROOFING 0/ TAPERED INSULATION CRICKET. ARROWS INDICATE DIRECTION OF DRAINAGE SLOPE.
- E. CONTRACTOR SHALL COORDINATE FINAL DRAIN, OVERFLOW & R.W.L. LOCATIONS W/ STRUCTURAL FRAMING.



architecture  
planning  
interiors

Bunton Clifford Associates, Inc.  
210 Hammond Ave.  
Fremont, California 94539  
[T] 510.445.1000  
[F] 510.445.1005  
www.BCAincOnline.com




**GENERAL NOTES**

1. This sheet is part of a set and is not to be used alone.
2. This sheet is not to be used for construction unless the architect's stamp and signature appear on the drawings and the release box indicates drawings have been released for construction.
3. These plans and prints thereof, as instruments of service, are owned by the architect and are for use on this project only. Reproduction and/or distribution without the prior written consent of the architect is forbidden.
4. Copyright Bunton Clifford Associates, 2007

REVISION HISTORY	REMARKS	DATE

DRAWING STATUS	DATE
● DSA PLAN CHECK	08/29/08
● DSA BACK CHECK	01/22/09
○ BIDDING	
○ CONSTRUCTION	



**BUILDINGS 5 & 6 RENOVATIONS**  
San Mateo County Community College District

DSA SUBMITTAL

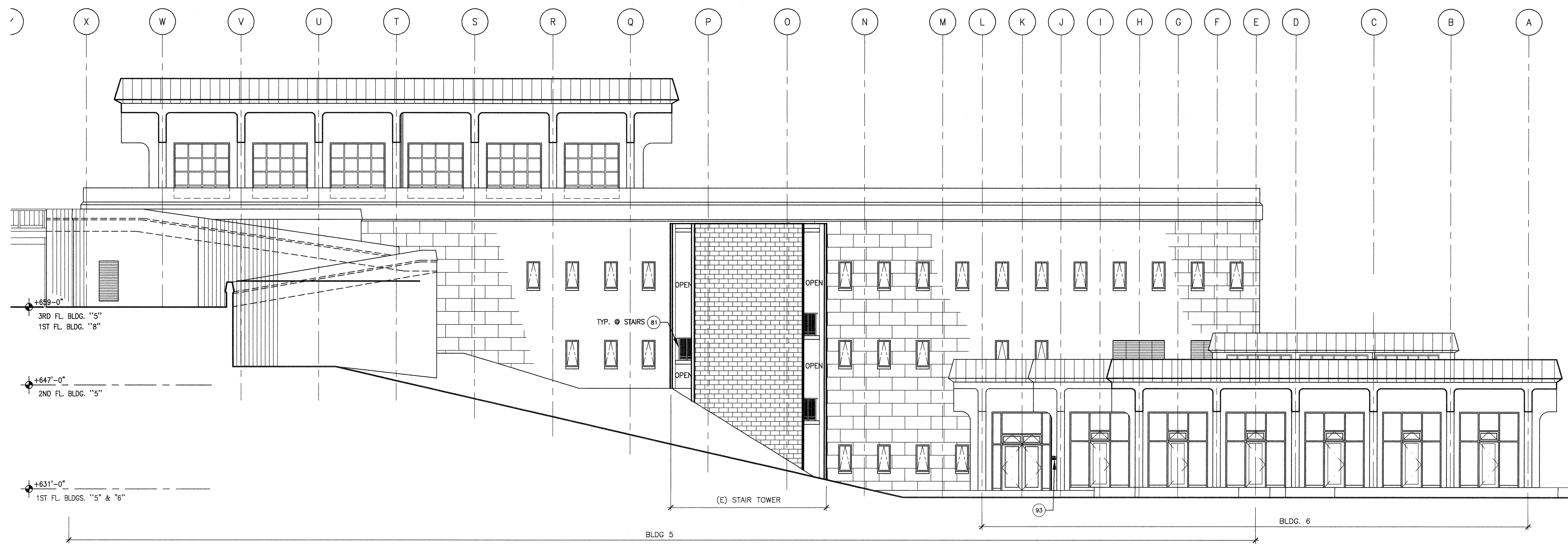
**CAÑADA COLLEGE**  
4200 Farm Hill Boulevard  
Redwood City, CA 94061

ROOF PLAN

Date: 08/29/08  
Scale: AS NOTED  
Project Number: 07013  
Drawing Number: **A4.1**

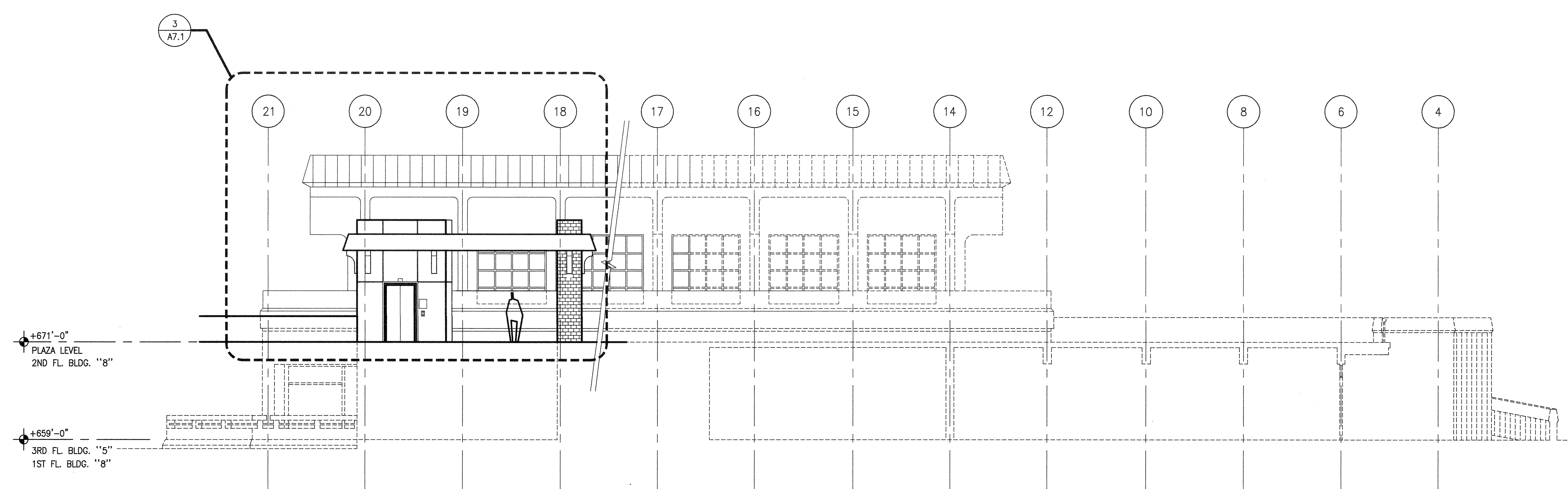
**SHEET NOTES**

- (81) MODIFY (E) METAL GUARDRAIL (SEE DET. 8/A10.21). EXTEND FRAME AND MESH FABRIC TO LEAVE LESS THAN 4" OPEN SPACE TO WALLS/FLOOR SLAB.
- (83) ACCESSIBLE ENTRANCE SIGN (SEE FINISH/SIGNAGE PLANS)



**NORTH ELEVATION** 1


SCALE 1/8" = 1'-0"



**EAST ELEVATION** 2

SCALE 1/8" = 1'-0"


Bunton Clifford Associates, Inc.  
210 Hammond Ave.  
Fremont, California 94539  
[T] 510.445.1000  
[F] 510.445.1005  
www.BCAincOnline.com



- GENERAL NOTES**
- This sheet is part of a set and is not to be used alone.
  - This sheet is not to be used for construction unless the architect's stamp and signature appear on the drawings and the status box indicates drawings have been released for construction.
  - These plans and prints thereof, as instruments of service, are owned by the architect and are for use on this project only. Reproduction and/or distribution without the prior written consent of the architect is forbidden.
  - Copyright Bunton Clifford Associates, 2007

REVISIONS	DATE

DRAWING STATUS	DATE
<input checked="" type="radio"/> DSA PLAN CHECK	08/29/08
<input checked="" type="radio"/> DSA BACK CHECK	01/22/09
<input type="radio"/> BIDDING	
<input type="radio"/> CONSTRUCTION	



**GENERAL NOTES**

**LEGEND**

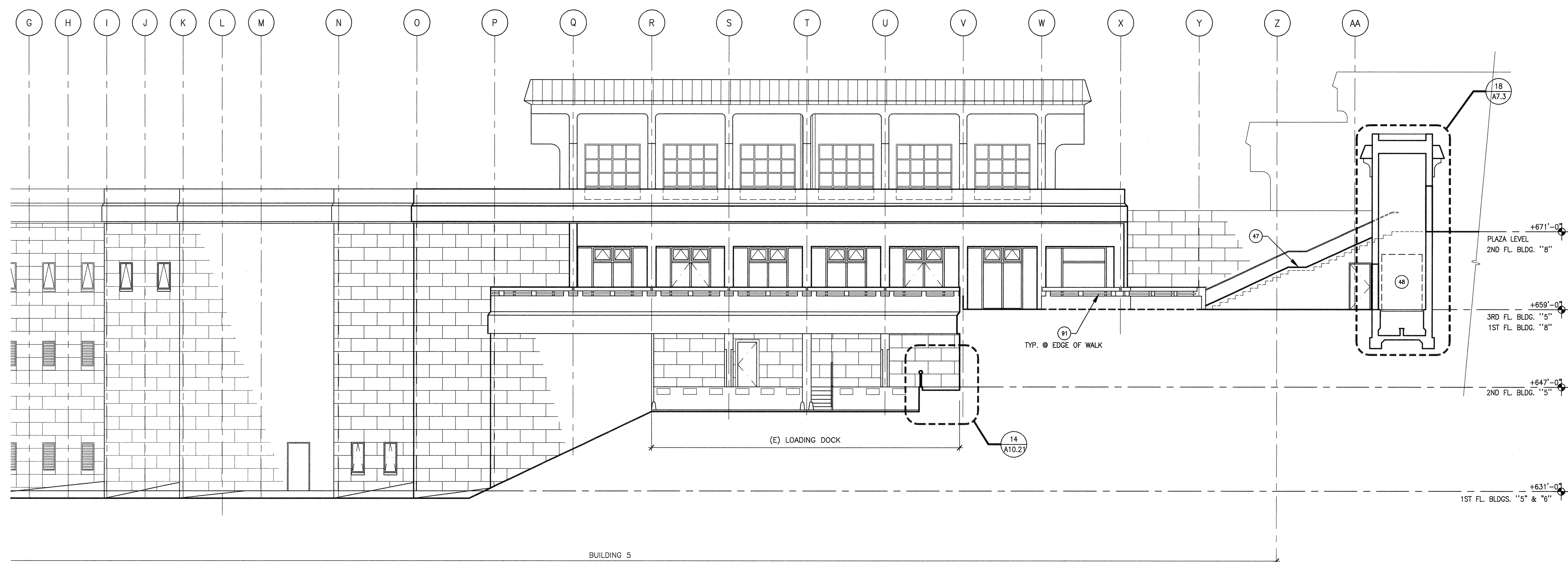
**BUILDINGS 5 & 6 RENOVATIONS**  
San Mateo County Community College District

DSA SUBMITTAL

**CAÑADA COLLEGE**  
4200 Farm Hill Boulevard  
Redwood City, CA 94061

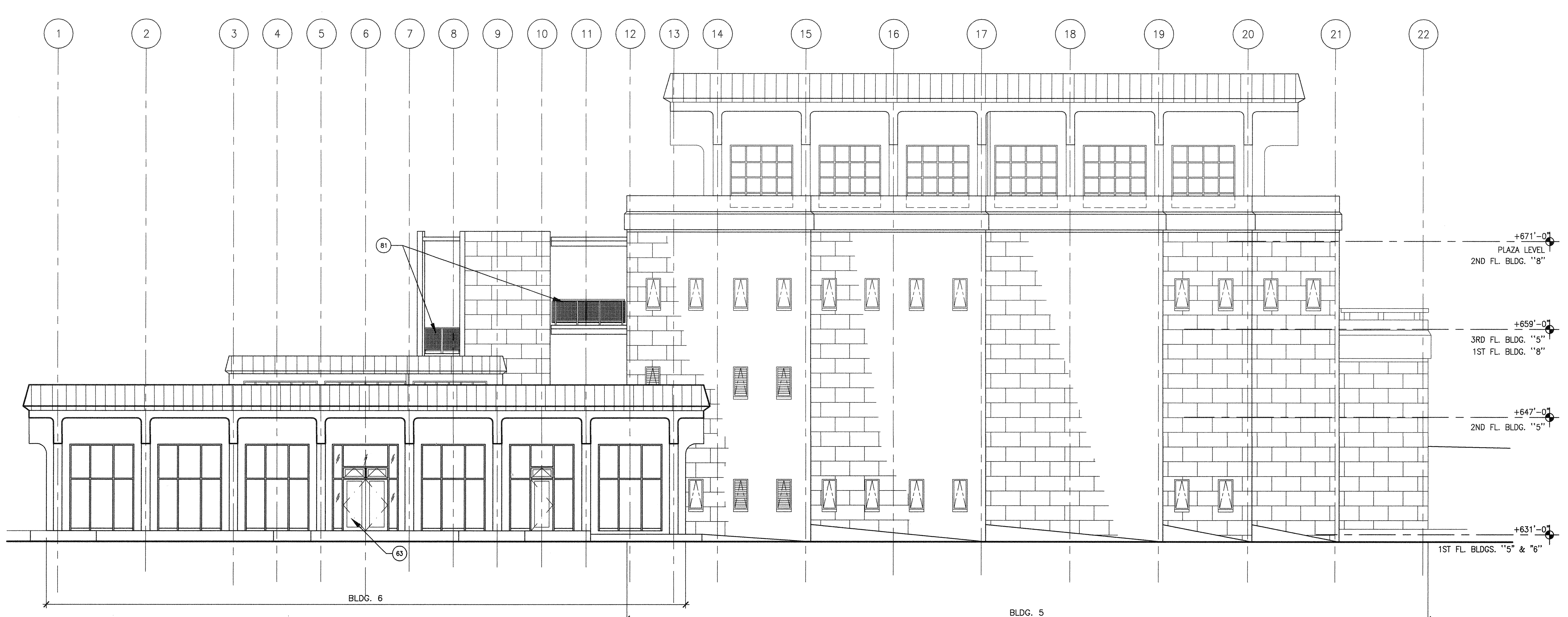
EXTERIOR ELEVATIONS





SCALE 1/8" = 1'-0"

**SOUTH ELEVATION** 1



SCALE 1/8" = 1'-0"

**WEST ELEVATION** 2

**SHEET NOTES**

- 47 CONCRETE STAIRS (SEE DET. 2/A7.1)
- 48 ELEVATOR
- 91 MODIFY (E) METAL GUARDRAIL (SEE DET. 8/A10.2). EXTEND FRAME AND MESH FABRIC TO LEAVE LESS THAN 4" OPEN SPACE TO WALLS/ FLOOR SLAB.
- 91 MODIFY (E) CONC. GUARDRAIL (SEE DET. 16/A10.2)

**BC|A**  
 architecture  
 planning  
 interiors

Bunton Clifford Associates, Inc.  
 210 Hammond Ave.  
 Fremont, California 94539  
 [T] 510.445.1000  
 [F] 510.445.1005  
 www.BCAincOnline.com

ARCHITECT	ENGINEER

- GENERAL NOTES**
- This sheet is part of a set and is not to be used alone.
  - This sheet is not to be used for construction unless the architect's stamp and signature appear on the drawings and the status box indicates drawings have been released for construction.
  - These plans and prints thereof, as instruments of service, are owned by the architect and are for use on this project only. Reproduction and/or distribution without the prior written consent of the architect is forbidden.
  - Copyright Bunton Clifford Associates, 2007

REMARKS	DATE

DRAWING STATUS	DATE
● DSA PLAN CHECK	08/29/08
● DSA BACK CHECK	01/22/09
○ BIDDING	
○ CONSTRUCTION	

FILE NO. 41-C1

IDENTIFICATION STAMP  
 DIV. OF THE STATE ARCHITECT

01- 110074

AC. W. PLS. SS. [Signature]

DATE: MAR 19 2008

**GENERAL NOTES**

**LEGEND**

**BUILDINGS 5 & 6  
 RENOVATIONS**

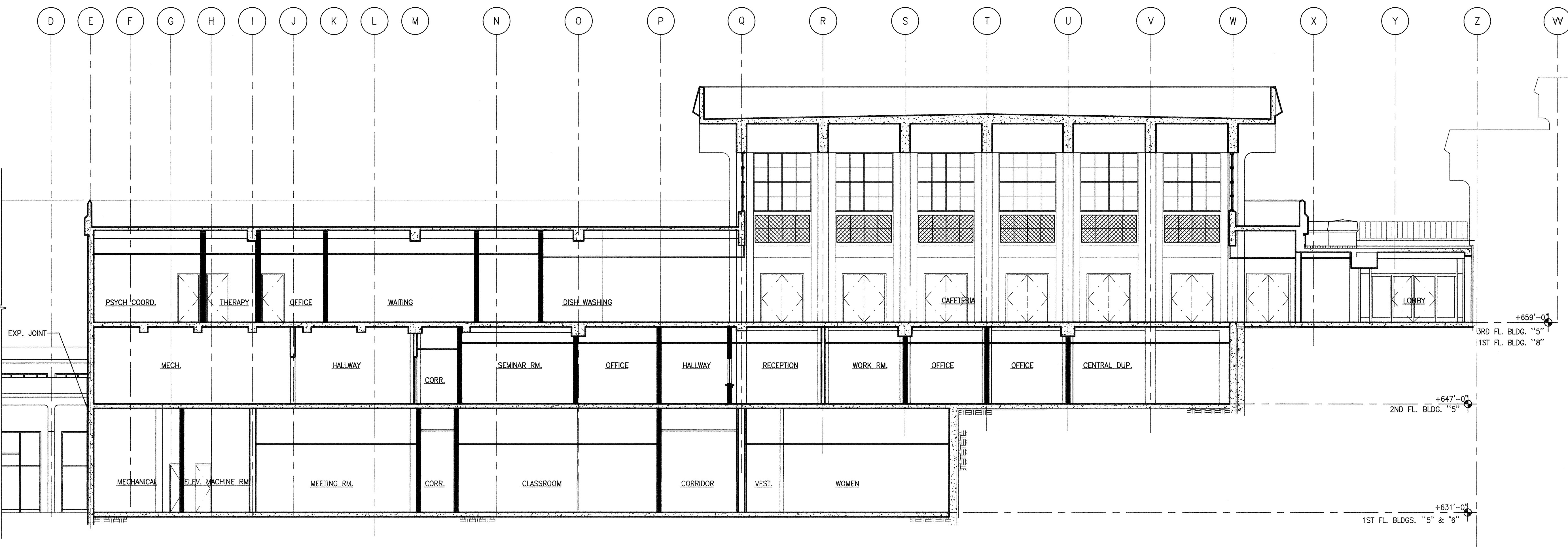
San Mateo County Community  
 College District

DSA SUBMITTAL

**CAÑADA COLLEGE**  
 4200 Farm Hill Boulevard  
 Redwood City, CA 94061

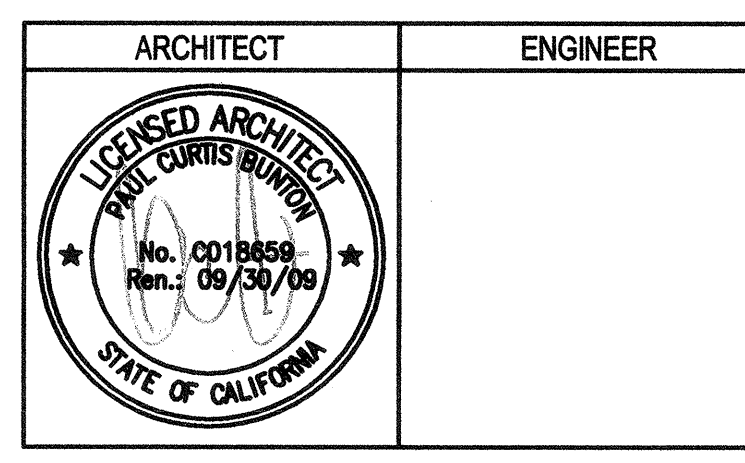
EXTERIOR ELEVATIONS

Date	08/29/08	Drawing Number	A5.2
Scale	AS NOTED	Project Number	07013



**BUILDING SECTION 1**

SCALE 1/4" = 1'-0"



- GENERAL NOTES
- This sheet is part of a set and is not to be used alone.
  - This sheet is not to be used for construction unless the architect's stamp and signature appear on the drawings and the status box indicates drawings have been released for construction.
  - These plans and prices thereof, as instruments of service, are owned by the architect and are for use on this project only. Reproduction and/or distribution without the prior written consent of the architect is forbidden.
  - Copyright Bunton Clifford Associates, 2007

REVISIONS	DATE

DRAWING STATUS	DATE
● DSA PLAN CHECK	08/29/08
● DSA BACK CHECK	01/22/09
○ BIDDING	
○ CONSTRUCTION	

FILE NO. 41-C1

IDENTIFICATION STAMP  
DW. OF THE STATE ARCHITECT

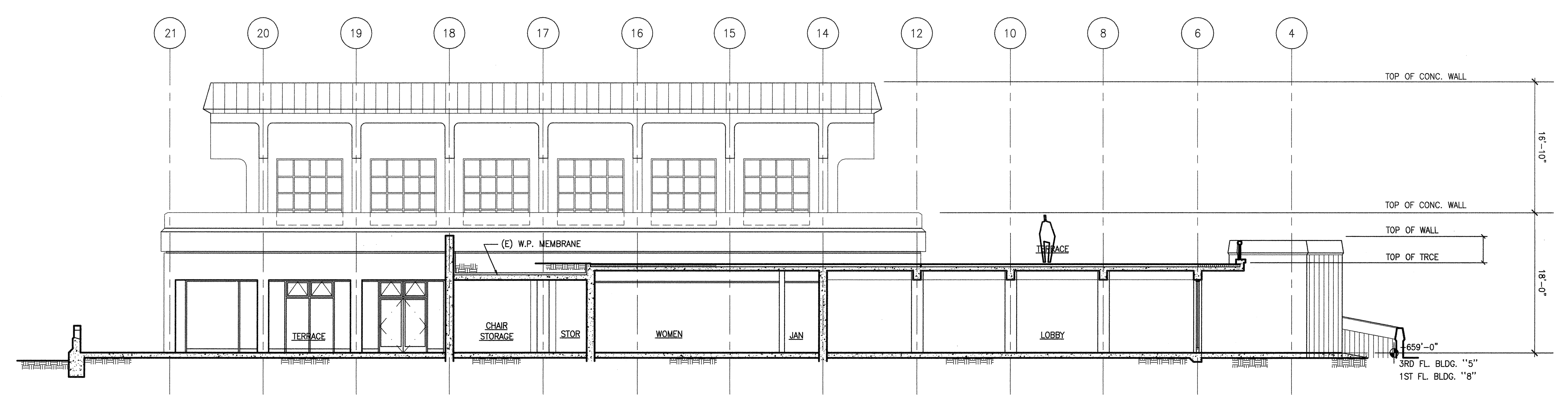
01- 110074

AC. VAL. PLS. SEE SE

DATE: MAR. 19, 2008

**GENERAL NOTES**

**LEGEND**



**BUILDING SECTION 2**

SCALE 1/4" = 1'-0"

**BUILDINGS 5 & 6 RENOVATIONS**

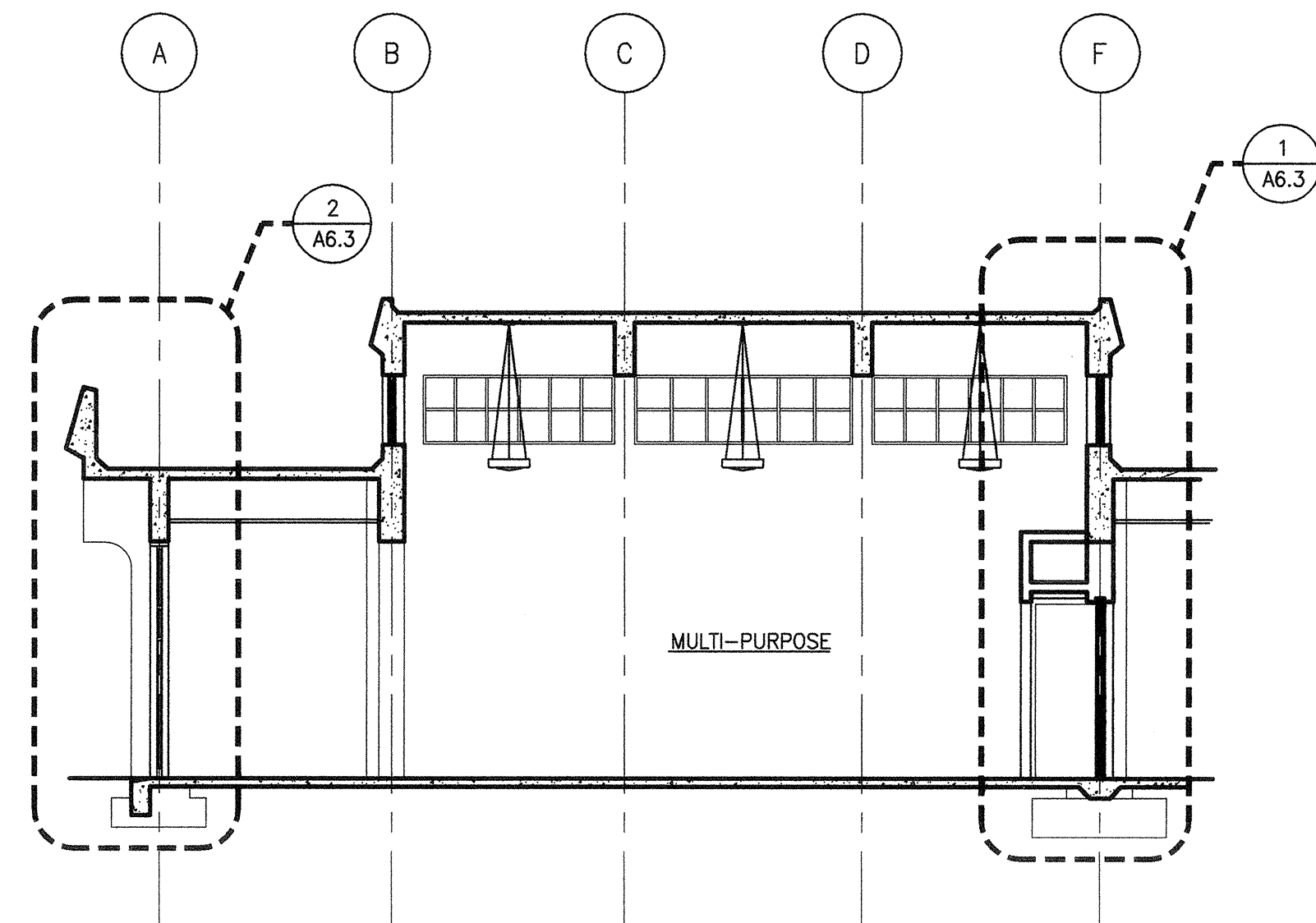
San Mateo County Community College District

DSA SUBMITTAL

**CAÑADA COLLEGE**  
4200 Farm Hill Boulevard  
Redwood City, CA 94061

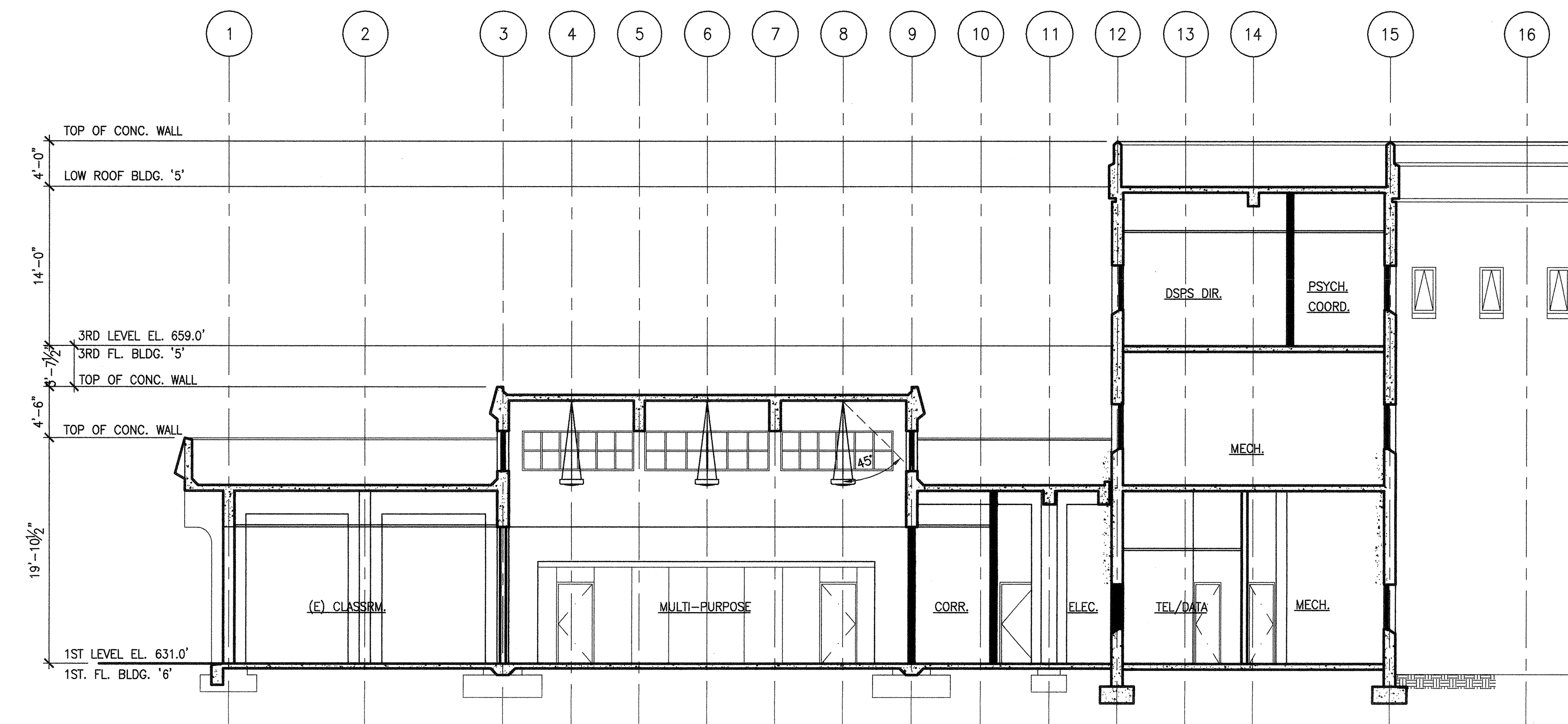
**BUILDING SECTIONS**

Date	08/29/08	Drawing Number	A6.1
Scale	AS NOTED	Project Number	07013



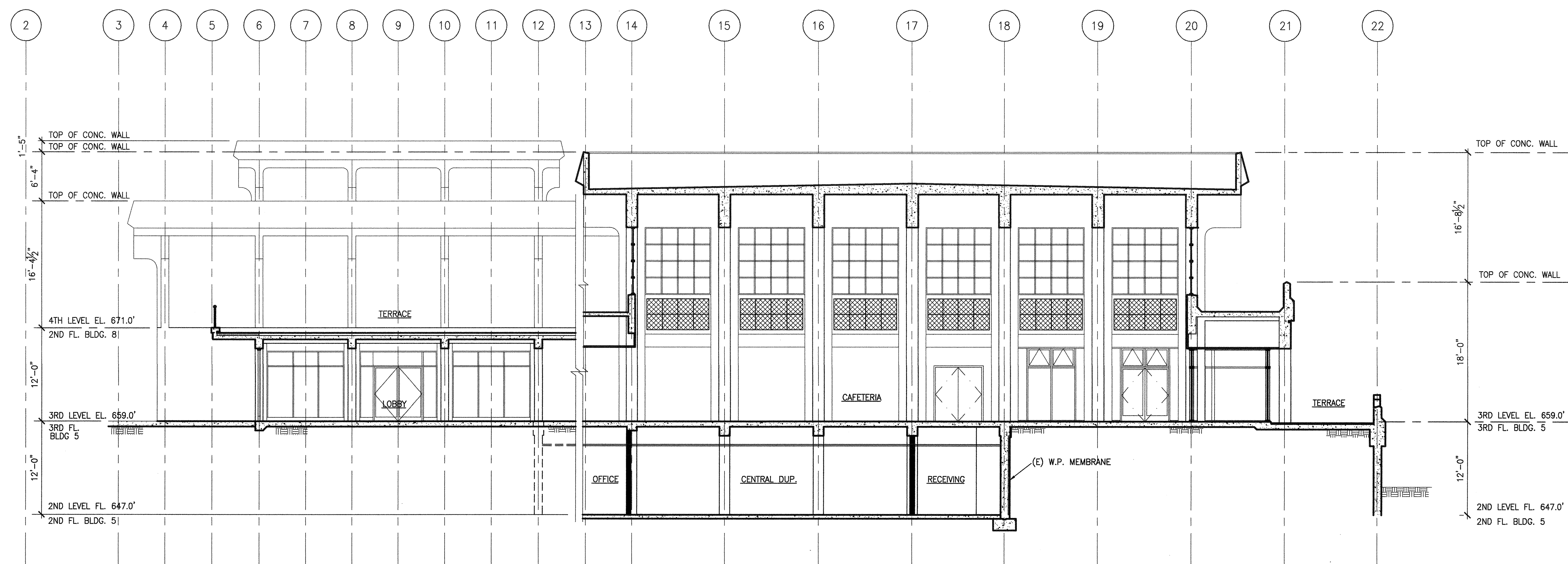
BUILDING SECTION 3

SCALE 1/4" = 1'-0"



BUILDING SECTION 1

SCALE 1/4" = 1'-0"



BUILDING SECTION 2

SCALE 1/4" = 1'-0"



ARCHITECT	ENGINEER

- GENERAL NOTES
- This sheet is part of a set and is not to be used alone.
  - This sheet is not to be used for construction unless the architect's stamp and signature appear on the drawings and the status box indicates drawings have been released for construction.
  - These plans and prints thereof, as instruments of service, are owned by the architect and are for use on this project only. Reproduction and/or distribution without the prior written consent of the architect is forbidden.
  - Copyright Bunton Clifford Associates, 2007

REVISIONS	DATE

DRAWING STATUS	DATE
● DSA PLAN CHECK	08/29/08
● DSA BACK CHECK	01/22/09
○ BIDDING	
○ CONSTRUCTION	

FILE NO. 41-C1

IDENTIFICATION STAMP  
DIV. OF THE STATE ARCHITECT

01- 110074

DATE: MAR 19 2008

GENERAL NOTES

LEGEND

**BUILDINGS 5 & 6 RENOVATIONS**

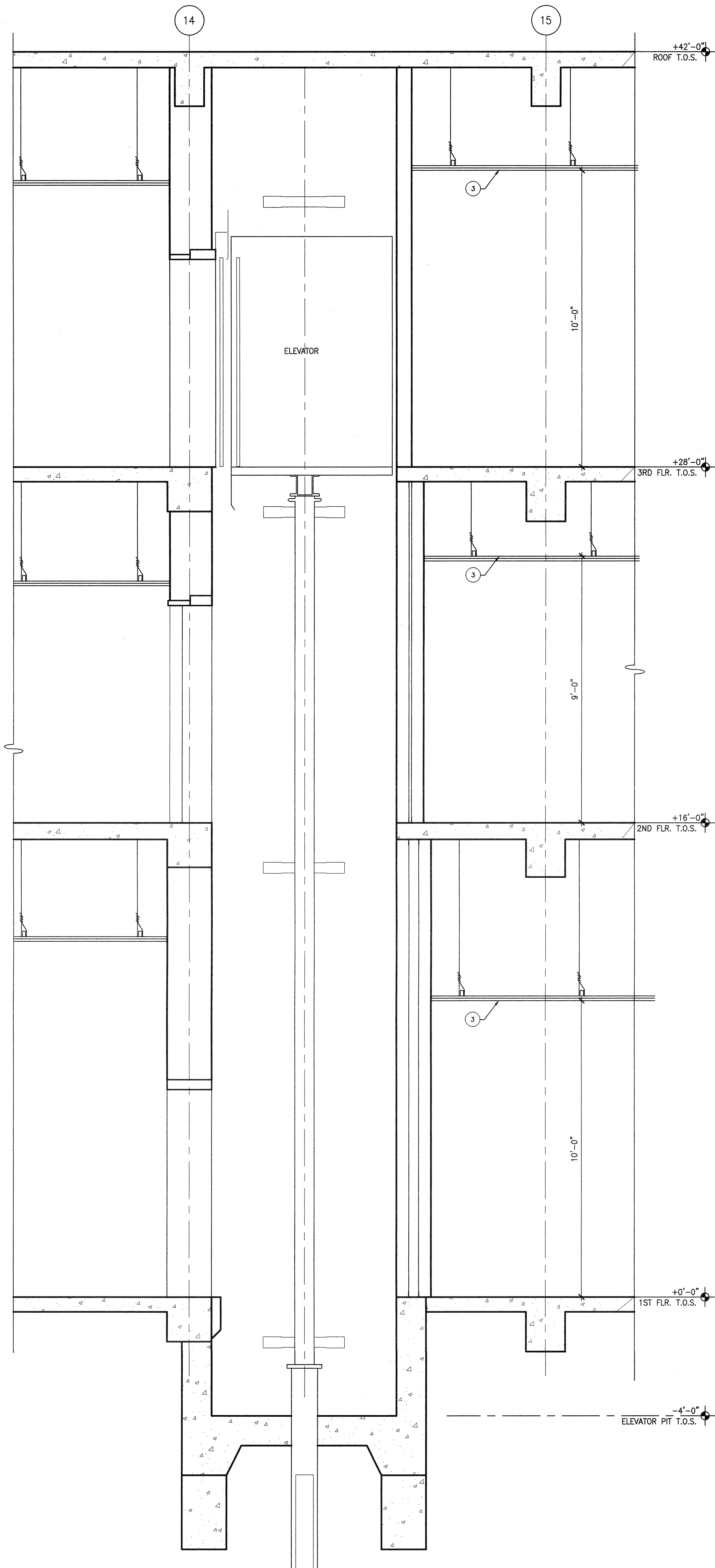
San Mateo County Community College District

DSA SUBMITTAL

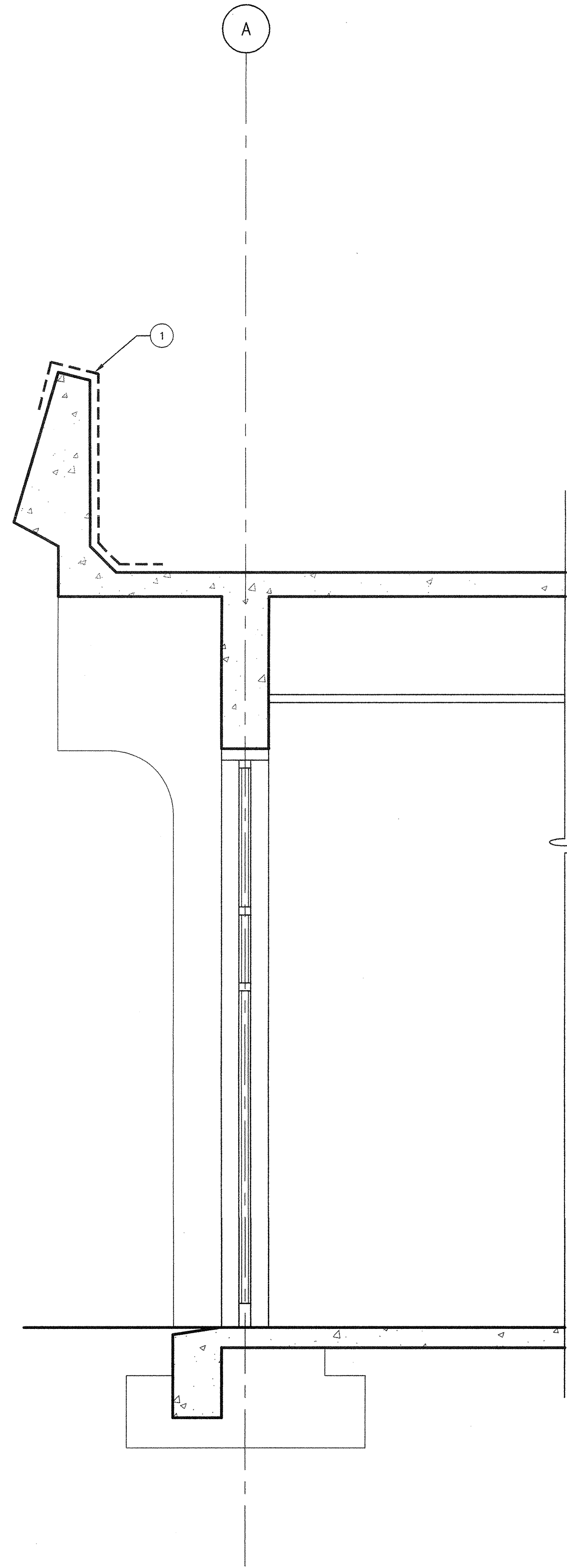
**CAÑADA COLLEGE**  
4200 Farm Hill Boulevard  
Redwood City, CA 94061

BUILDING SECTIONS

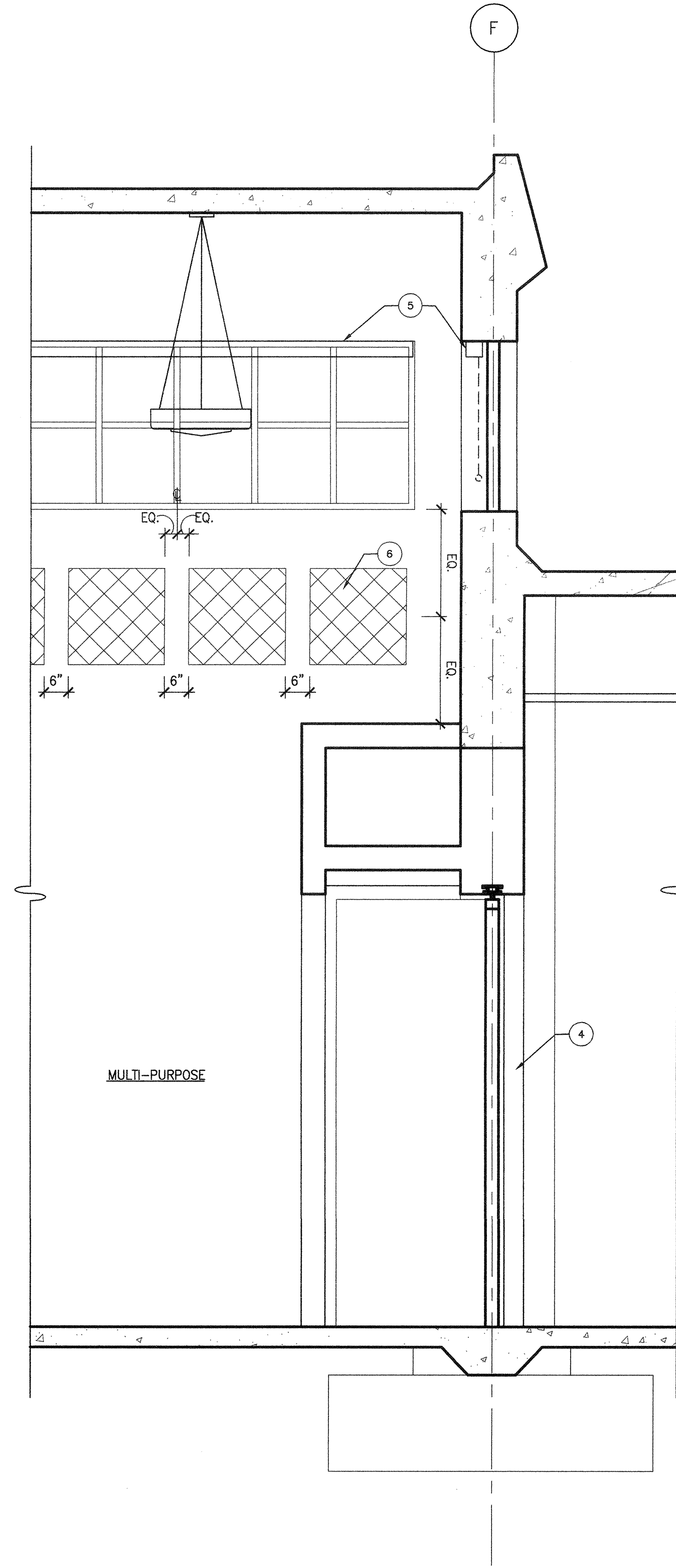
Date	08/29/08	Drawing Number	A6.2
Scale	AS NOTED	Project Number	07013



WALL SECTION 3  
SCALE 1/2" = 1'-0"



WALL SECTION 2  
SCALE 1/2" = 1'-0"



WALL SECTION 1  
SCALE 1/2" = 1'-0"


**SHEET NOTES**

- 1 REMOVE AND REPLACE PARAPET SHEATHING AND FINISH (SEE DET. 22/A10.71)
- 2 MOTORIZED PROJECTION SCREEN
- 3 SUSPENDED ACOUSTICAL PANEL CEILING
- 4 OPERABLE PANEL PARTITION
- 5 MOTORIZED ROLLER SHADES
- 6 2"x2"x1" THICK ACOUSTICAL PANELS



architecture  
planning  
interiors

Bunton Clifford Associates, Inc.  
210 Hammond Ave.  
Fremont, California 94539  
[ T ] 510.445.1000  
[ F ] 510.445.1005  
www.BCAincOnline.com

ARCHITECT	ENGINEER
	

**GENERAL NOTES**

1. This sheet is part of a set and is not to be used alone.
2. This sheet is not to be used for construction unless the architect's stamp and signature appear on the drawings and the status box indicates drawings have been released for construction.
3. These plans and prints thereof, as instruments of service, are owned by the architect and are for use on this project only. Reproduction and/or distribution without the prior written consent of the architect is forbidden.
4. Copyright Bunton Clifford Associates, 2007

REMARKS	DATE

DRAWING STATUS	DATE
<input checked="" type="radio"/> DSA PLAN CHECK	08/29/08
<input checked="" type="radio"/> DSA BACK CHECK	01/22/09
<input type="radio"/> BIDDING	
<input type="radio"/> CONSTRUCTION	

FILE NO. 41-C1

IDENTIFICATION STAMP  
DIV. OF THE STATE ARCHITECT

01-110074

AC [Signature]  
DATE MAR 19 2009

**GENERAL NOTES**

**LEGEND**

**BUILDINGS 5 & 6 RENOVATIONS**

San Mateo County Community College District

DSA SUBMITTAL

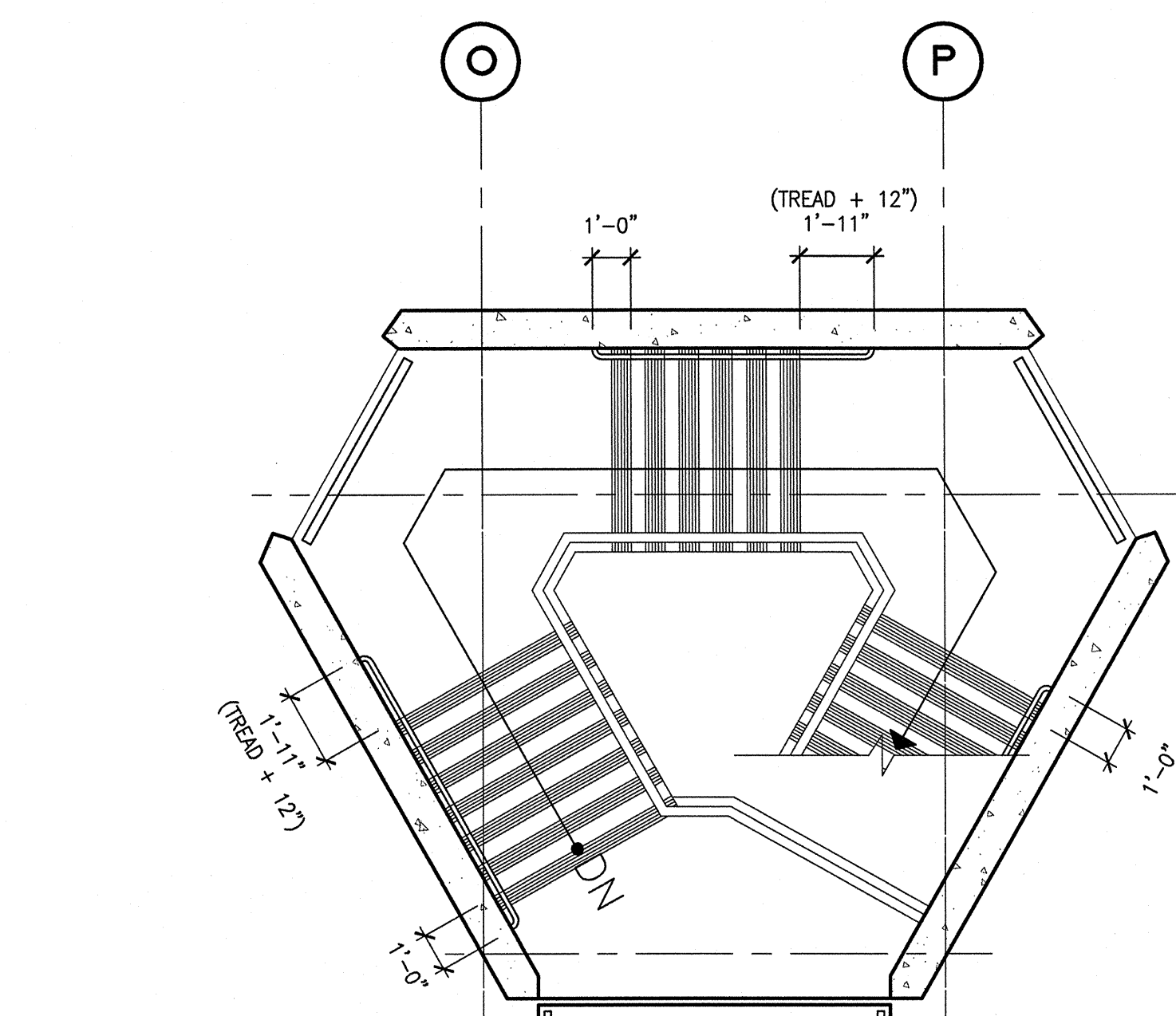
**CAÑADA COLLEGE**  
4200 Farm Hill Boulevard  
Redwood City, CA 94061

WALL SECTIONS

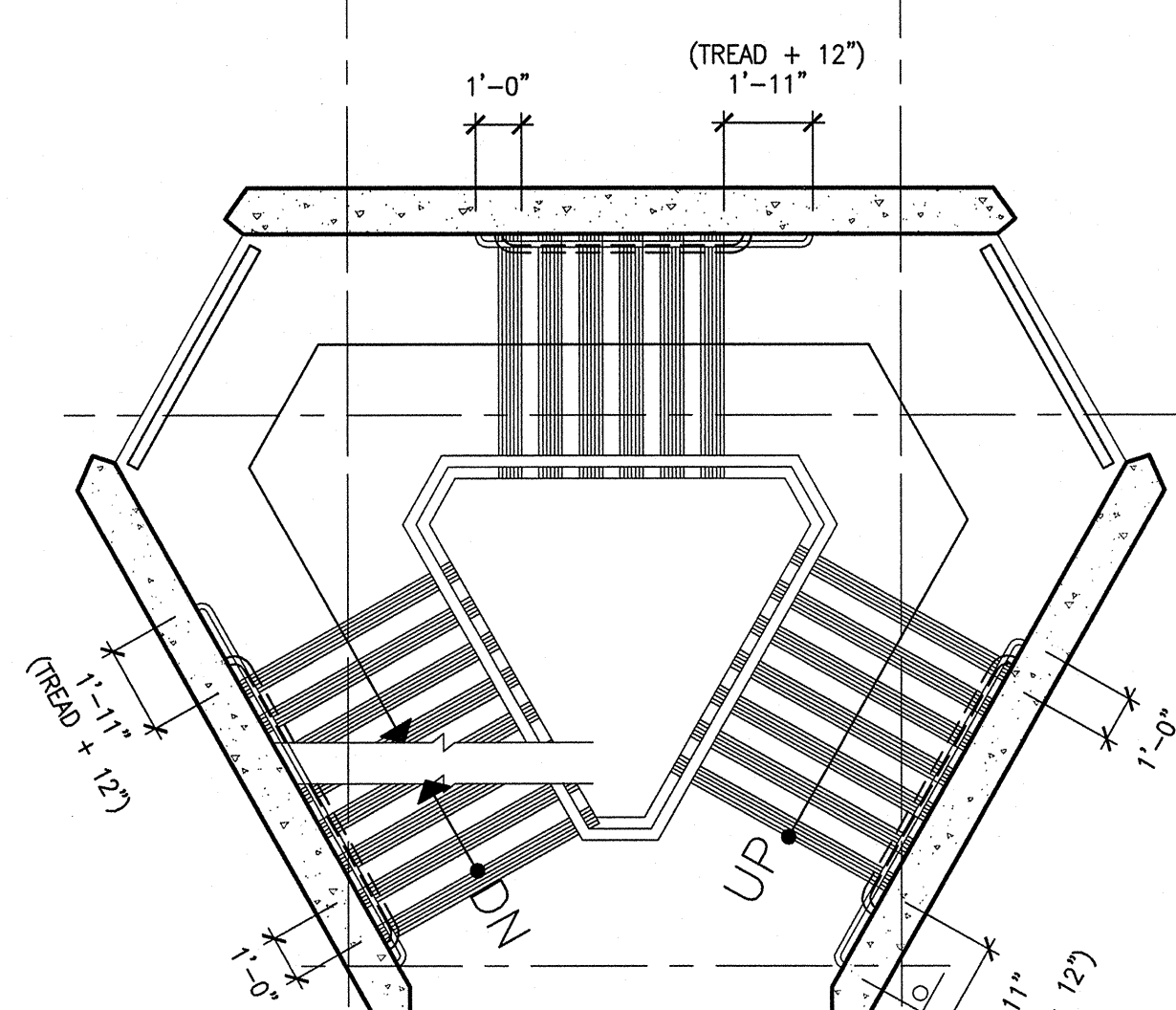
Date	08/29/08	Drawing Number	A6.3
Scale	AS NOTED		
Project Number	07013		



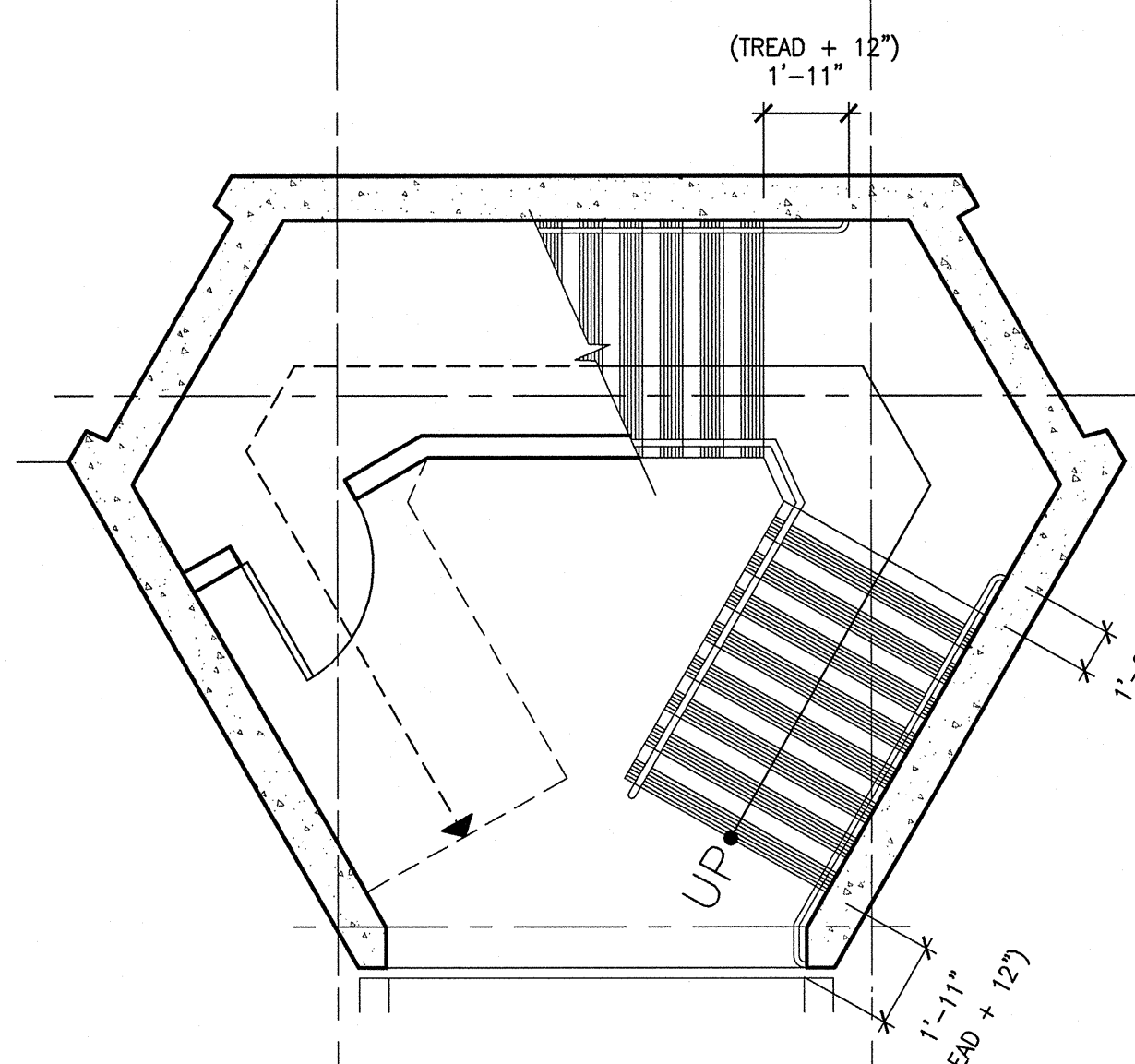




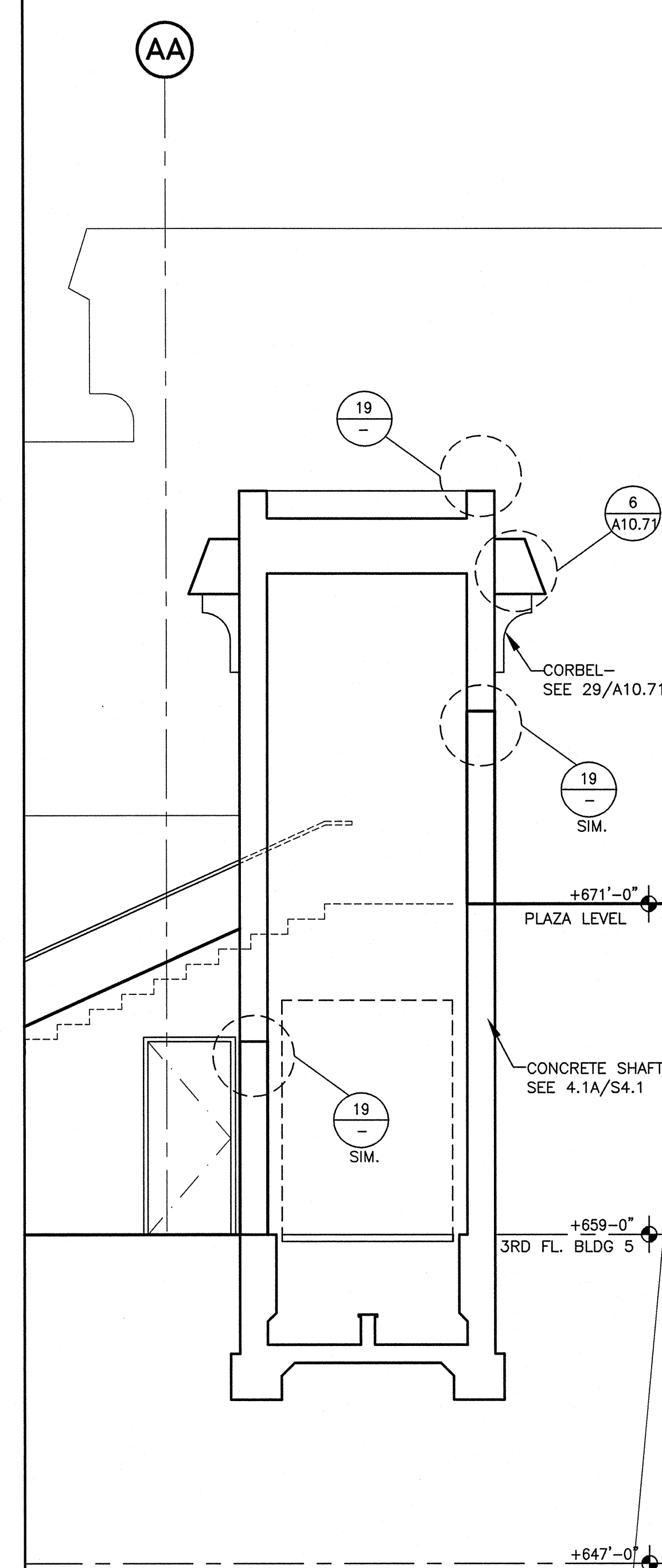
THIRD FLOOR



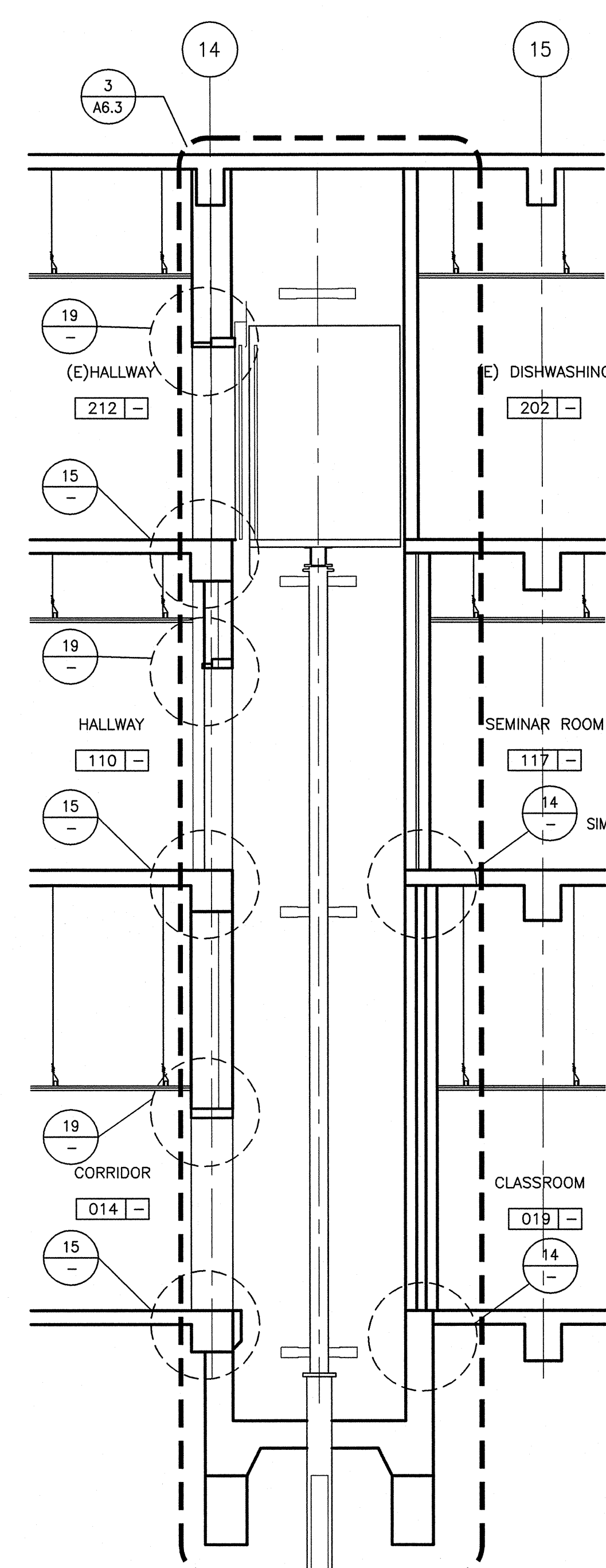
SECOND FLOOR



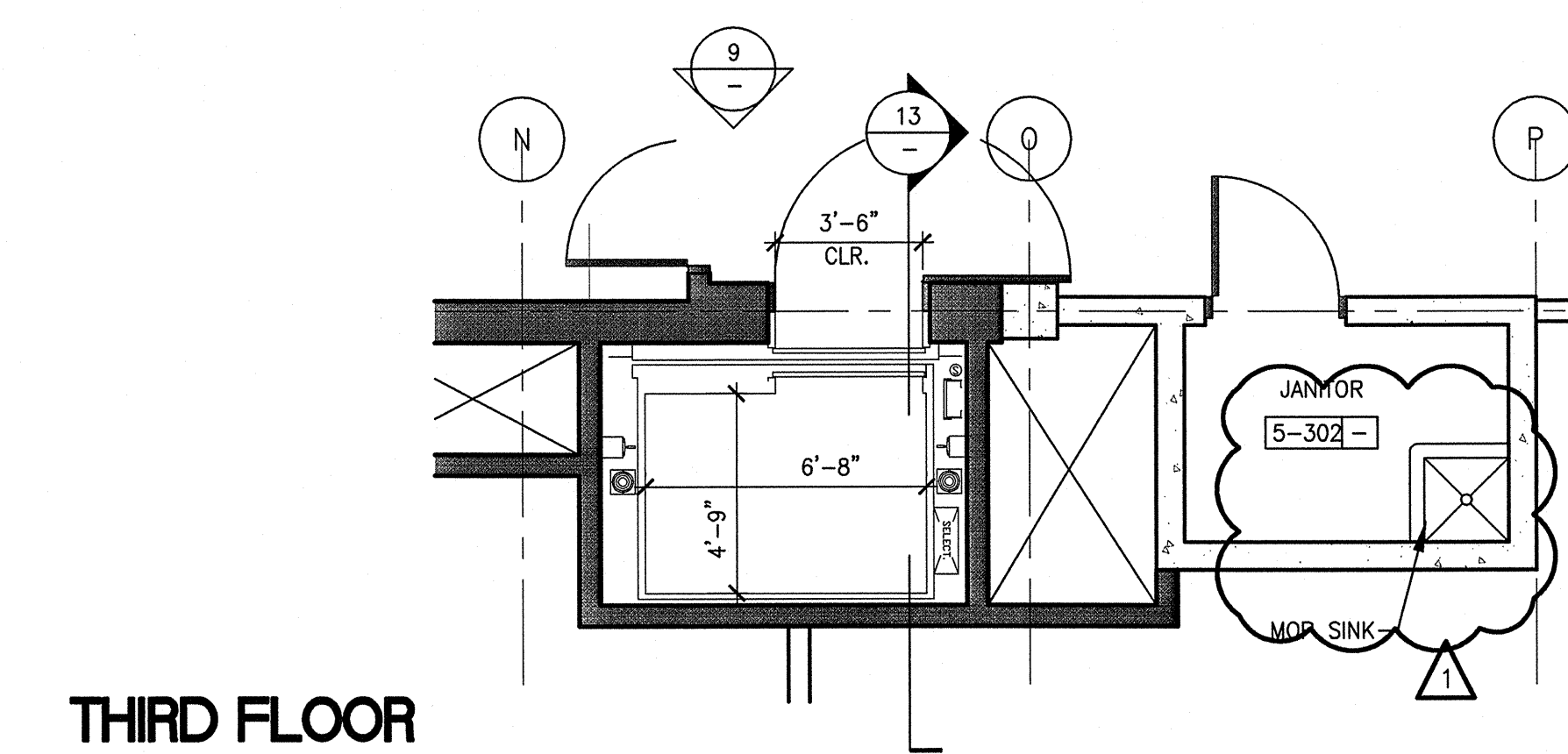
FIRST FLOOR



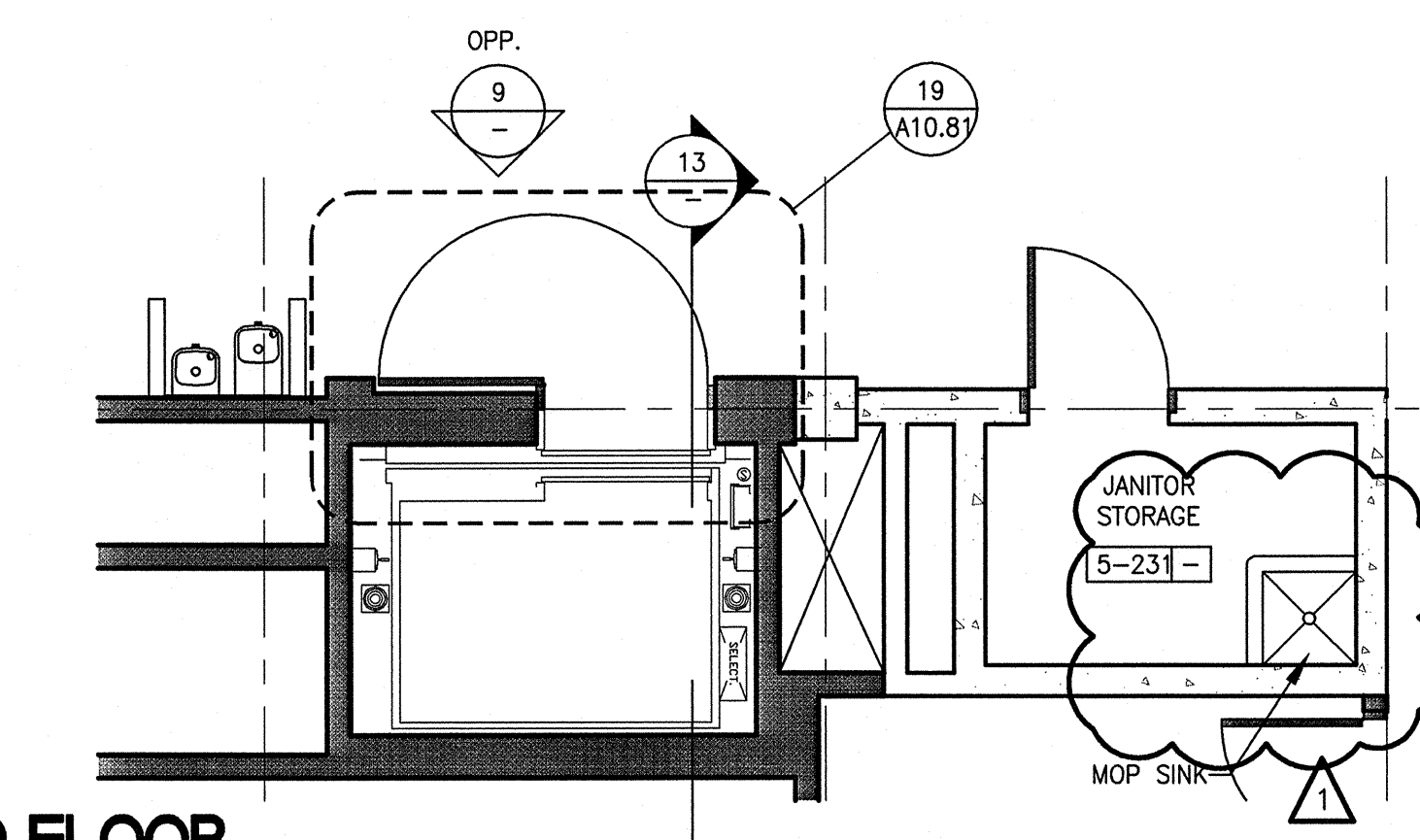
18 EXTERIOR ELEVATOR SECT. 1/4" = 1'-0"



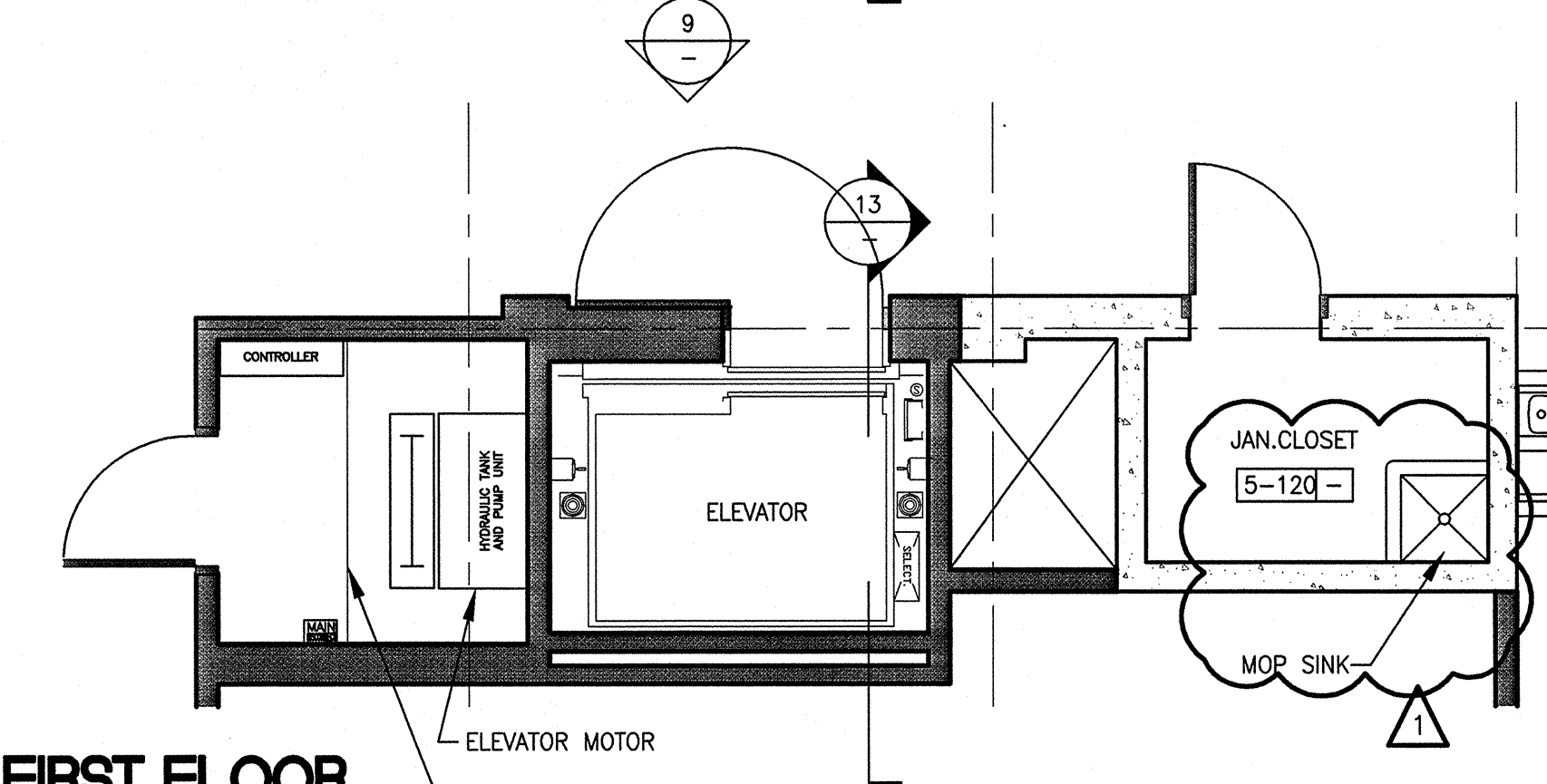
13 INTERIOR ELEVATOR SECT. 1/4" = 1'-0"



THIRD FLOOR



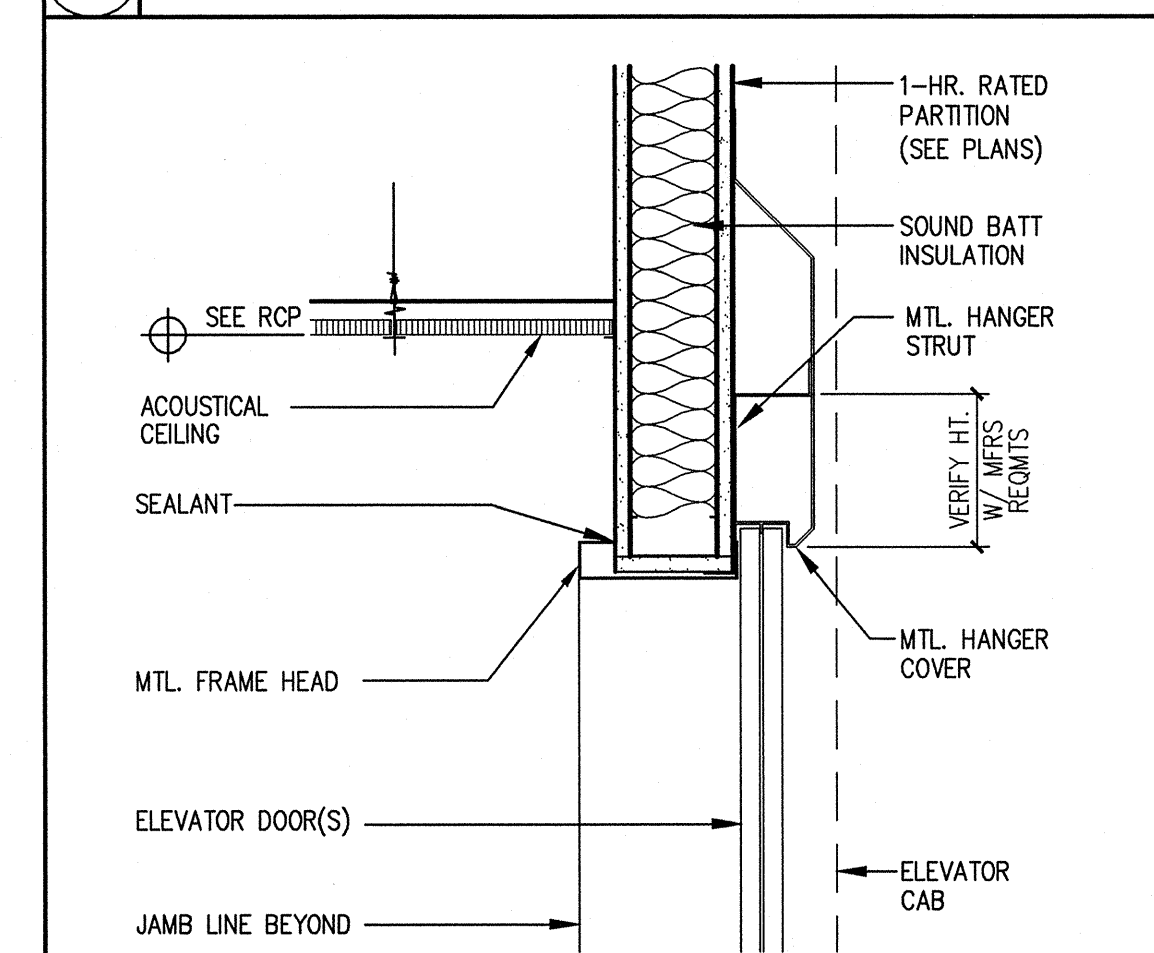
SECOND FLOOR



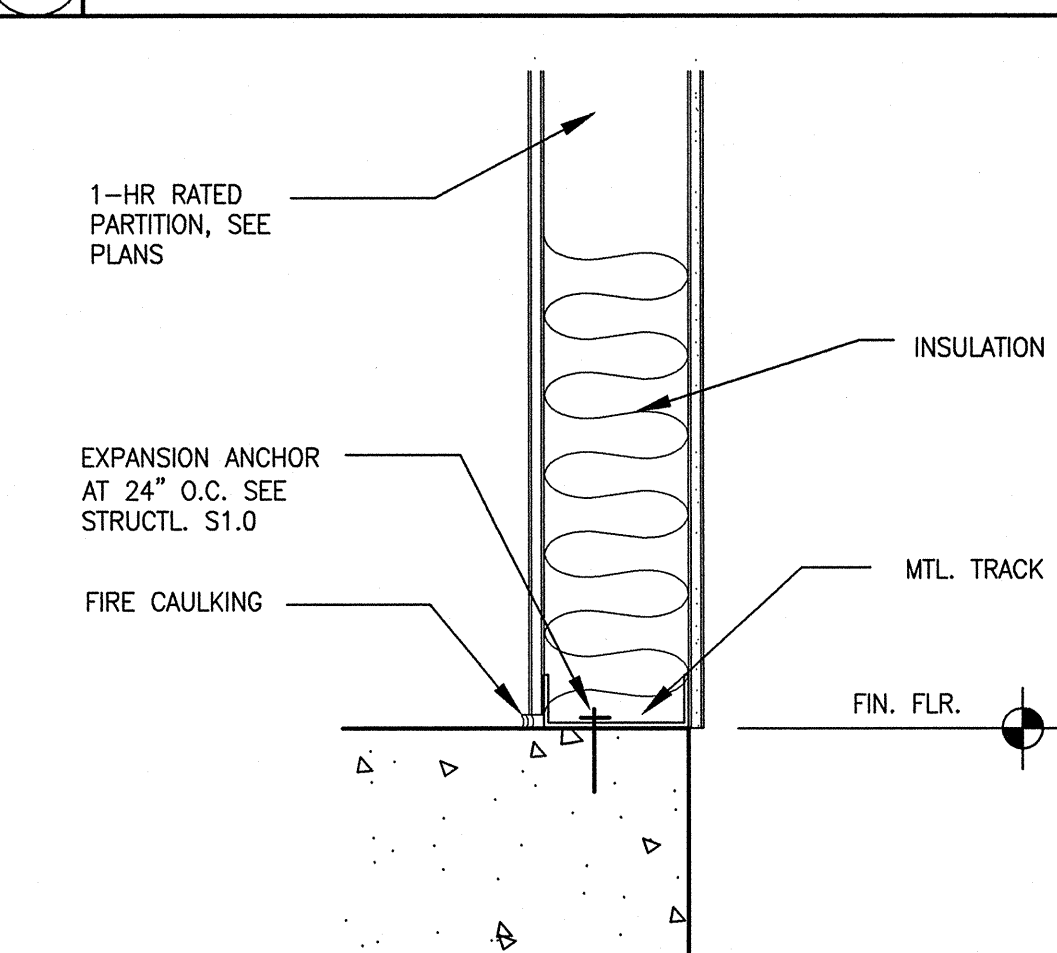
FIRST FLOOR

NOTE: VERIFY ALL REQUIRED DIMENSIONS AND CLEARANCES WITH ELEVATOR MANUFACTURER PRIOR TO CONSTRUCTION

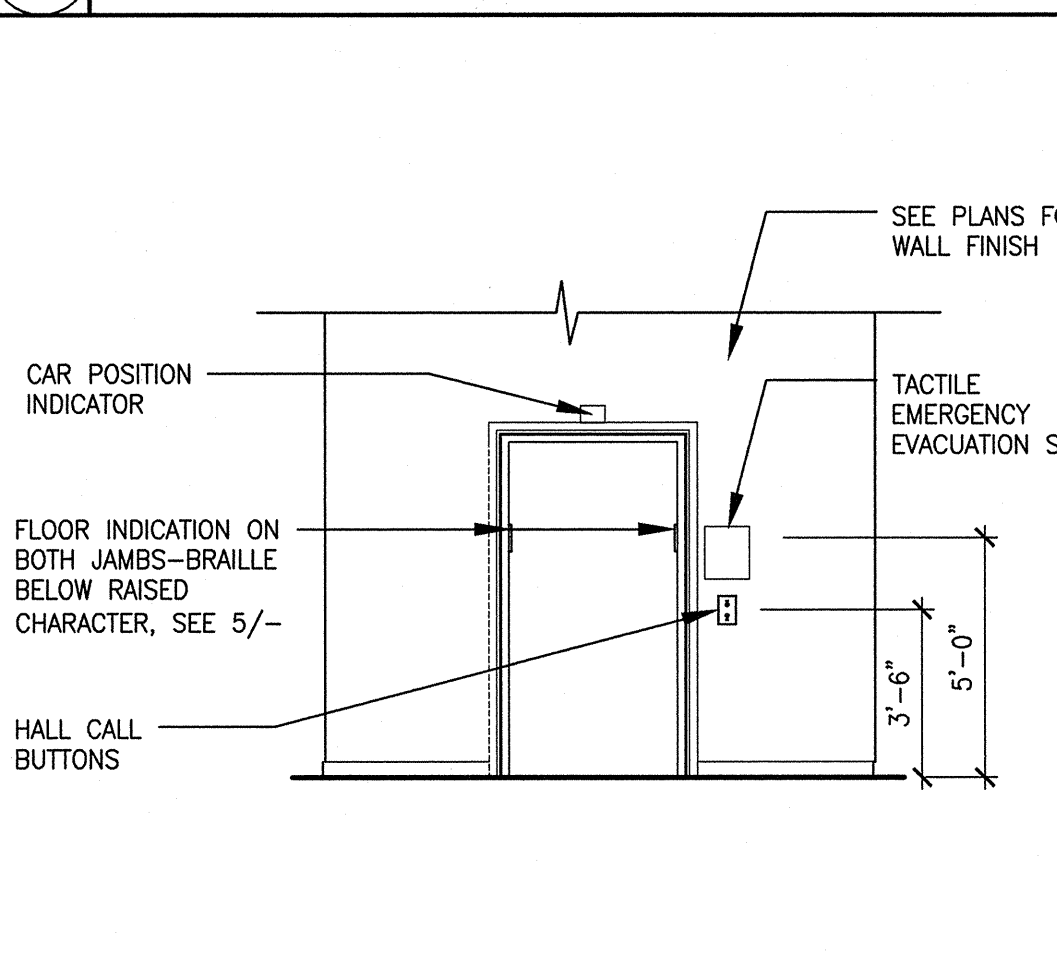
8 TYP. INTERIOR ELEVATOR ENLARGED PLANS 1/4" = 1'-0"



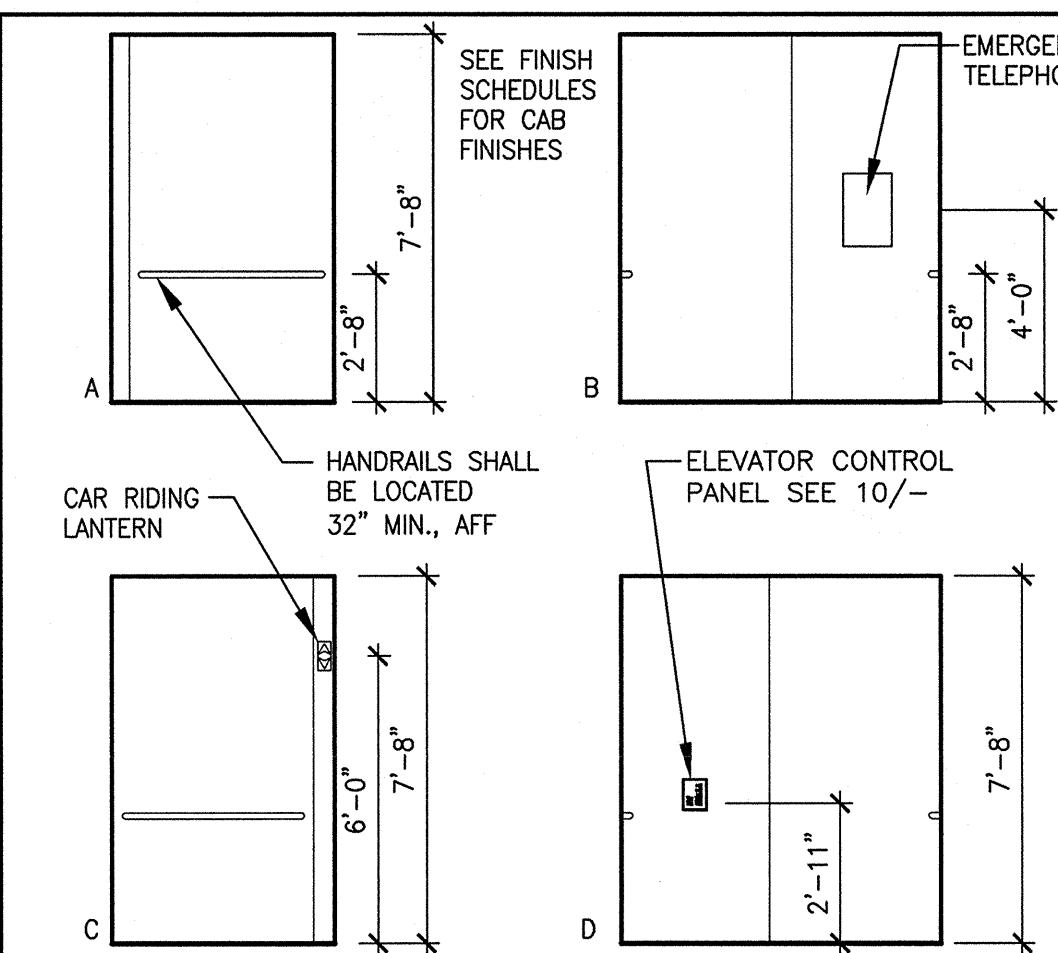
19 ELEVATOR HEAD 1-1/2" = 1'-0"




14 ELEVATOR WALL • PIT 1-1/2" = 1'-0"



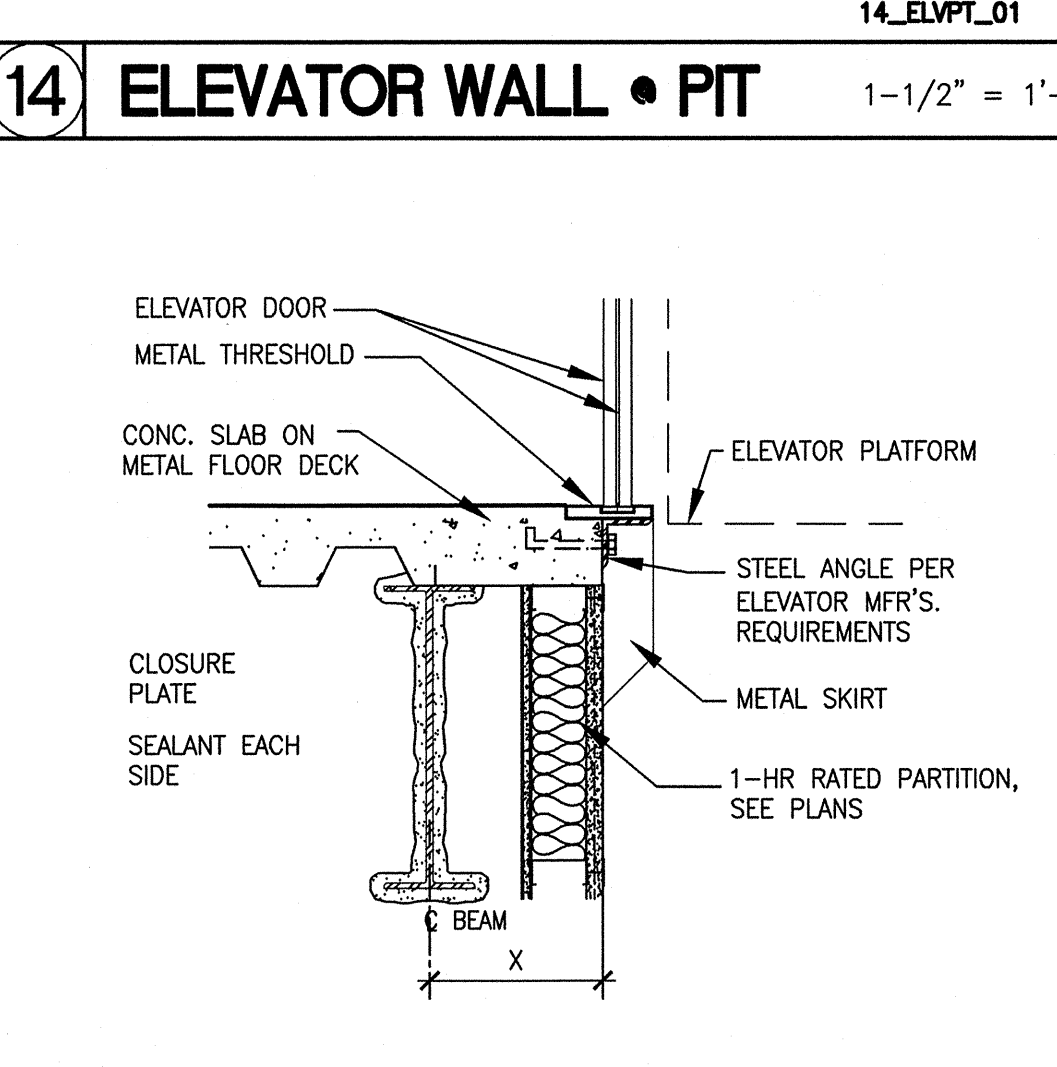
9 TYP. ELEVATOR EXT. ELEV. 1/4" = 1'-0"



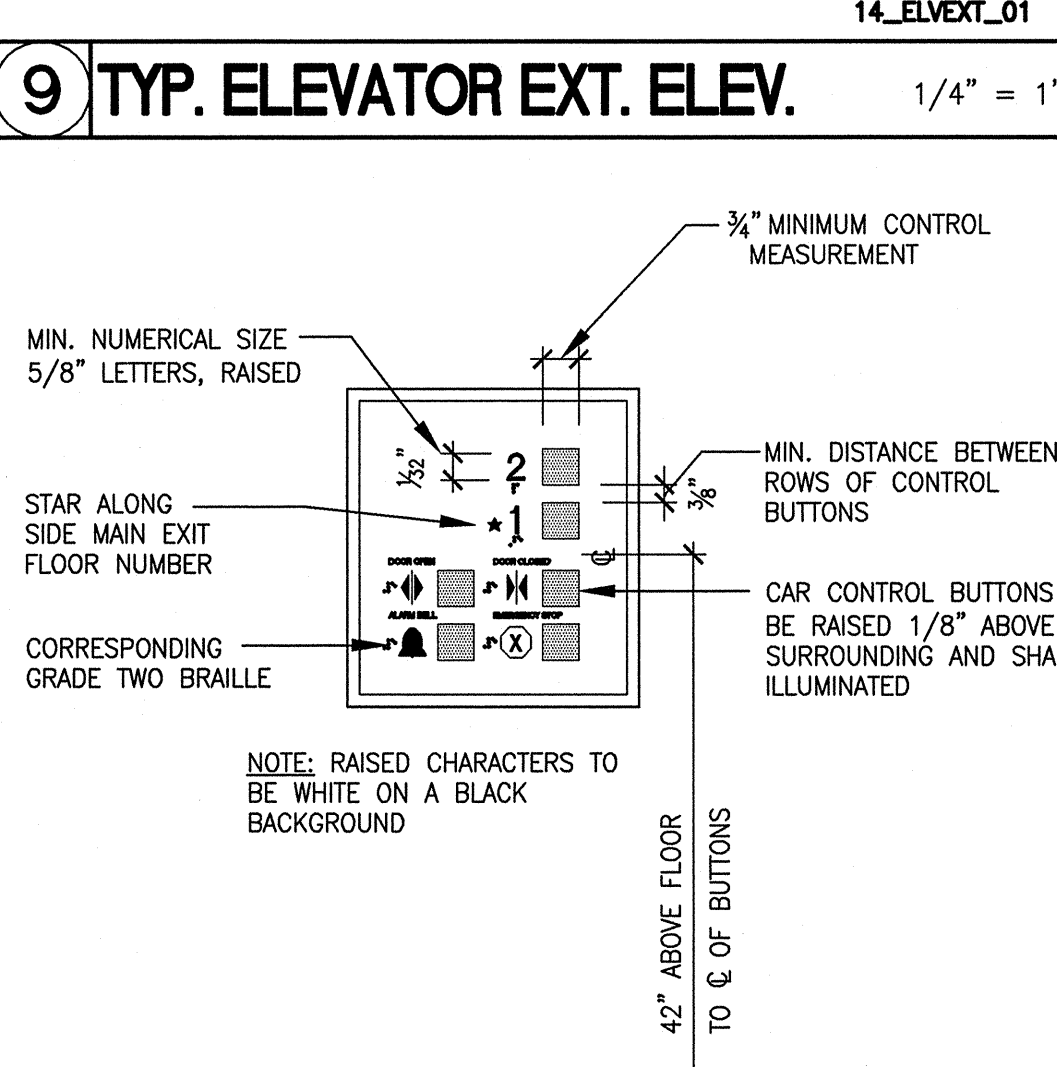
4 TYP. ELEVATOR INT. ELEV. 1/4" = 1'-0"



15 ELEVATOR SILL 1" = 1'-0"




10 CONTROL PANEL SIGNAGE 3" = 1'-0"



5 FLOOR INDICATOR SIGNAGE 3" = 1'-0"

29 NEW RAILINGS AT STAIR S-ST-N 1/4" = 1'-0"



ARCHITECT	ENGINEER

1. This sheet is part of a set and is not to be used alone.  
2. This sheet is not to be used for construction unless the architect's stamp and signature appear on the drawings and the status box indicates drawings have been released for construction.  
3. These plans and prints thereof, as instruments of service, are owned by the architect and are for use on this project only. Reproduction and/or distribution without the prior written consent of the architect is forbidden.  
4. Copyright Burton Clifford Associates, 2009

REVISIONS	DATE
ADDENDUM NO. 1	09/18/09

DRAWING STATUS	DATE
● DSA PLAN CHECK	08/29/08
● DSA BACK CHECK	01/22/09
● BIDDING	09/18/09
○ CONSTRUCTION	

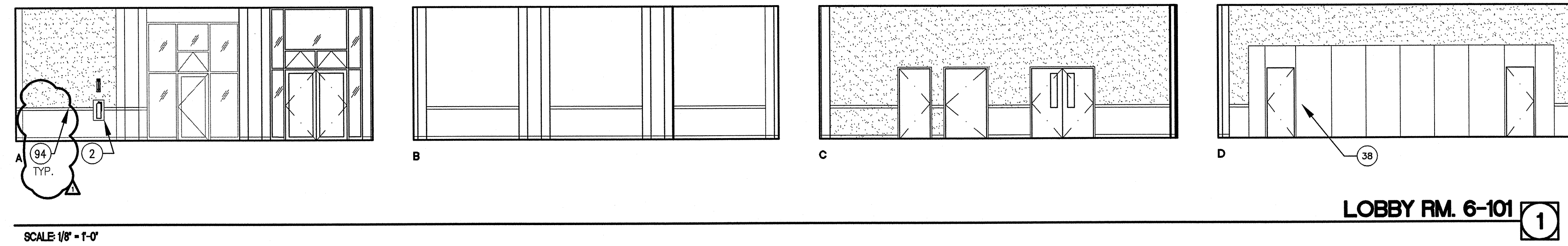
FILE NO. 41-C1
IDENTIFICATION STAMP
DW. OF THE STATE ARCHITECT
01-110074
AL
DATE

**BUILDINGS 5 & 6 RENOVATIONS**  
San Mateo County Community College District

BID ADDENDA

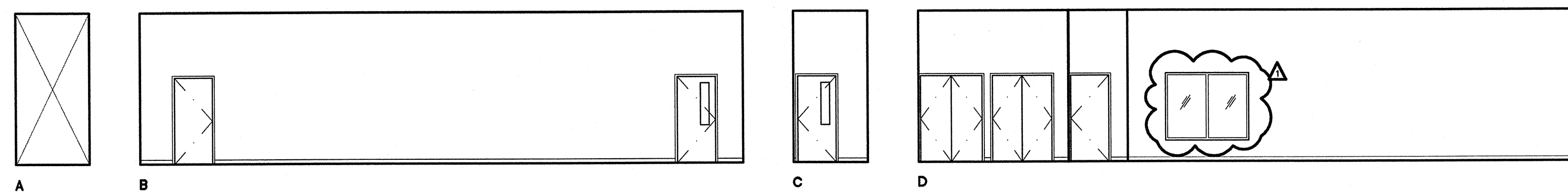
**CAÑADA COLLEGE**  
4200 Farm Hill Boulevard  
Redwood City, CA 94061

ELEVATOR ENLARGED PLANS, SECTIONS AND DETAILS



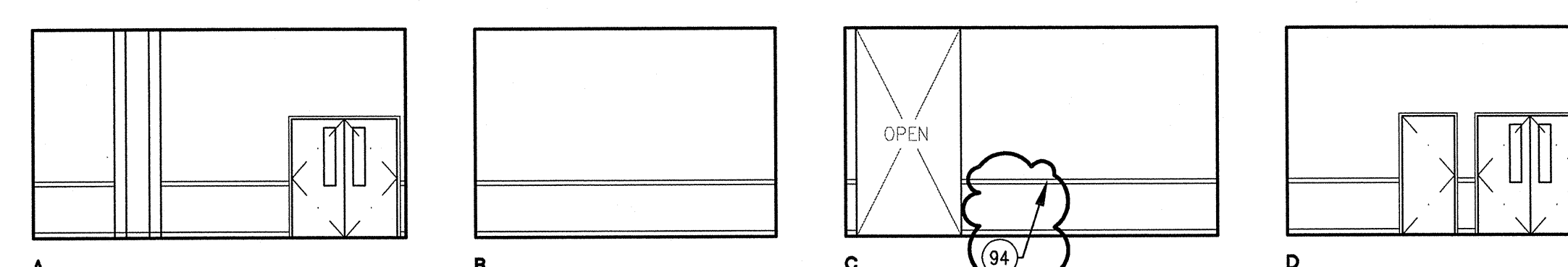
LOBBY RM. 6-101 1

SCALE 1/8" = 1'-0"



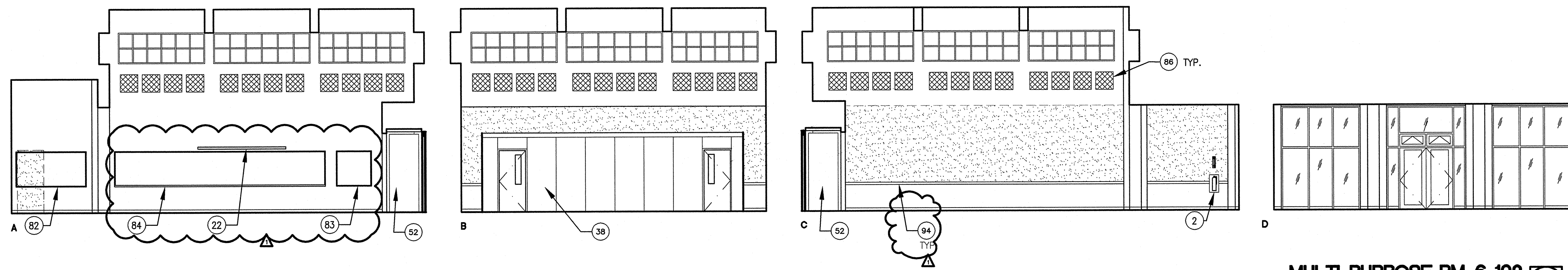
CORRIDOR RM. 5-101S 9

SCALE 1/8" = 1'-0"



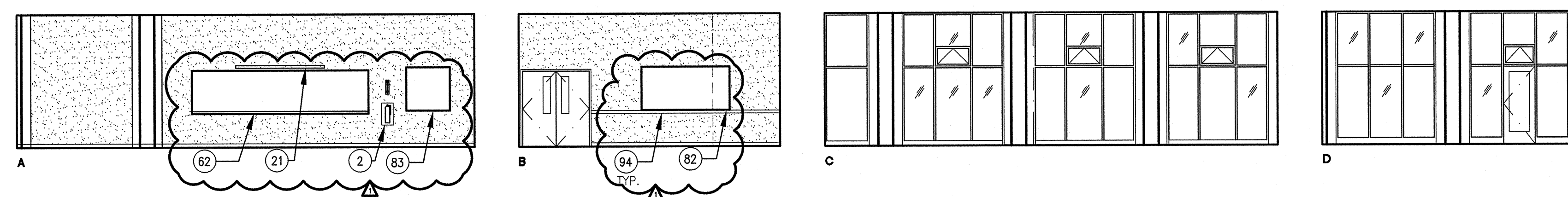
CORRIDOR RM. 6-101S 2

SCALE 1/8" = 1'-0"



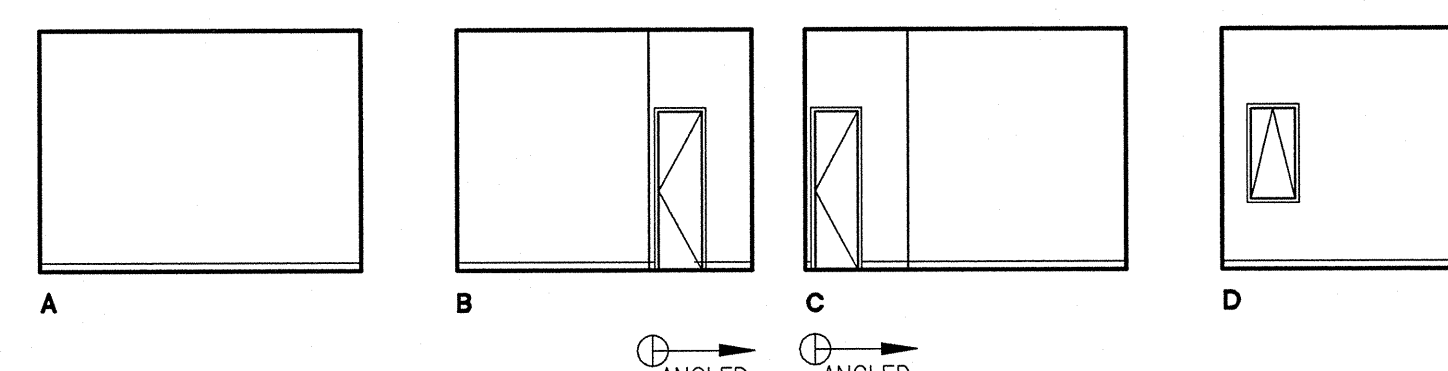
MULTI-PURPOSE RM. 6-102 3

SCALE 1/8" = 1'-0"



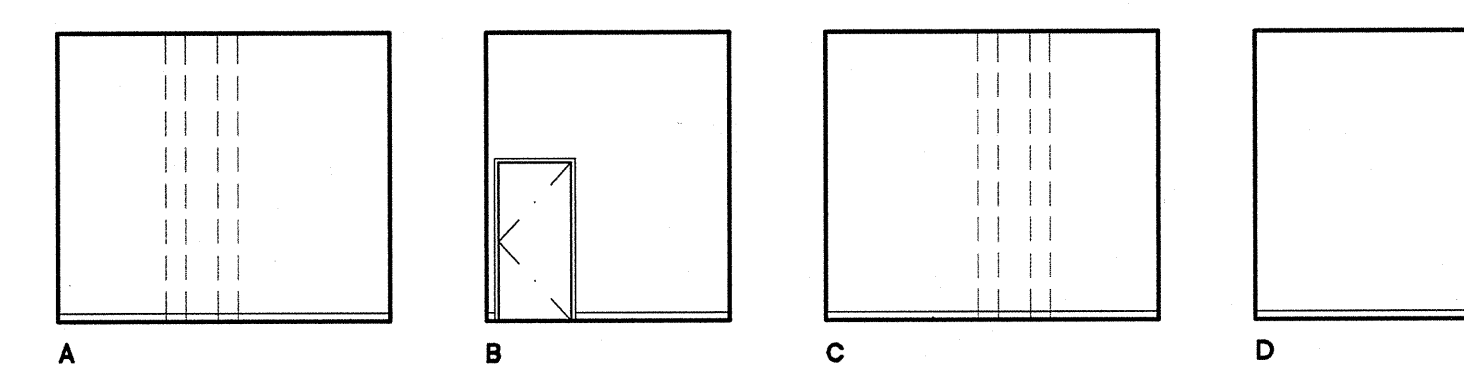
MEETING RM. 6-103 4

SCALE 1/8" = 1'-0"



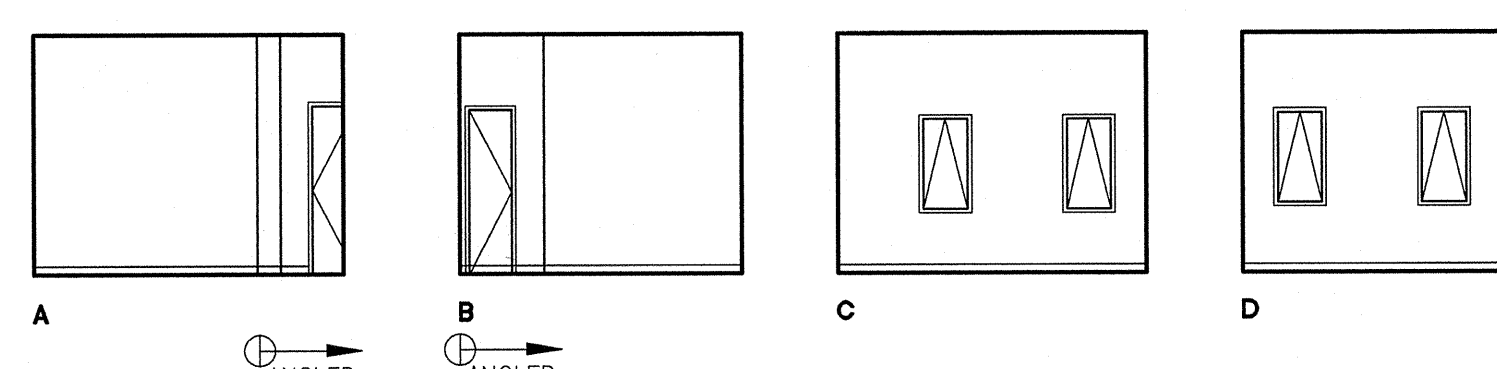
TEL/DATA RM. 5-102 10

SCALE 1/8" = 1'-0"



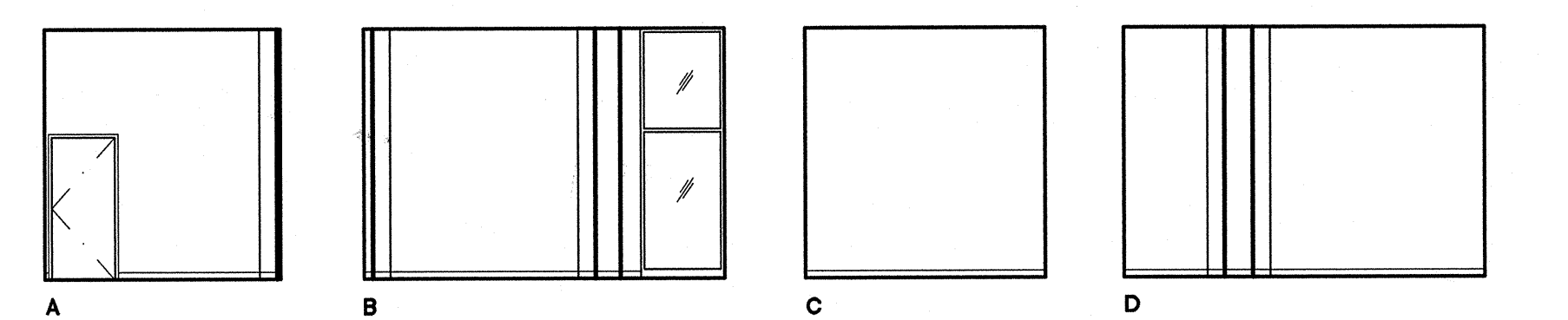
ELECTRICAL RM. 6-104 5

SCALE 1/8" = 1'-0"



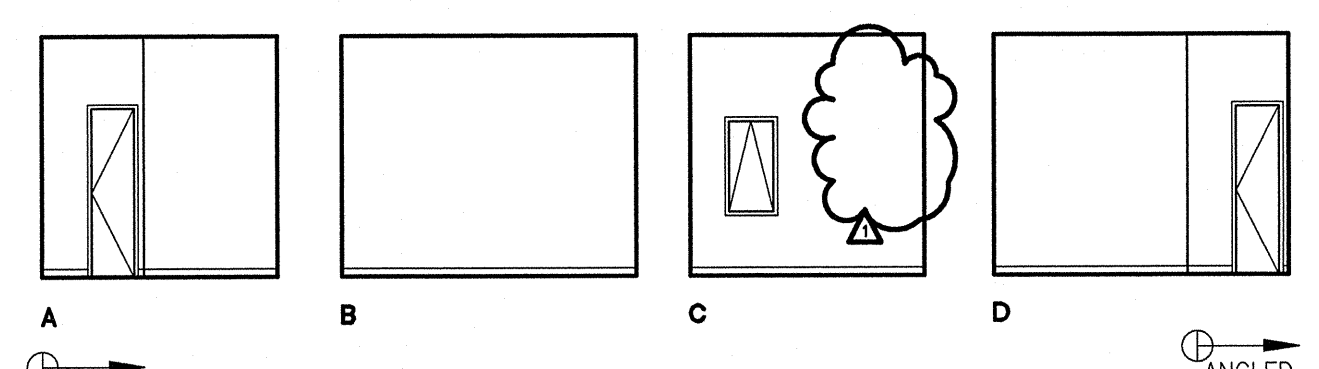
MECHANICAL RM. 5-102A 11

SCALE 1/8" = 1'-0"



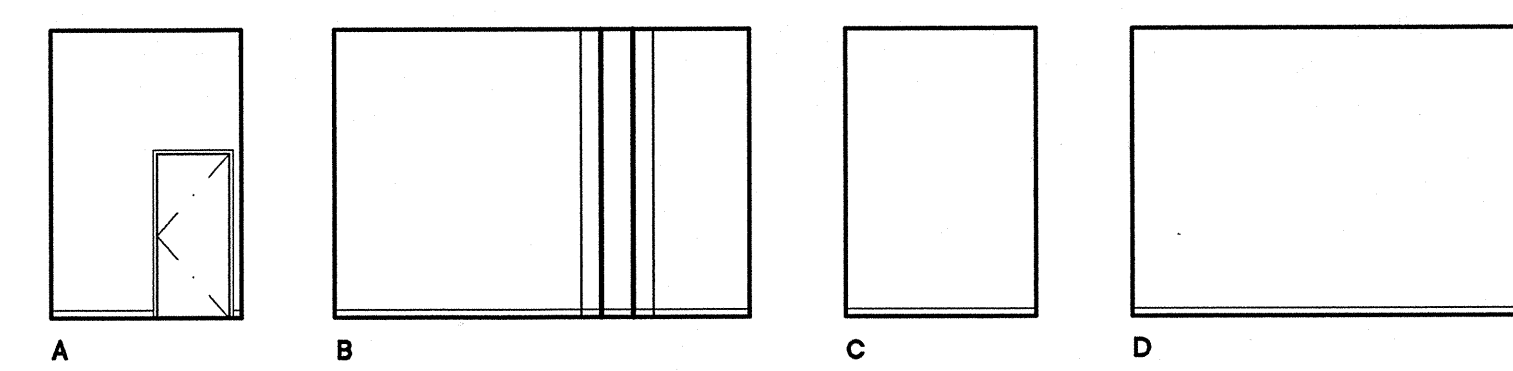
OFFICE RM. 6-105 6

SCALE 1/8" = 1'-0"



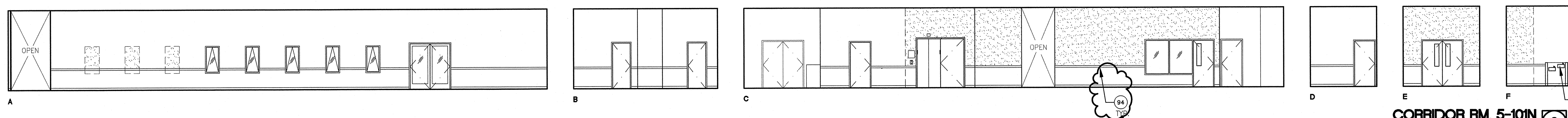
ELEVATOR MACHINE RM. 5-104 12

SCALE 1/8" = 1'-0"



STORAGE RM. 6-105A 7

SCALE 1/8" = 1'-0"



CORRIDOR RM. 5-101N 8


SCALE 1/8" = 1'-0"

SHEET NOTES

- 1 FIRE EXTINGUISHER (20AB10C) ON WALL BRACKET MOUNT
- 2 FIRE EXTINGUISHER (20AB10C) IN SEMI-RECESSED CABINET (SEE DETS. 25/A10.52 & 11/A10.62)
- 3 BASE CABINET
- 4 UPPER CABINET
- 5 ACCESSIBLE BASE CABINET W/ SINK
- 6 REFRIGERATOR SPACE (EQUIPMENT N.I.C.)
- 12 SOFFIT
- 18 SUSPENDED LIGHT FIXTURE
- 21 WALL MTD. PULL-DOWN PROJECTION SCREEN, SEE 21/A10.5.1
- 22 WALL MTD. MOTORIZED PROJECTION SCREEN, SEE 21/A10.5.1
- 36 OPERABLE PANEL PARTITION (SEE DETS. 19 & 20/A10.91)
- 39 HI-LO DRINKING FOUNTAIN (SEE DETS. 13, 14, 18 & 19/A10.62)
- 40 ELECTRONIC WHITEBOARD (SEE DET. 12/A10.62)
- 43 MOP SINK
- 45 RECEPTION COUNTER
- 50 COUNTER (OPEN BELOW)
- 52 POCKET FOR STORING FOLDING PARTITION, SEE 14/A10.9.2
- 57 OFOI CASEWORK AND DUPLICATION EQUIPMENT
- 59 FIXED SHELVES
- 62 16'-0" W. MARKER BOARD W/ TOP OF MARKER TRAY @ 36" A.F.F. (SEE DETS. 22, 23/A10.51)
- 63 INFILL WALL W/EXTERIOR CEMENT PLASTER FINISH
- 64 8'-0" W. TACKBOARD
- 83 4'-0" W. TACKBOARD
- 84 24'-0" W. MARKER BOARD W/ TOP OF MARKER TRAY @ 36" A.F.F. (SEE DETS. 22, 23/A10.51)
- 86 2'x2'x1" THICK ACOUSTICAL PANELS
- 94 CHAIR RAIL WITH MAINSCOT PANEL BELOW, SEE 8/A10.62



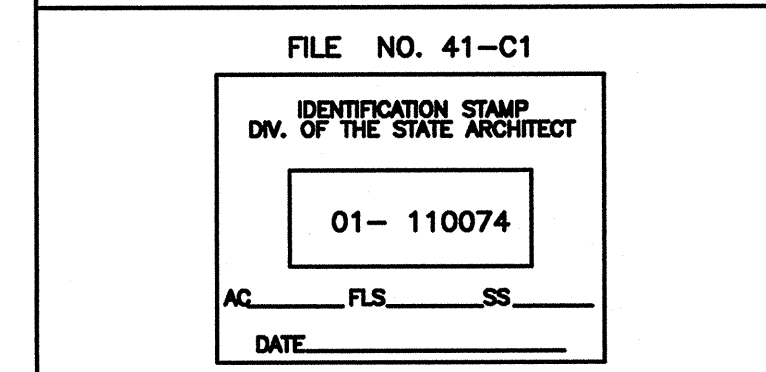
Bunton Clifford Associates, Inc.  
210 Hammond Ave.  
Fremont, California 94539  
[ T ] 510.445.1000  
[ F ] 510.445.1005  
www.BCAincOnline.com



1. This sheet is part of a set and is not to be used alone.  
2. This sheet is not to be used for construction unless the architect's stamp and signature appear on the drawings and the status box indicates drawings have been released for construction.  
3. These plans and prints thereof, as instruments of service, are owned by the architect and are for use on this project only. Reproduction and/or distribution without the prior written consent of the architect is forbidden.  
4. Copyright Bunton Clifford Associates, 2009

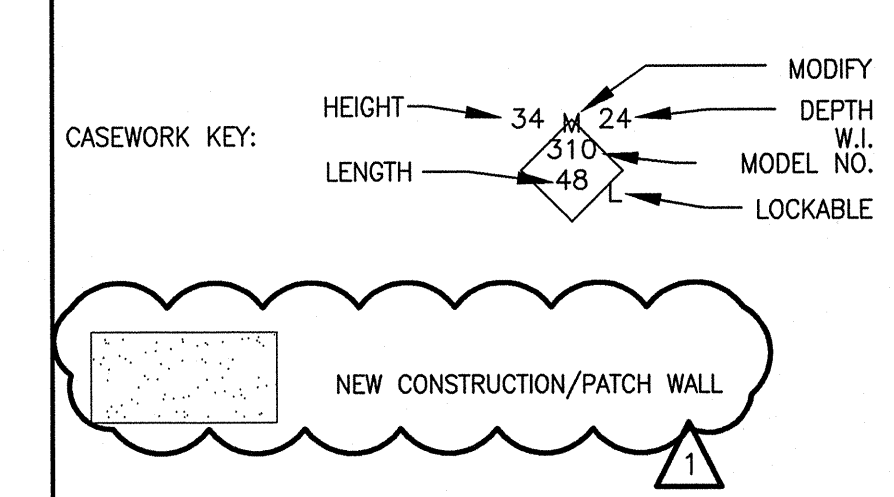
REVISIONS	REMARKS	DATE
1	ADDENDUM NO. 1	08/18/09

DRAWING STATUS	DATE
● DSA PLAN CHECK	08/29/08
● DSA BACK CHECK	01/22/09
● BIDDING	08/18/09
○ CONSTRUCTION	



GENERAL NOTES

LEGEND



BUILDINGS 5 & 6 RENOVATIONS

San Mateo County Community College District

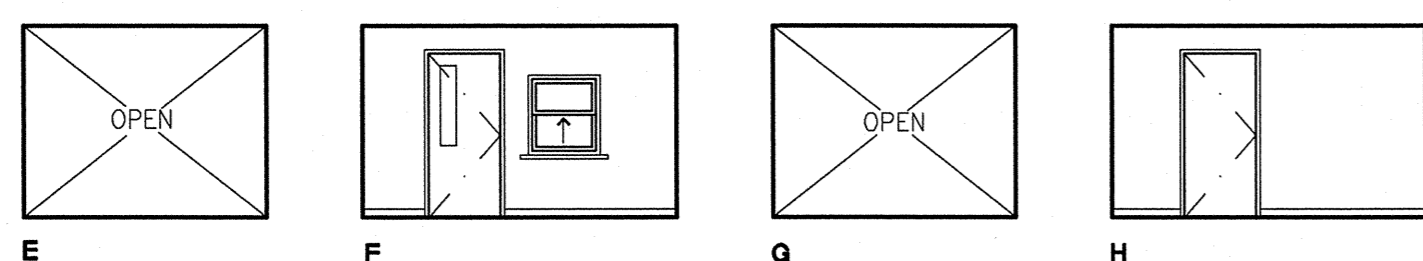
BID ADDENDA

CAÑADA COLLEGE  
4200 Farm Hill Boulevard  
Redwood City, CA 94061

FIRST FLOOR  
INTERIOR ELEVATIONS

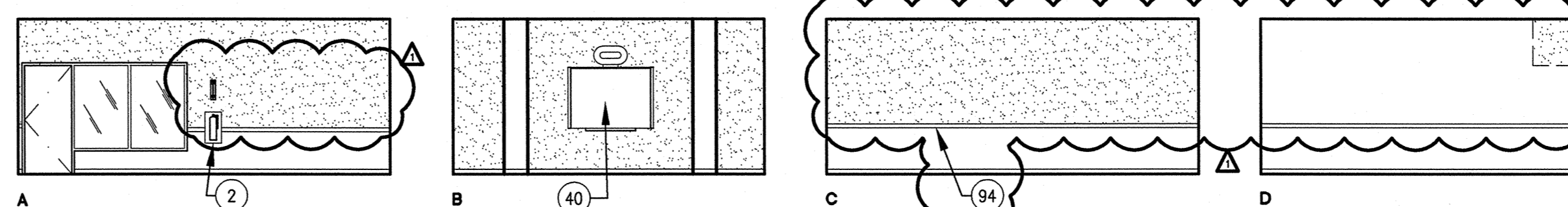
Date 08/29/08 Drawing Number  
Scale AS NOTED A8.1  
Project Number 07013





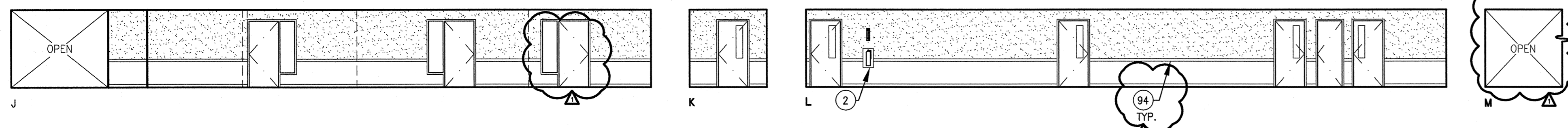
CORRIDOR 5-201S 9

SCALE 1/8" = 1'-0"



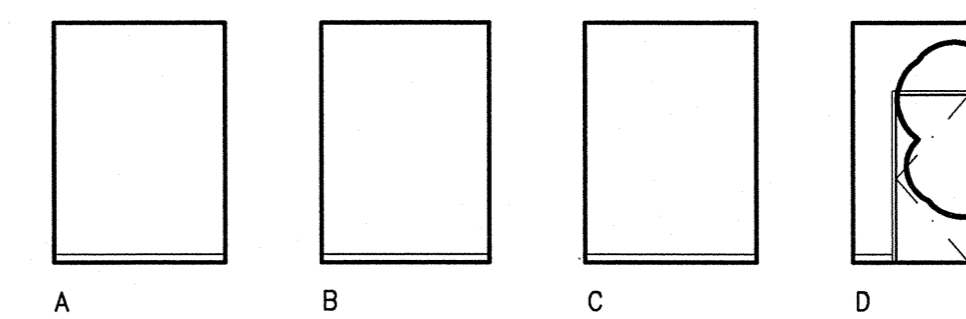
MEETING RM. 5-108 1

SCALE 1/8" = 1'-0"



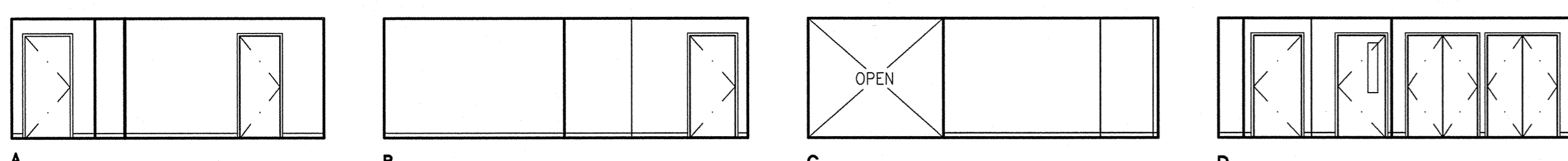
HALLWAY RM. 5-201N 10

SCALE 1/8" = 1'-0"




ELEVATOR MACHINE RM. 5-111 2

SCALE 1/8" = 1'-0"



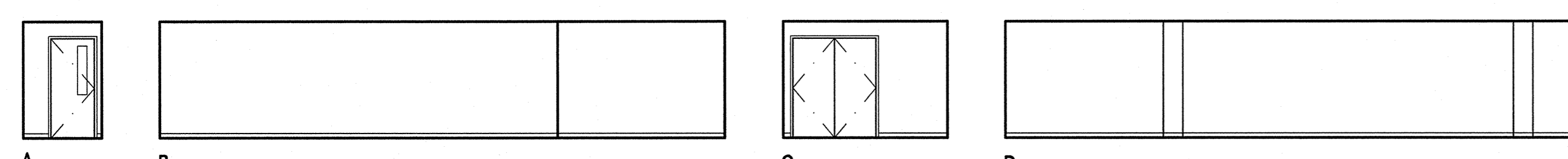
HALLWAY RM. 5-201S 11

SCALE 1/8" = 1'-0"



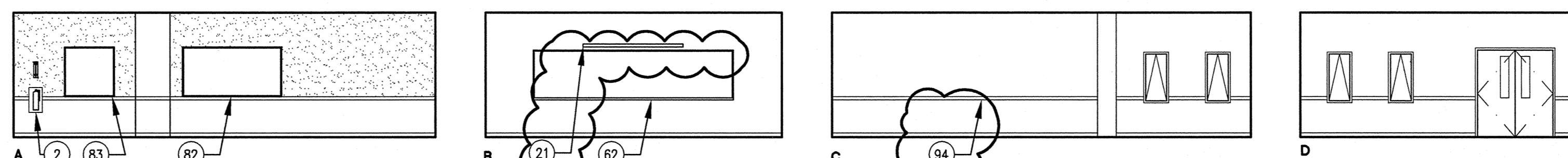
MEETING RM. 5-112 3

SCALE 1/8" = 1'-0"



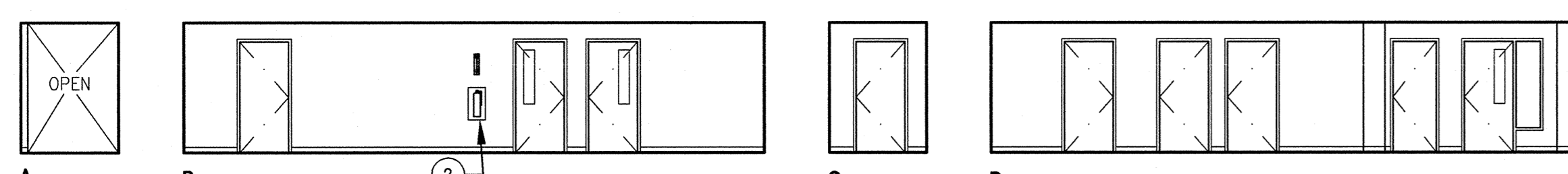
CORRIDOR 5-201E 12

SCALE 1/8" = 1'-0"



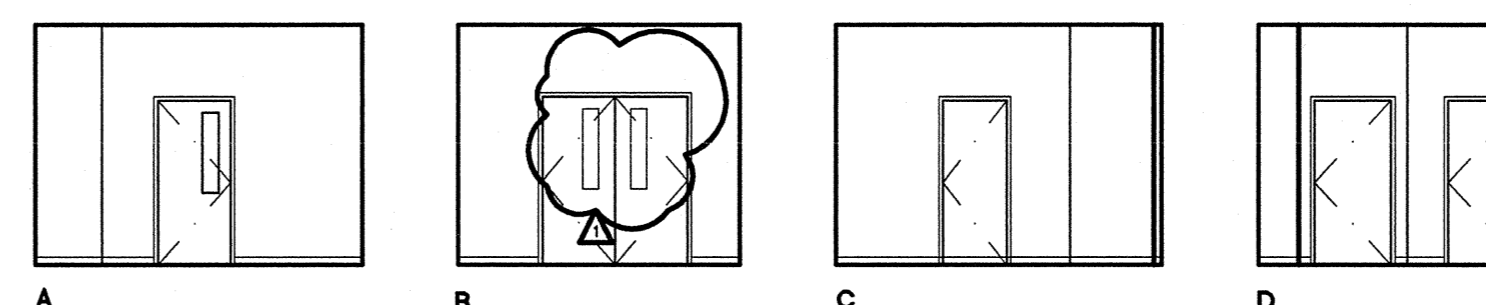
CLASSROOM RM. 5-115 4

SCALE 1/8" = 1'-0"



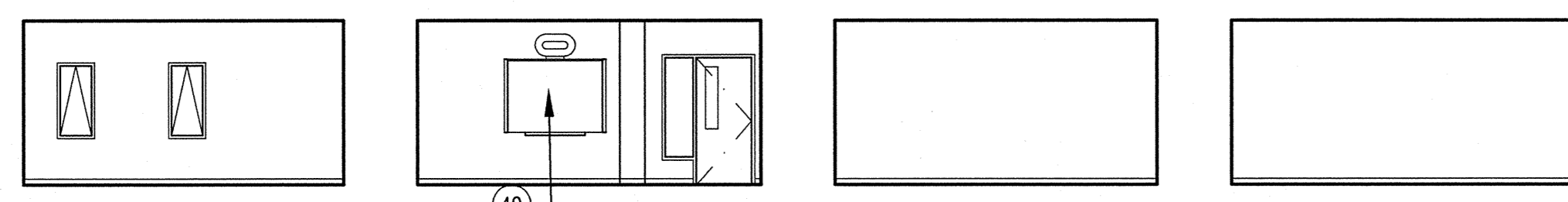
CORRIDOR 5-201W 13

SCALE 1/8" = 1'-0"



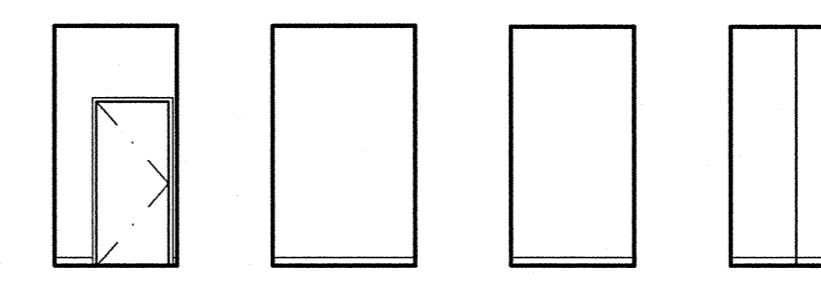
VESTIBULE RM. 5-117 5

SCALE 1/8" = 1'-0"



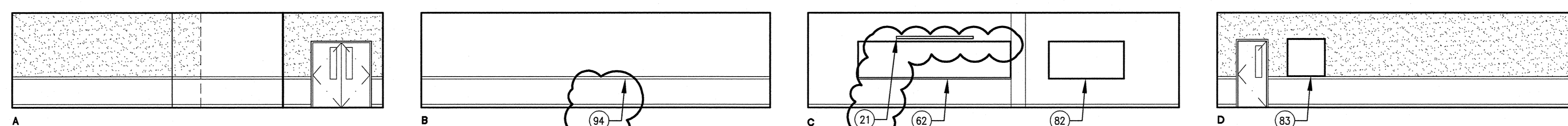
SEMINAR RM. 5-202 14

SCALE 1/8" = 1'-0"



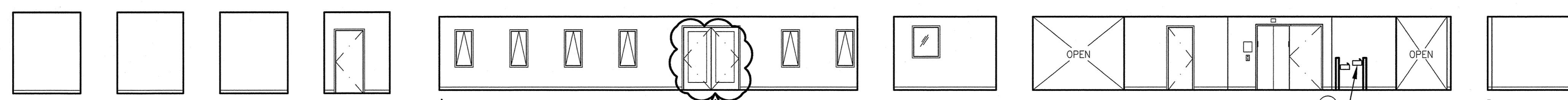
JANITOR RM. 5-121A 6

SCALE 1/8" = 1'-0"



CLASSROOM RM. 5-123 7

SCALE 1/8" = 1'-0"



UTILITY RM. 5-203 15

SCALE 1/8" = 1'-0"

HALLWAY RM. 5-201N 8

SCALE 1/8" = 1'-0"

SHEET NOTES

- 1 FIRE EXTINGUISHER (20AB10C) ON WALL BRACKET MOUNT
- 2 FIRE EXTINGUISHER (20AB10C) IN SEMI-RECESSED CABINET (SEE DETS 25/A10.52 & 11/A10.62)
- 3 BASE CABINET
- 4 UPPER CABINET
- 5 ACCESSIBLE BASE CABINET W/ SINK
- 6 REFRIGERATOR SPACE (EQUIPMENT N.I.C.)
- 7 SOFFIT
- 18 SUSPENDED LIGHT FIXTURE
- 21 WALL MTD. PULL-DOWN PROJECTION SCREEN
- 22 WALL MTD. MOTORIZED PROJECTION SCREEN
- 38 OPERABLE PANEL PARTITION (SEE DETS. 19 & 20/A10.81)
- 39 HI-LO DRINKING FOUNTAIN (SEE DETS. 13, 14, 18 & 19/A10.62)
- 40 ELECTRONIC WHITEBOARD (SEE DET. 12/A10.62)
- 43 MOP SINK
- 45 RECEPTION COUNTER
- 50 COUNTER (OPEN BELOW)
- 52 POCKET FOR STORING FOLDING PARTITION
- 57 OFOI CASEWORK AND DUPLICATION EQUIPMENT
- 59 FIXED SHELVES
- 62 16'-0" W. MARKER BOARD W/ TOP OF MARKER TRAY @ 36" A.F.F. (SEE DETS. 22, 23/A10.51)
- 63 INFILL WALL W/EXTERIOR CEMENT PLASTER FINISH
- 62 8'-0" W. TACKBOARD
- 63 4'-0" W. TACKBOARD
- 66 2"x2"x1" THICK ACOUSTICAL PANELS
- 94 CHAIR RAIL WITH WAINSCOT PANEL BELOW, SEE 8/A10.62

**BCA**  
 architecture  
 planning  
 interiors

Burton Clifford Associates, Inc.  
 210 Hammond Ave.  
 Fremont, California 94539  
 [T] 510.445.1000  
 [F] 510.445.1005  
 www.BCAincOnline.com

ARCHITECT	ENGINEER

1. This sheet is part of a set and is not to be used alone.  
 2. This sheet is not to be used for construction unless the architect's stamp and signature appear on the drawings and the status box indicates drawings have been released for construction.  
 3. These plans and prints thereof, as instruments of service, are owned by the architect and are for use on this project only. Reproduction and/or distribution without the prior written consent of the architect is forbidden.  
 4. Copyright Burton Clifford Associates, 2009

REMARKS	DATE
ADDENDUM NO. 1	08/18/09

DRAWING STATUS	DATE
● DSA PLAN CHECK	08/28/08
● DSA BACK CHECK	01/22/09
● BIDDING	08/18/09
○ CONSTRUCTION	

FILE NO. 41-C1

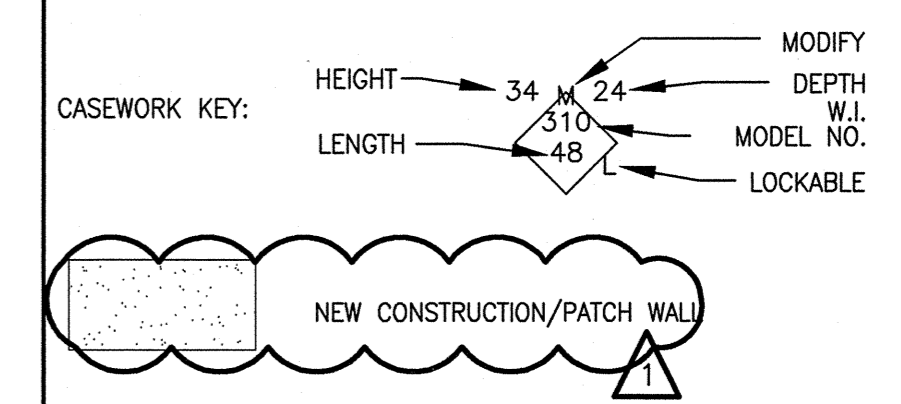
IDENTIFICATION STAMP  
 DIV. OF THE STATE ARCHITECT

01- 110074

DATE: \_\_\_\_\_

GENERAL NOTES

LEGEND



**BUILDINGS 5 & 6 RENOVATIONS**  
 San Mateo County Community College District

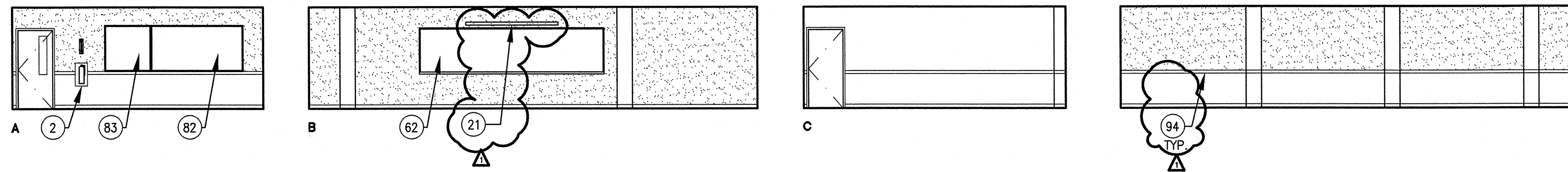
**BID ADDENDA**

**CAÑADA COLLEGE**  
 4200 Farm Hill Boulevard  
 Redwood City, CA 94061

FIRST & SECOND FLOOR  
 INTERIOR ELEVATIONS

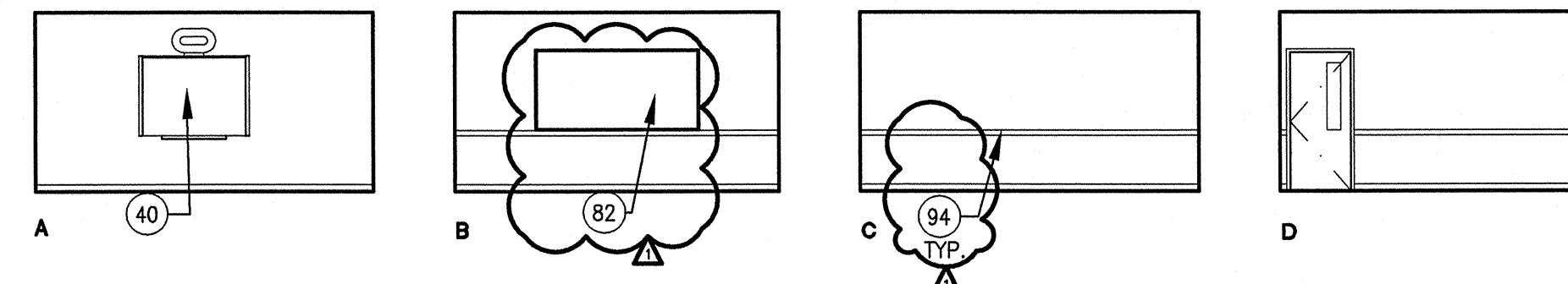
Date: 08/29/08  
 Scale: AS NOTED  
 Project Number: 07013

Drawing Number: **A8.2**



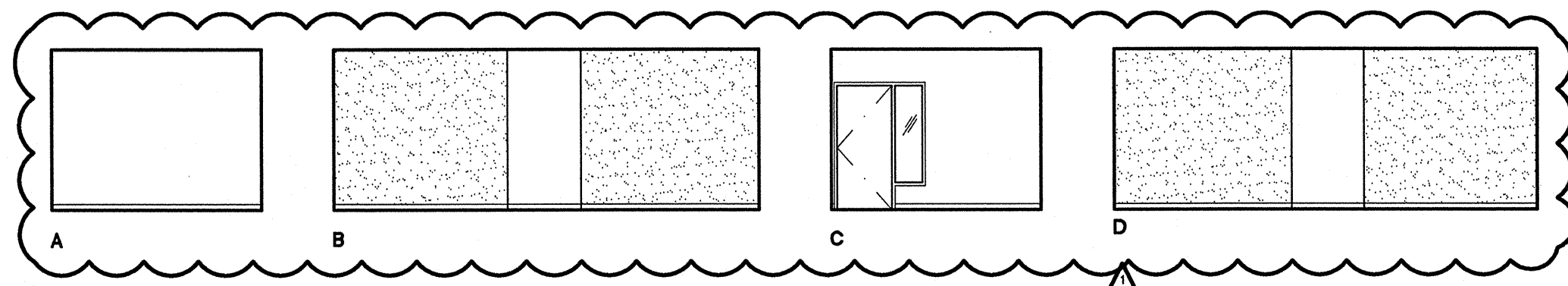
CLASSROOM RM. 5-223 9

SCALE 1/8" = 1'-0"



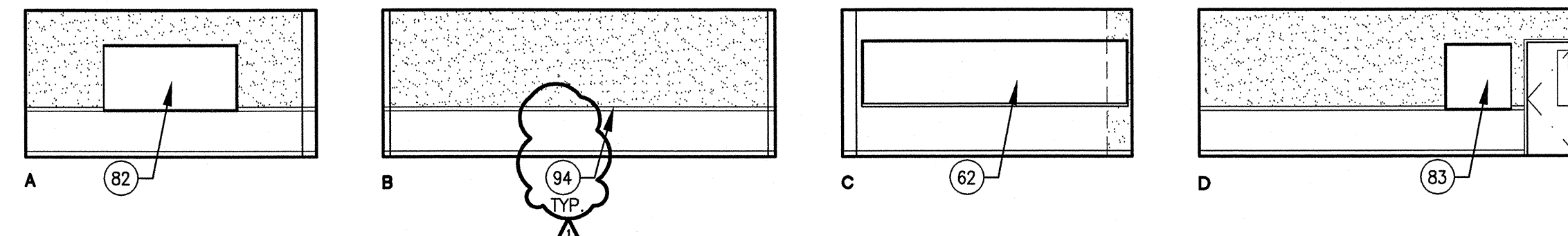
SEMINAR RM. 5-205 1

SCALE 1/8" = 1'-0"



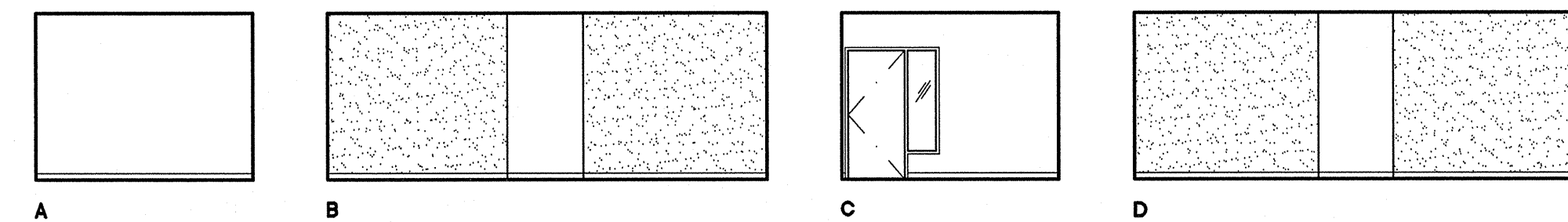
OFFICE RM. 5-224 10

SCALE 1/8" = 1'-0"



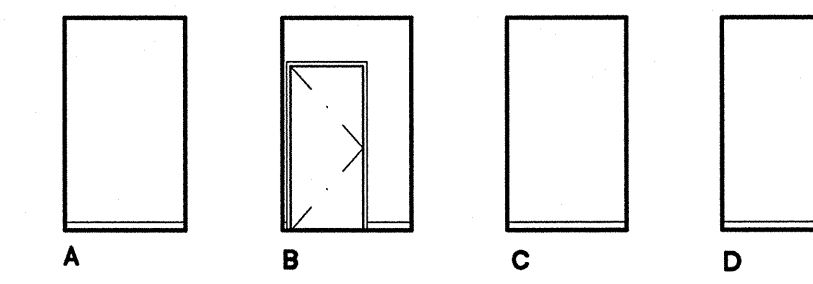
SEMINAR RM. 5-207 2

SCALE 1/8" = 1'-0"



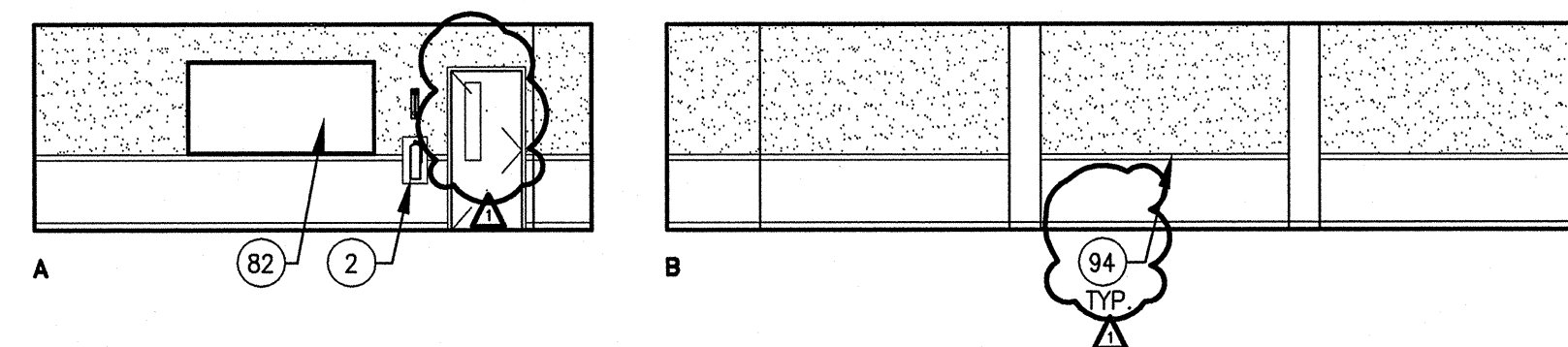
OFFICE RM. 5-226 11

SCALE 1/8" = 1'-0"



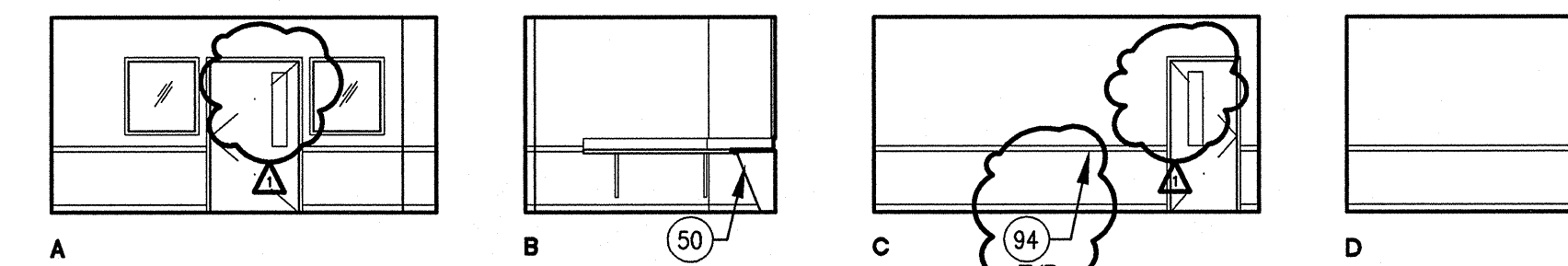
MAINTENANCE RM. 5-208 3

SCALE 1/8" = 1'-0"



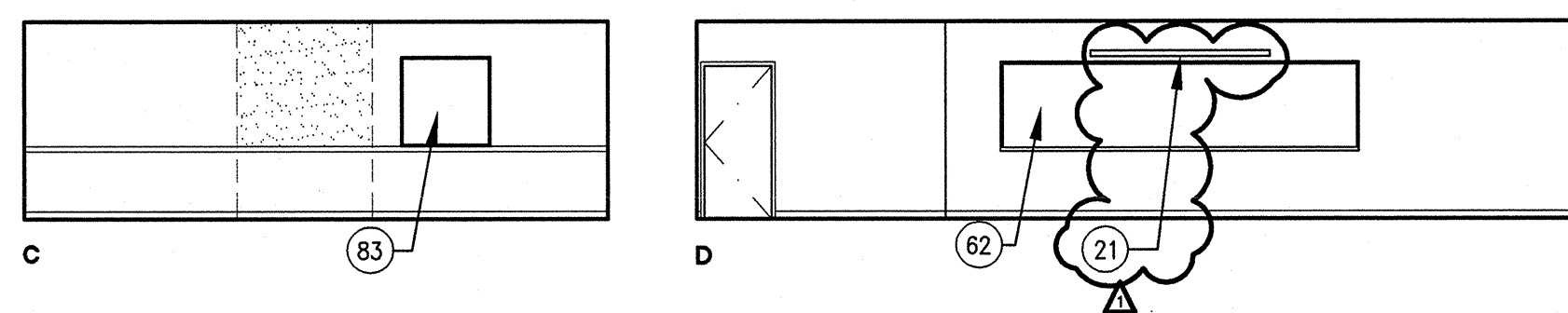
CLASSROOM RM. 5-227 12

SCALE 1/8" = 1'-0"



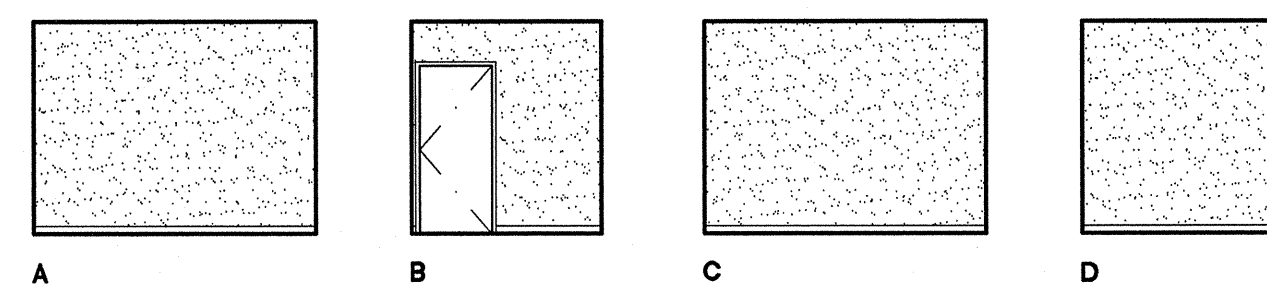
MAIL RM. 5-220 4

SCALE 1/8" = 1'-0"



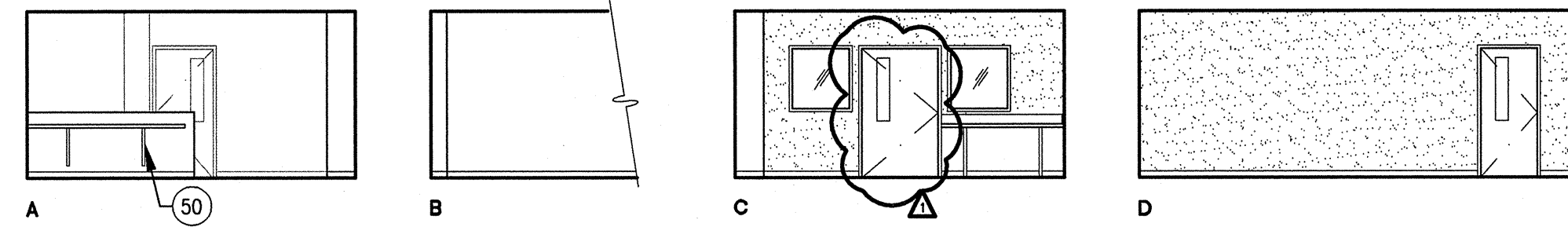
CLASSROOM RM. 5-221 5

SCALE 1/8" = 1'-0"



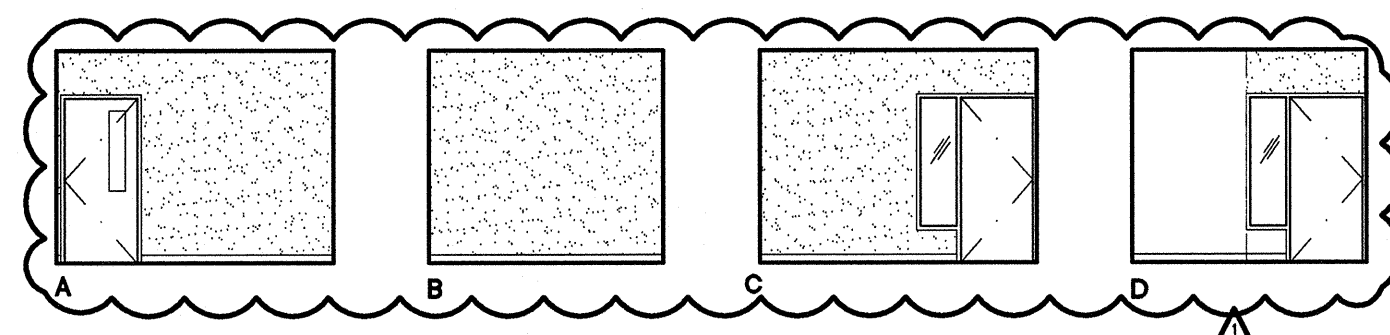
OFFICE RM. 5-227B 13

SCALE 1/8" = 1'-0"



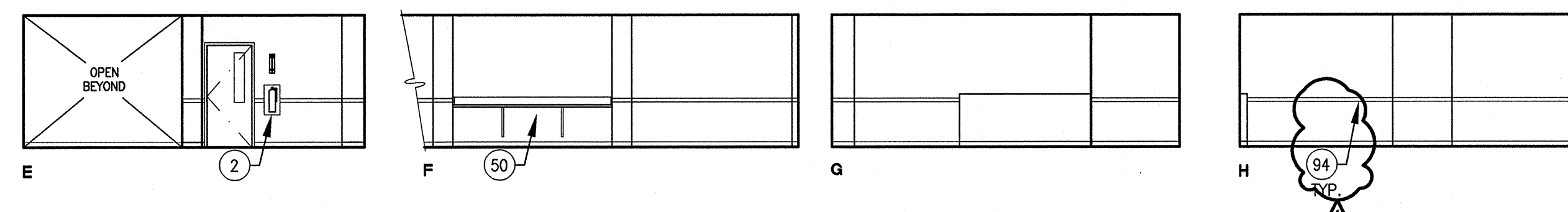
CENTRAL DUPLICATING RM. 5-222 6

SCALE 1/8" = 1'-0"



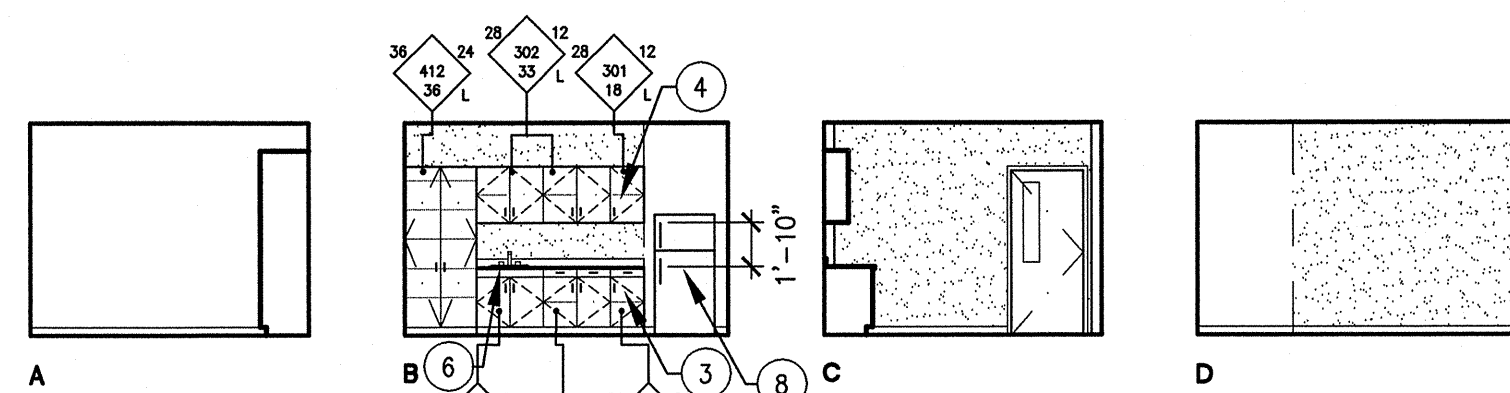
WORK RM. 5-228 14

SCALE 1/8" = 1'-0"



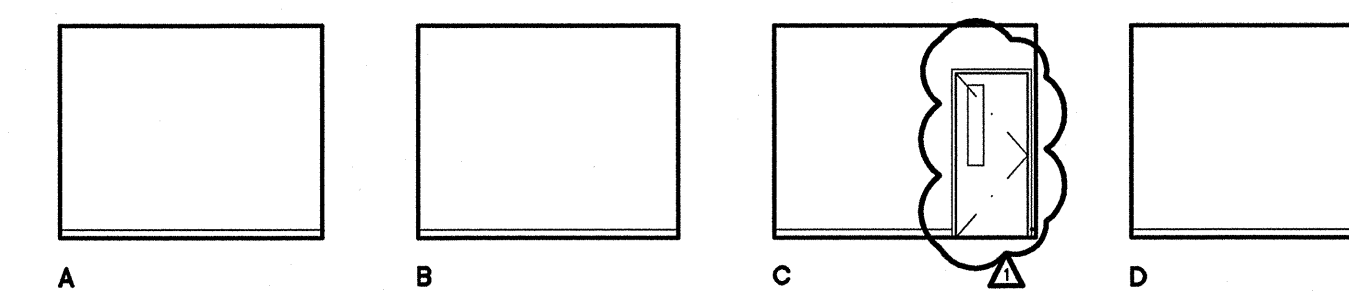
CENTRAL DUPLICATING RM. 5-222 7

SCALE 1/8" = 1'-0"



BREAK RM. 5-228A 15

SCALE 1/8" = 1'-0"



OFFICE RM. 5-222A 8

SCALE 1/8" = 1'-0"

SHEET NOTES

- 1 FIRE EXTINGUISHER (20AB10C) ON WALL BRACKET MOUNT
- 2 FIRE EXTINGUISHER (20AB10C) IN SEMI-RECESSED CABINET (SEE DETS 25/A10.52 & 11/A10.62)
- 3 BASE CABINET
- 4 UPPER CABINET
- 5 ACCESSIBLE BASE CABINET W/ SINK
- 8 SIDE BY SIDE REFRIGERATOR SPACE (EQUIPMENT N.I.C.)
- 12 SOFFIT
- 18 SUSPENDED LIGHT FIXTURE
- 21 WALL MTD. PULL-DOWN PROJECTION SCREEN
- 22 WALL MTD. MOTORIZED PROJECTION SCREEN
- 38 OPERABLE PANEL PARTITION (SEE DETS. 19 & 20/A10.91)
- 39 HI-LO DRINKING FOUNTAIN (SEE DETS. 13, 14, 18 & 19/A10.62)
- 40 ELECTRONIC WHITEBOARD (SEE DET. 12/A10.62)
- 43 MOP SINK
- 45 RECEPTION COUNTER
- 50 COUNTER (OPEN BELOW)
- 52 POCKET FOR STORING FOLDING PARTITION
- 57 OFOI CASEWORK AND DUPLICATION EQUIPMENT
- 59 FIXED SHELVES
- 62 16'-0" W. MARKER BOARD W/ TOP OF MARKER TRAY @ 36" A.F.F. (SEE DETS. 22, 23/A10.51)
- 83 INFILL WALL W/EXTERIOR CEMENT PLASTER FINISH
- 82 8'-0" W. TACKBOARD
- 83 4'-0" W. TACKBOARD
- 86 2'x2'x1" THICK ACOUSTICAL PANELS
- 94 CHAIR RAIL WITH WAINSCOT PANEL BELOW, SEE 8/A10.62

ARCHITECT	ENGINEER

1. This sheet is part of a set and is not to be used alone.  
 2. This sheet is not to be used for construction unless the architect's stamp and signature appear on the drawings and the status box indicates drawings have been released for construction.  
 3. These plans and prints thereof, as instruments of service, are owned by the architect and are for use on this project only. Reproduction and/or distribution without the prior written consent of the architect is forbidden.  
 4. Copyright Bunton Clifford Associates, 2009

REVISIONS	DATE
ADDENDUM NO. 1	08/18/09

DRAWING STATUS	DATE
● DSA PLAN CHECK	08/28/08
● DSA BACK CHECK	01/22/09
● BIDDING	08/18/09
○ CONSTRUCTION	

FILE NO. 41-C1  
 IDENTIFICATION STAMP  
 DW. OF THE STATE ARCHITECT  
 01-110074  
 AC \_\_\_\_\_ SS \_\_\_\_\_  
 DATE \_\_\_\_\_

GENERAL NOTES

BUILDINGS 5 & 6 RENOVATIONS

San Mateo County Community College District

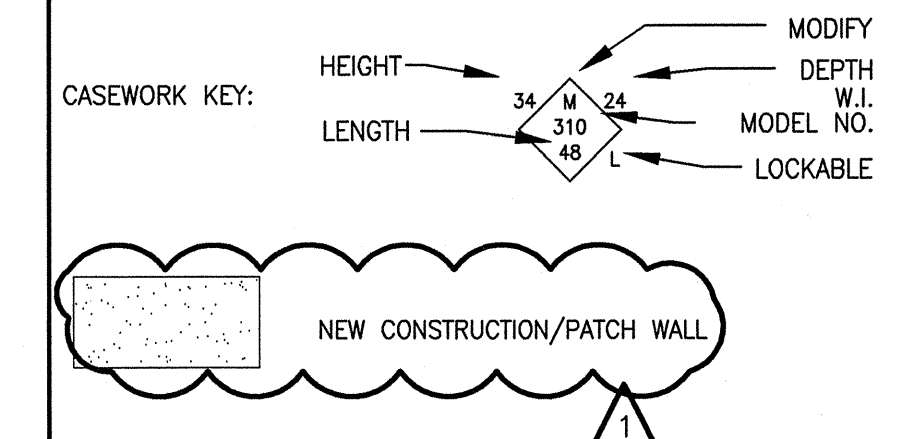
BID ADDENDA

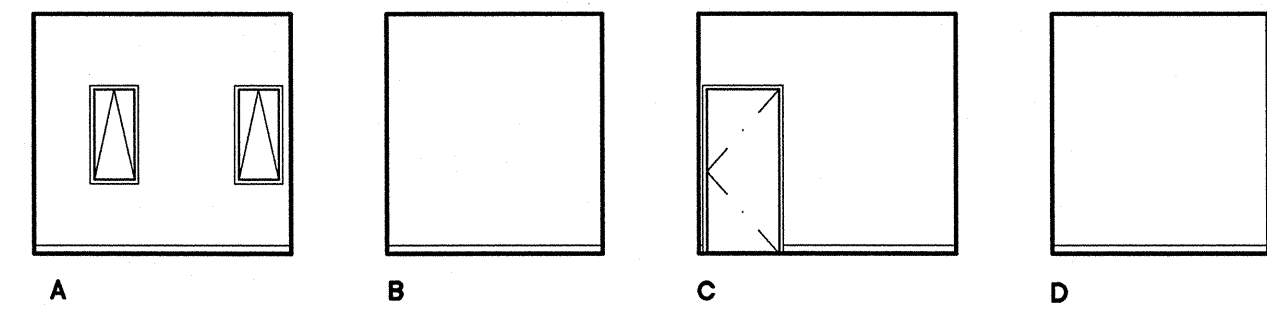
CAÑADA COLLEGE  
 4200 Farm Hill Boulevard  
 Redwood City, CA 94061

SECOND FLOOR INTERIOR ELEVATIONS

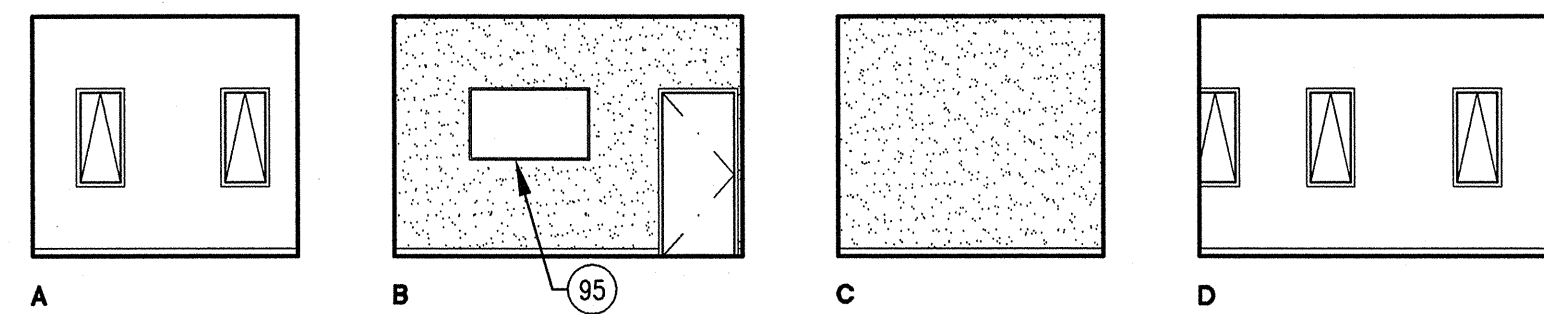
Date 08/29/08 Drawing Number  
 Scale AS NOTED A8.3  
 Project Number 07013

LEGEND

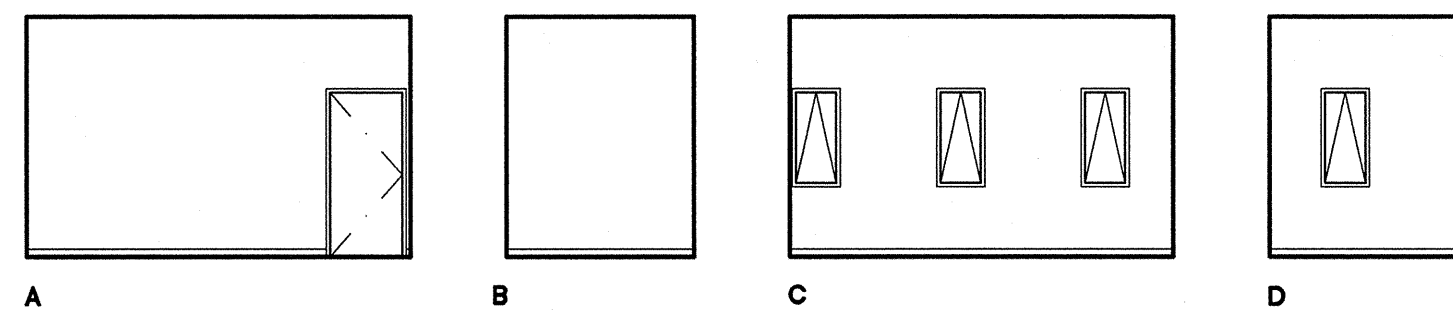




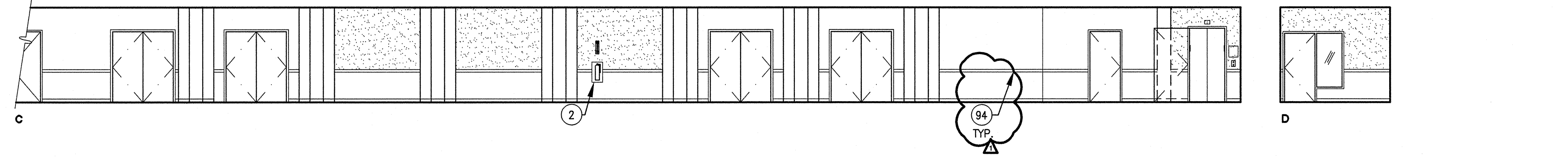
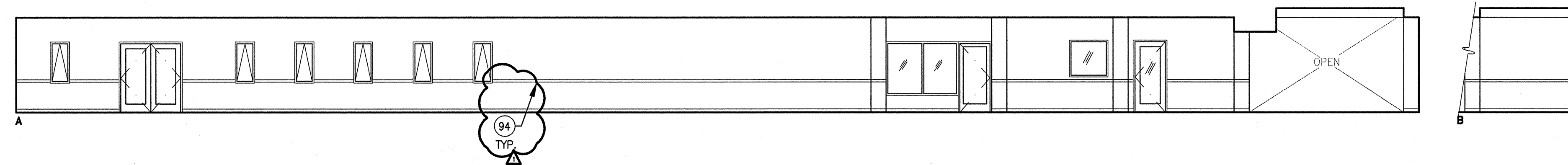
DSPS FACULTY OFFICE RM. 5-305 8  
SCALE 1/8" = 1'-0"



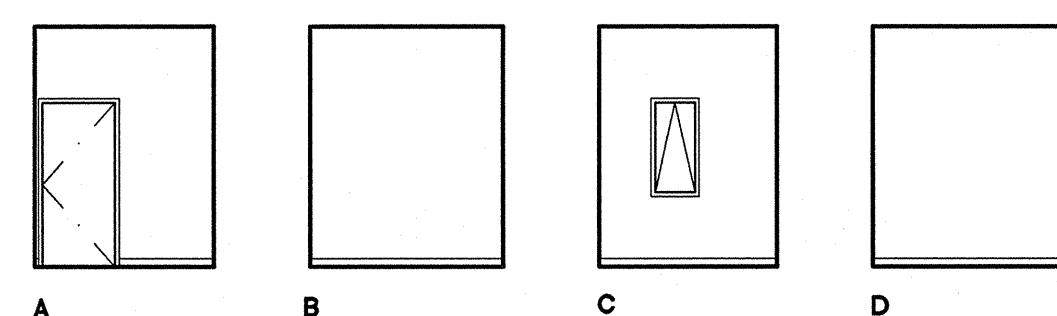
DSPS DIRECTOR OFFICE RM. 5-306 9  
SCALE 1/8" = 1'-0"



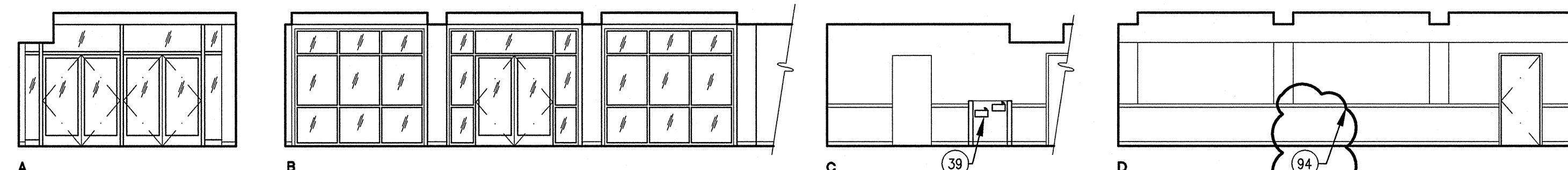
PSYCH. COOR. OFFICE RM. 5-307 10  
SCALE 1/8" = 1'-0"



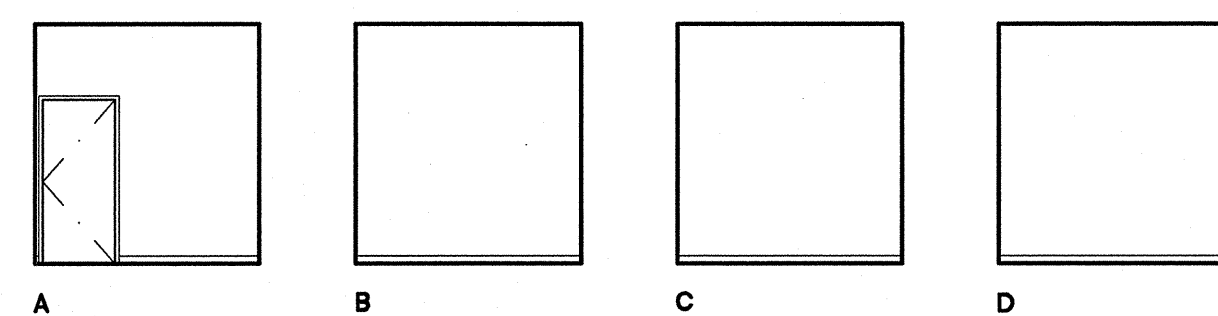
HALLWAY RM. 5-301N 4  
SCALE 1/8" = 1'-0"



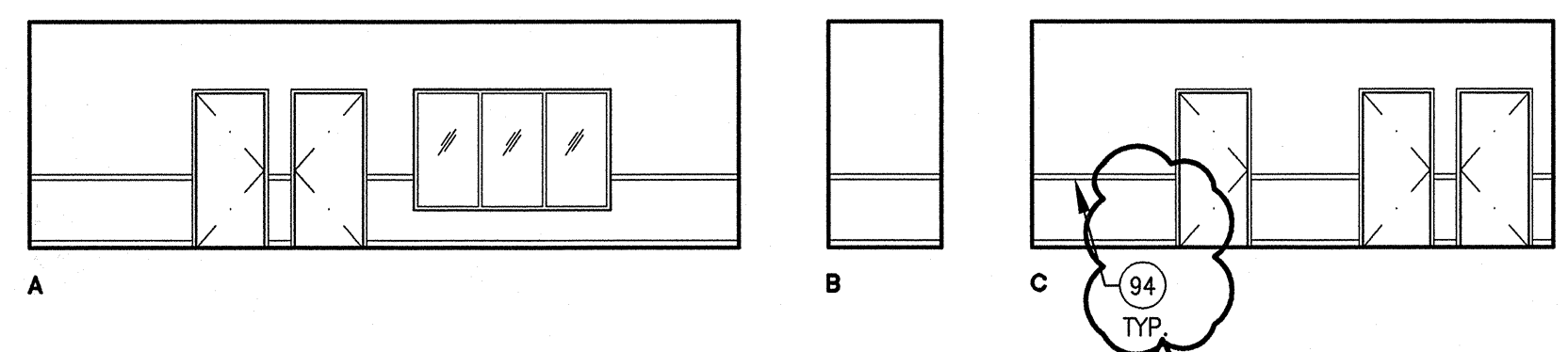
THERAPY RM. 5-308 11  
SCALE 1/8" = 1'-0"



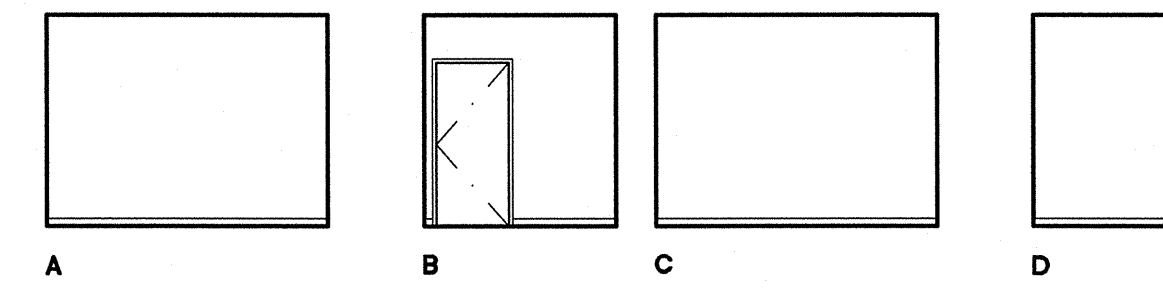
LOBBY RM. 5-301E 5  
SCALE 1/8" = 1'-0"



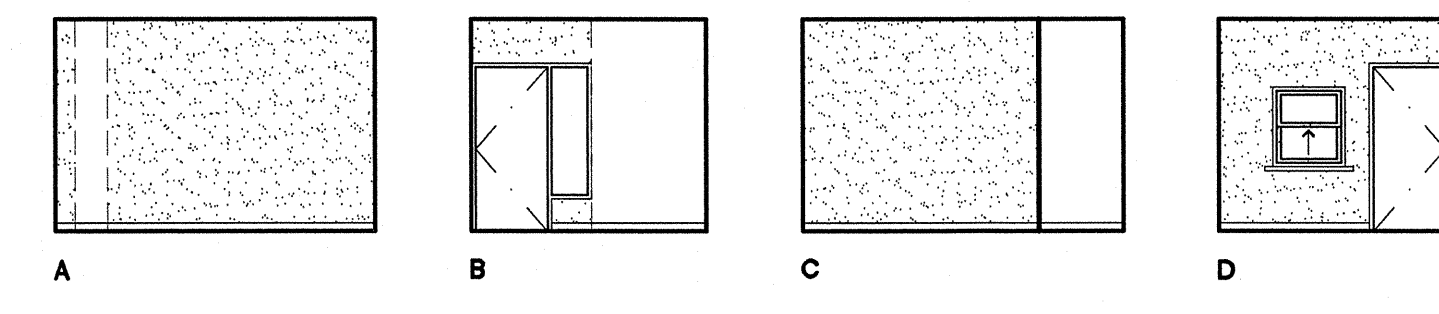
PSYCH. OFFICE RM. 5-309 12  
SCALE 1/8" = 1'-0"



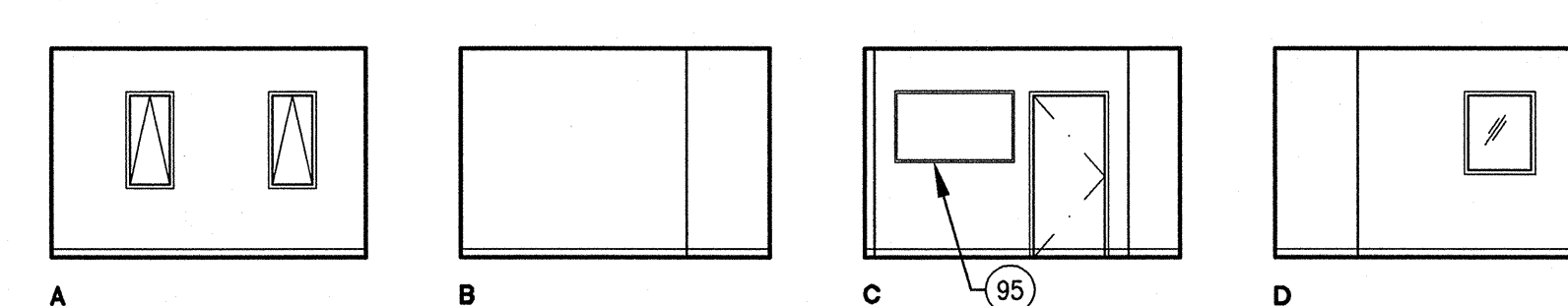
HALLWAY RM. 5-310N 13  
SCALE 1/8" = 1'-0"



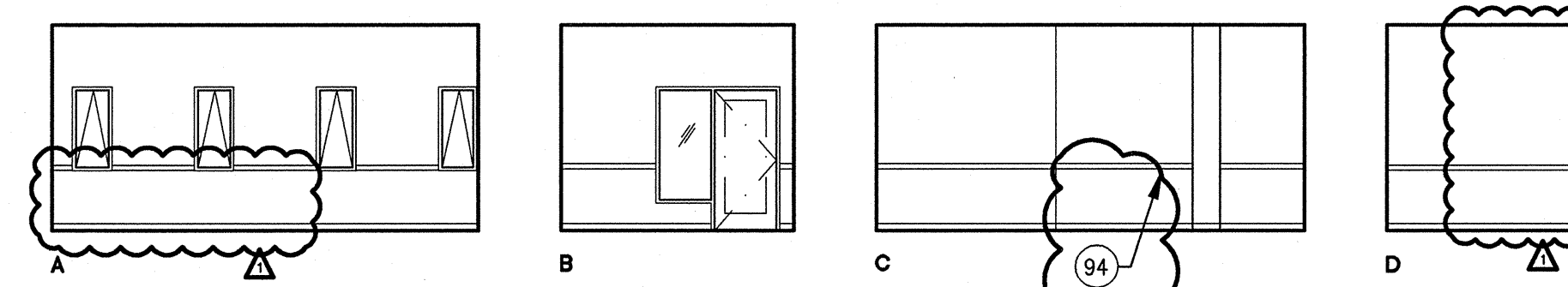
STORAGE RM. 5-229 1  
SCALE 1/8" = 1'-0"



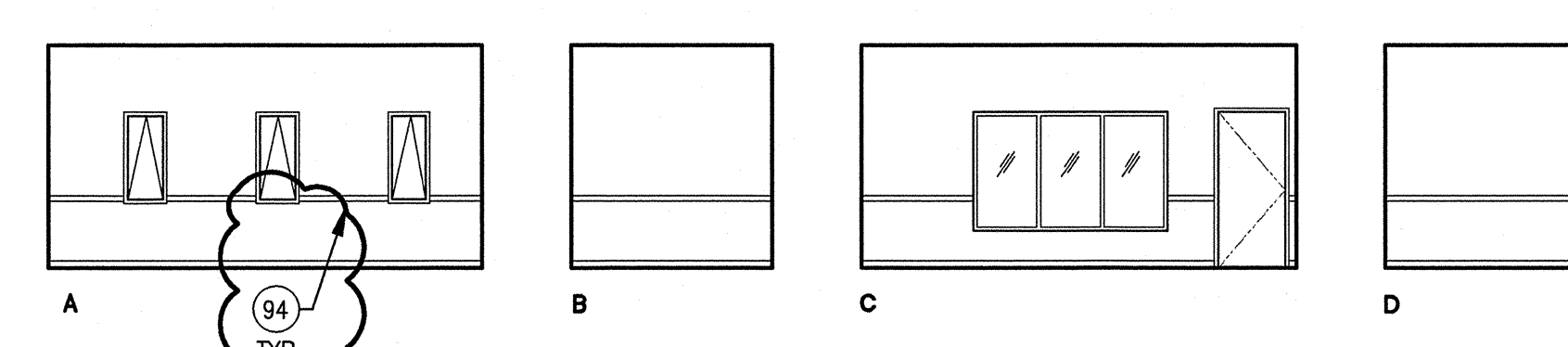
RECEPTION RM. 5-230 2  
SCALE 1/8" = 1'-0"



DIRECTOR RM. 5-232 3  
SCALE 1/8" = 1'-0"



WAITING/RECEPTION RM. 5-303 6  
SCALE 1/8" = 1'-0"



TESTING RM. 5-304 7  
SCALE 1/8" = 1'-0"

SHEET NOTES

- 1 FIRE EXTINGUISHER (20AB10C) ON WALL BRACKET MOUNT
- 2 FIRE EXTINGUISHER (20AB10C) IN SEMI-RECESSED CABINET (SEE DETS 25/A10.52 & 11/A10.62)
- 3 BASE CABINET
- 4 ACCESSIBLE BASE CABINET W/ SINK
- 5 REFRIGERATOR SPACE (EQUIPMENT N.I.C.)
- 6 SOFFIT
- 7 SUSPENDED LIGHT FIXTURE
- 8 WALL MTD. PULL-DOWN PROJECTION SCREEN
- 9 WALL MTD. MOTORIZED PROJECTION SCREEN
- 10 OPERABLE PANEL PARTITION (SEE DETS. 19 & 20/A10.91)
- 11 HI-LO DRINKING FOUNTAIN (SEE DETS. 13, 14, 18 & 19/A10.62)
- 12 ELECTRONIC WHITEBOARD (SEE DET. 12/A10.62)
- 13 MOP SINK
- 14 POCKET FOR STORING FOLDING PARTITION
- 15 OFOI CASEWORK AND DUPLICATION EQUIPMENT
- 16 FIXED SHELVES
- 17 16'-0" W. MARKER BOARD W/ TOP OF MARKER TRAY @ 36" A.F.F. (SEE DETS. 22, 23/A10.51)
- 18 INFILL WALL W/EXTERIOR CEMENT PLASTER FINISH
- 19 8'-0" W. TACKBOARD
- 20 4'-0" W. TACKBOARD
- 21 2"x2"x1" THICK ACOUSTICAL PANELS
- 22 CHAIR RAIL WITH WAINSCOT PANEL BELOW, SEE 8/A10.62
- 23 5'-0" WIDE X 3'-0" HIGH COMBINATION MARKER/TACK BOARD

**BCA**  
architecture  
planning  
interiors

Bunton Clifford Associates, Inc.  
210 Hammond Ave.  
Fremont, California 94539  
[T] 510.445.1000  
[F] 510.445.1005  
www.BCAincOnline.com

ARCHITECT	ENGINEER

1. This sheet is part of a set and is not to be used alone.  
2. This sheet is not to be used for construction unless the architect's stamp and signature appear on the drawings and the status box indicates drawings have been released for construction.  
3. These plans and prints thereof, as instruments of service, are owned by the architect and are for use on this project only. Reproduction and/or distribution without the prior written consent of the architect is forbidden.  
4. Copyright Bunton Clifford Associates, 2009

REVISION	DATE
1. APPENDUM NO. 1	08/18/09

DRAWING STATUS	DATE
<input checked="" type="checkbox"/> DSA PLAN CHECK	08/28/08
<input checked="" type="checkbox"/> DSA BACK CHECK	01/22/09
<input checked="" type="checkbox"/> BIDDING	08/18/09
<input type="checkbox"/> CONSTRUCTION	

FILE NO. 41-C1  
IDENTIFICATION STAMP  
DIV. OF THE STATE ARCHITECT  
01-110074  
AC \_\_\_\_\_ SS \_\_\_\_\_  
DATE \_\_\_\_\_

GENERAL NOTES

**BUILDINGS 5 & 6  
RENOVATIONS**  
San Mateo County Community  
College District

BID ADDENDA


**CAÑADA COLLEGE**  
4200 Farm Hill Boulevard  
Redwood City, CA 94061


SECOND & THIRD FLOOR  
INTERIOR ELEVATIONS

Date 08/29/08  
Scale AS NOTED  
Project Number 07013  
Drawing Number **A8.4**

LEGEND

HEIGHT → 34	DEPTH → 24	MODIFY
LENGTH → 310	MODEL NO. → 29	LOCKABLE





A



B



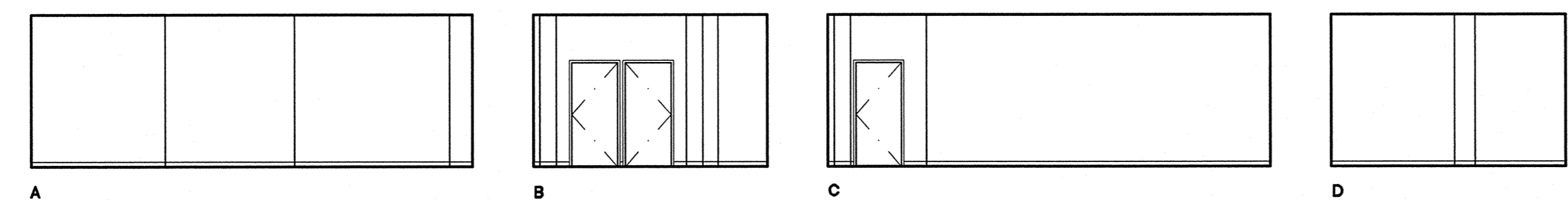
C



D

SCALE 1/8" = 1'-0"

CAFETERIA RM. 5-320 9



A

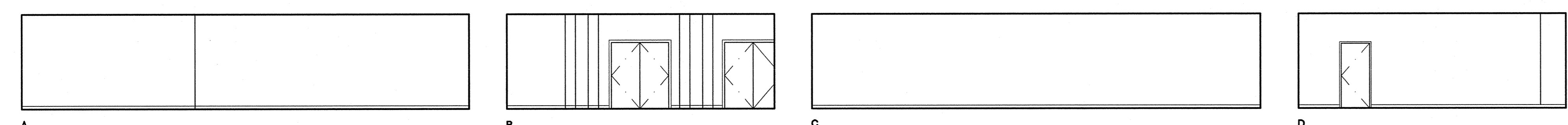
B

C

D

SCALE 1/8" = 1'-0"

DISHWASHING RM. 5-321 10



A

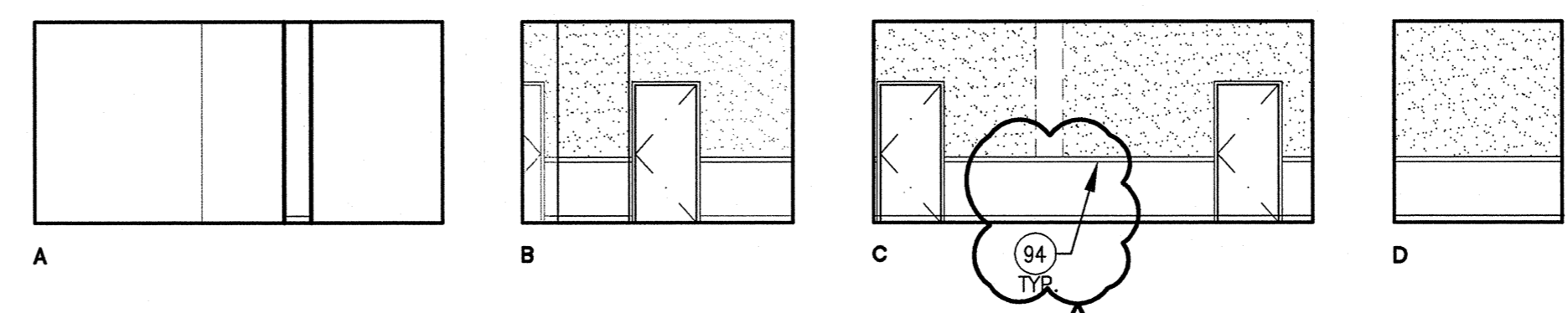
B

C

D

SCALE 1/8" = 1'-0"

SERVERY RM. 5-322 11



A


B

C

D

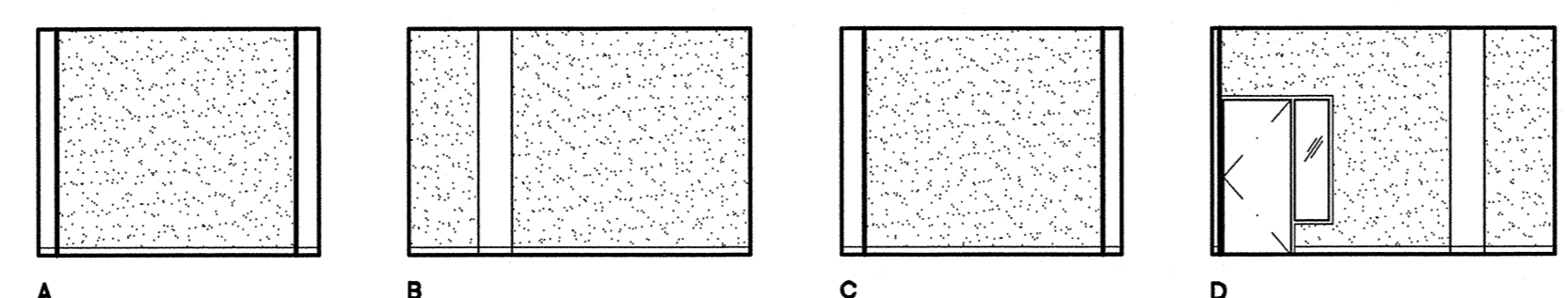
SCALE 1/8" = 1'-0"

WAITING RM. 5-317 6



SCALE 1/8" = 1'-0"

LARGE MEETING ROOM RM. 5-350 12



A

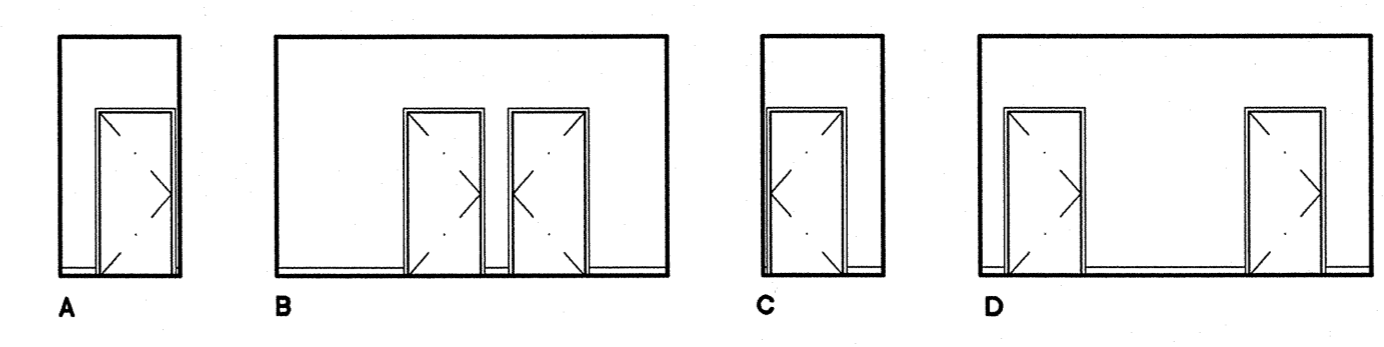
B

C

D

SCALE 1/8" = 1'-0"

STUDENT GOVT. OFFICE RM. 5-351 13



A

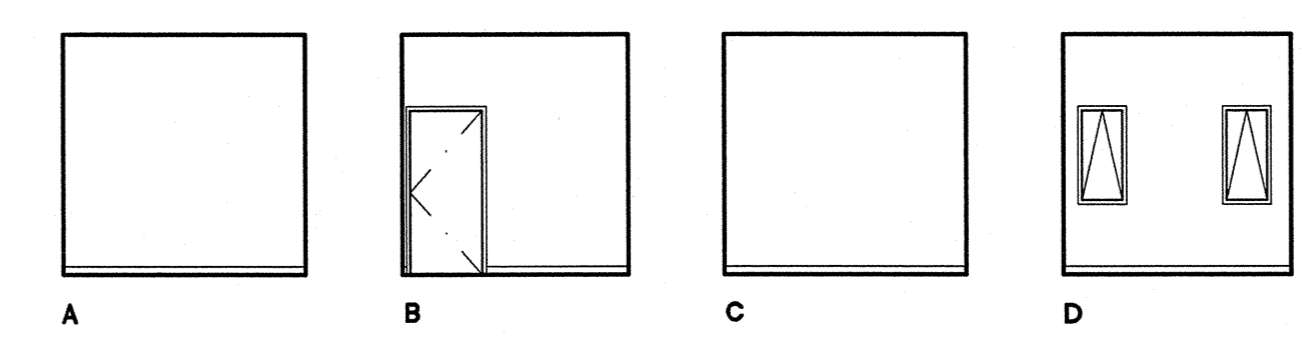
B

C

D

SCALE 1/8" = 1'-0"

HALLWAY RM. 5-310S 1



A

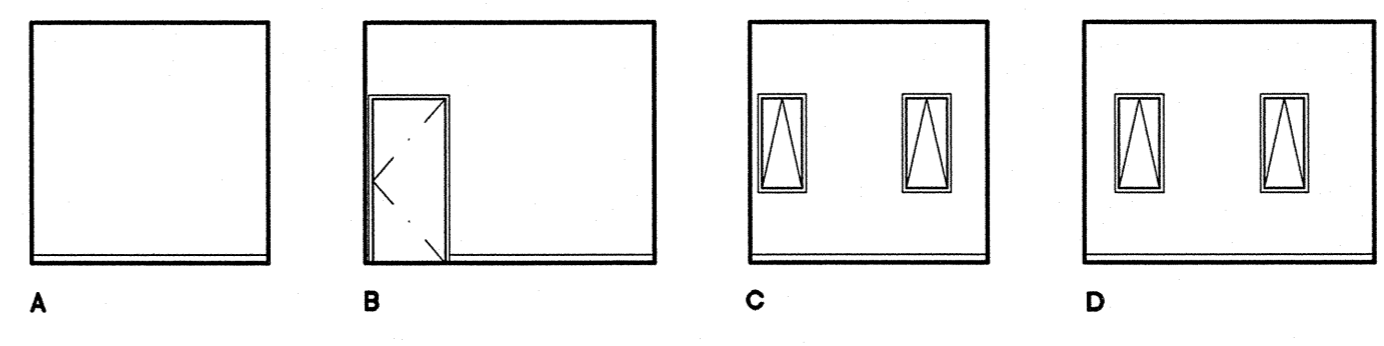
B

C

D

SCALE 1/8" = 1'-0"

EVENING NURSE RM. 5-311 2



A

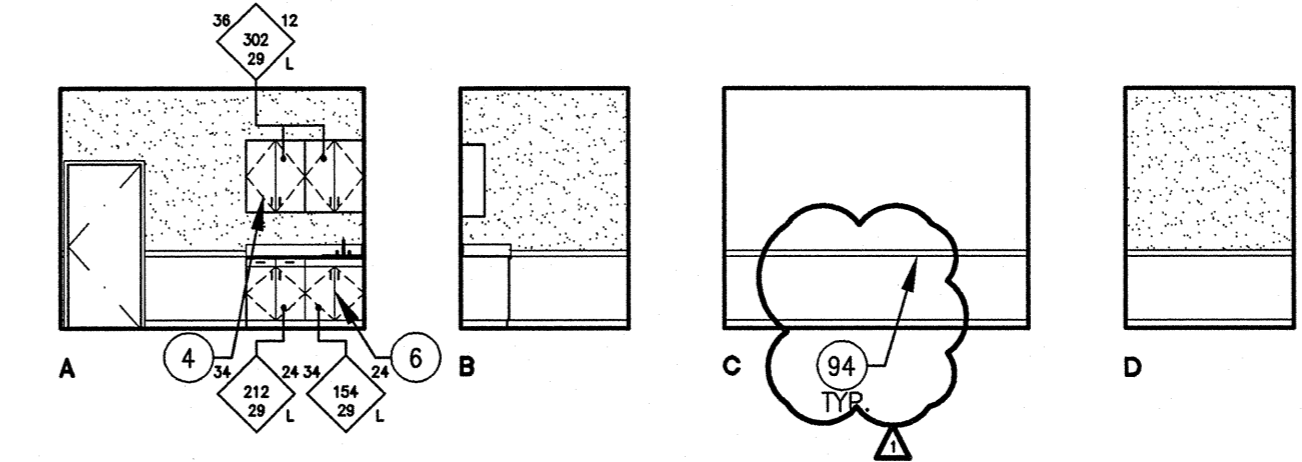
B

C

D

SCALE 1/8" = 1'-0"

NURSE OFFICE RM. 5-312 3



A

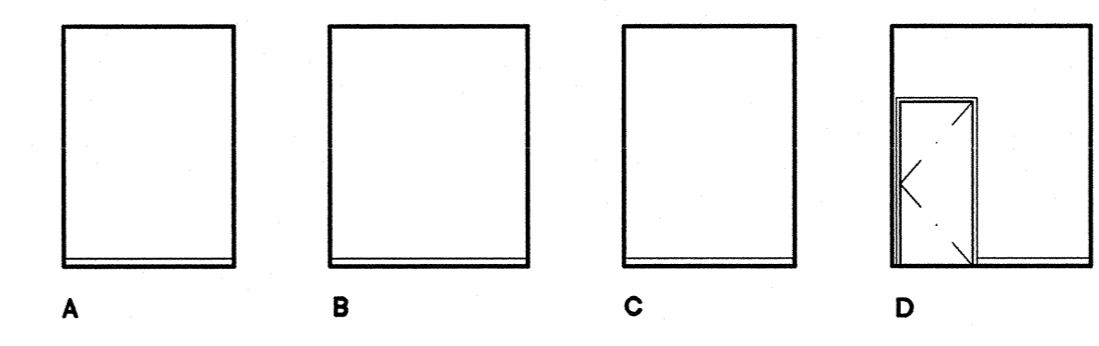
B

C

D

SCALE 1/8" = 1'-0"

EXAM RM. 5-313 4



A

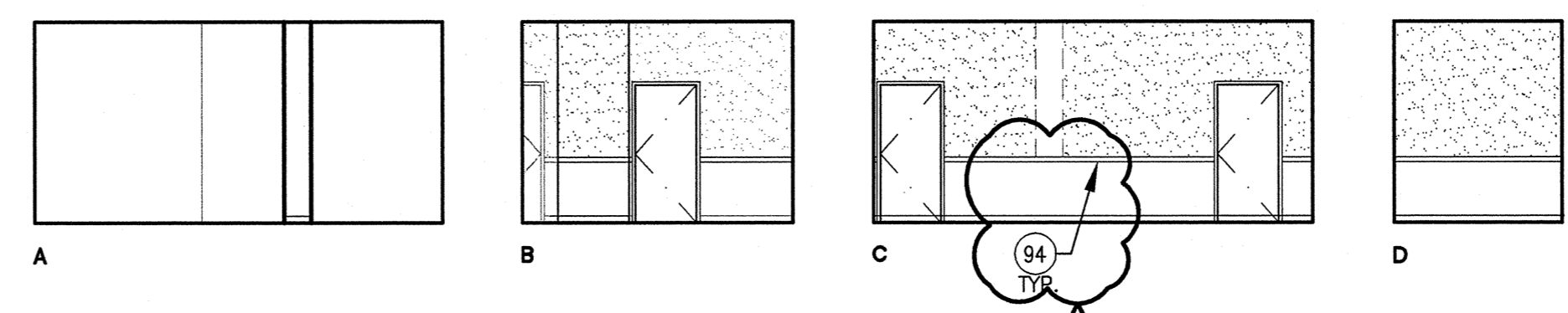
B

C

D

SCALE 1/8" = 1'-0"

COT. ROOM RM. 5-315 5



A

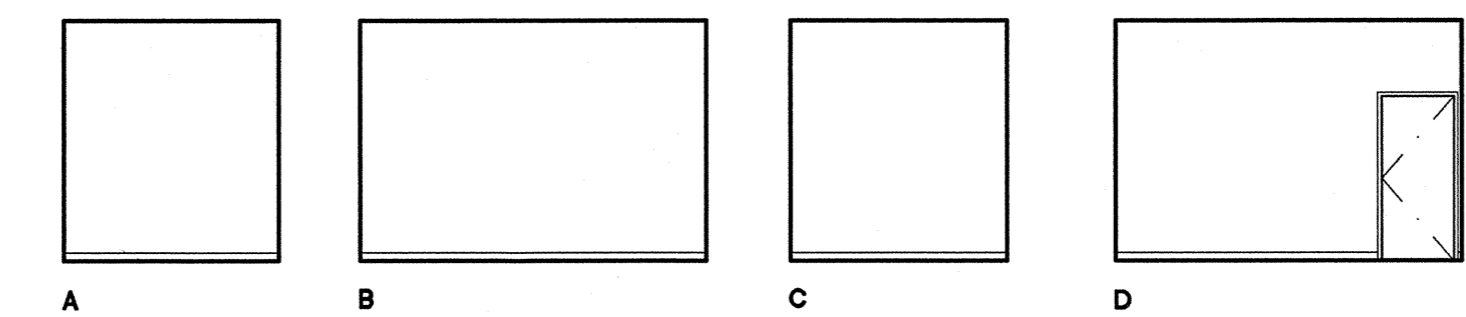
B

C

D

SCALE 1/8" = 1'-0"

WAITING RM. 5-317 6



A

B

C

D

SCALE 1/8" = 1'-0"

FILE ROOM RM. 5-317B 8

SHEET NOTES

- 1 FIRE EXTINGUISHER (20AB10C) ON WALL BRACKET MOUNT
- 2 FIRE EXTINGUISHER (20AB10C) IN SEMI-RECESSED CABINET (SEE DETS. 25/A10.52 & 11/A10.62)
- 3 BASE CABINET
- 4 UPPER CABINET
- 5 ACCESSIBLE BASE CABINET W/ SINK
- 6 REFRIGERATOR SPACE (EQUIPMENT N.I.C.)
- 12 SOFFIT
- 18 SUSPENDED LIGHT FIXTURE
- 21 WALL MTD. PULL-DOWN PROJECTION SCREEN
- 22 WALL MTD. MOTORIZED PROJECTION SCREEN
- 38 OPERABLE PANEL PARTITION (SEE DETS. 19 & 20/A10.91)
- 39 HI-LO DRINKING FOUNTAIN (SEE DETS. 13, 14, 18 & 19/A10.62)
- 40 ELECTRONIC WHITEBOARD (SEE DET. 12/A10.62)
- 43 MOP SINK
- 45 RECEPTION COUNTER
- 50 COUNTER (OPEN BELOW)
- 52 POCKET FOR STORING FOLDING PARTITION
- 67 OFO CASEWORK AND DUPLICATION EQUIPMENT
- 59 FIXED SHELVES
- 62 16'-0" W. MARKER BOARD W/ TOP OF MARKER TRAY @ 36" A.F.F. (SEE DETS. 22, 23/A10.51)
- 63 INFILL WALL W/EXTERIOR CEMENT PLASTER FINISH
- 82 8'-0" W. TACKBOARD
- 83 4'-0" W. TACKBOARD
- 88 2"x2"x1" THICK ACOUSTICAL PANELS
- 94 CHAIR RAIL WITH WAINSCOT PANEL BELOW, (SEE 8/A10.62)

**BC|A**  
 architecture  
 planning  
 interiors

Bunton Clifford Associates, Inc.  
 210 Hammond Ave.  
 Fremont, California 94539  
 [T] 510.445.1000  
 [F] 510.445.1005  
 www.BCAincOnline.com

ARCHITECT      ENGINEER

- GENERAL NOTES
1. This sheet is part of a set and is not to be used alone.
  2. This sheet is not to be used for construction unless the architect's stamp and signature appear on the drawings and the status box indicates drawings have been released for construction.
  3. These plans and prints thereof, as instruments of service, are owned by the architect and are for use on this project only. Reproduction and/or distribution without the prior written consent of the architect is forbidden.
  4. Copyright Bunton Clifford Associates, 2009.

REVISIONS	DATE
ADDENDUM NO. 1	08/18/09

DRAWING STATUS	DATE
● DSA PLAN CHECK	08/29/08
● DSA BACK CHECK	01/22/09
● BEDDING	08/18/09
○ CONSTRUCTION	

FILE NO. 41-C1

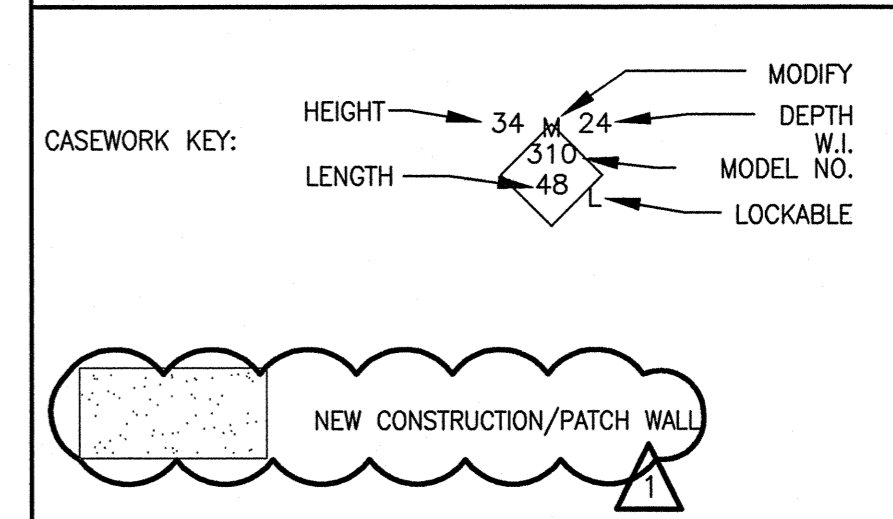
IDENTIFICATION STAMP  
 DIV. OF THE STATE ARCHITECT

01- 110074

DATE:      FILE:      SS:      DATE:

GENERAL NOTES

LEGEND



**BUILDINGS 5 & 6  
 RENOVATIONS**

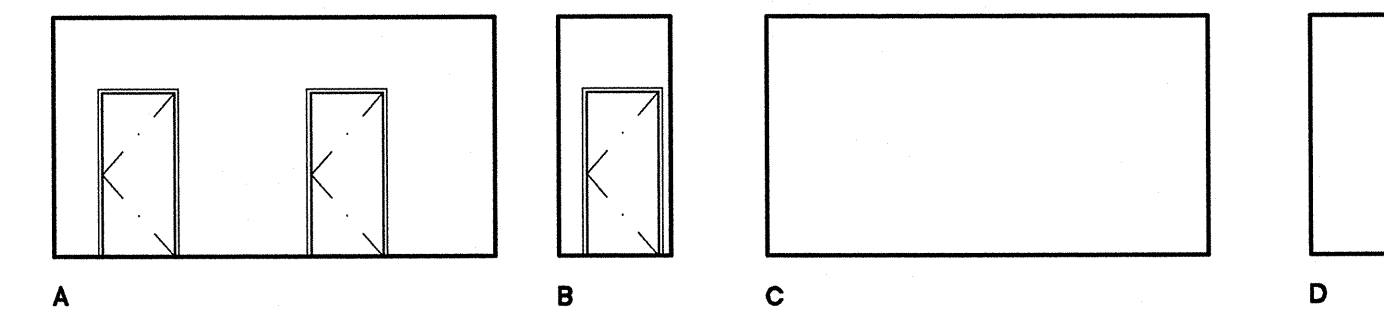
San Mateo County Community  
 College District

BID ADDENDA

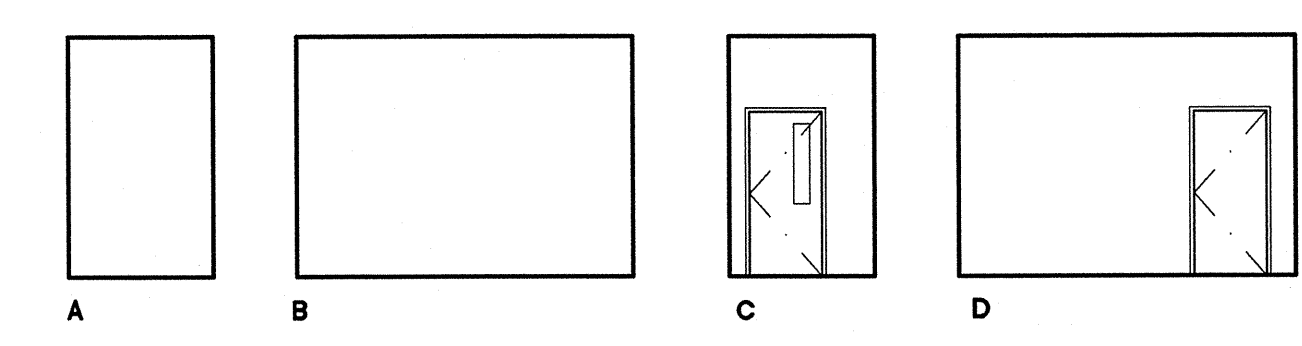
**CAÑADA COLLEGE**  
 4200 Farm Hill Boulevard  
 Redwood City, CA 94061

THIRD FLOOR  
 INTERIOR ELEVATIONS

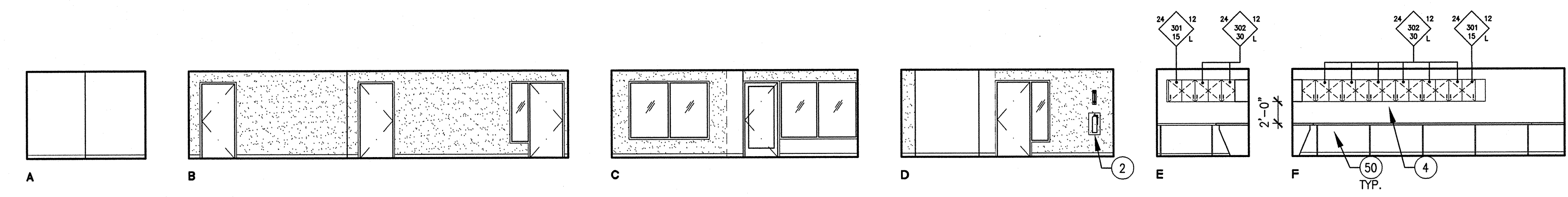
Date: 08/29/08      Drawing Number:      Scale: AS NOTED      **A8.5**  
 Project Number: 07013



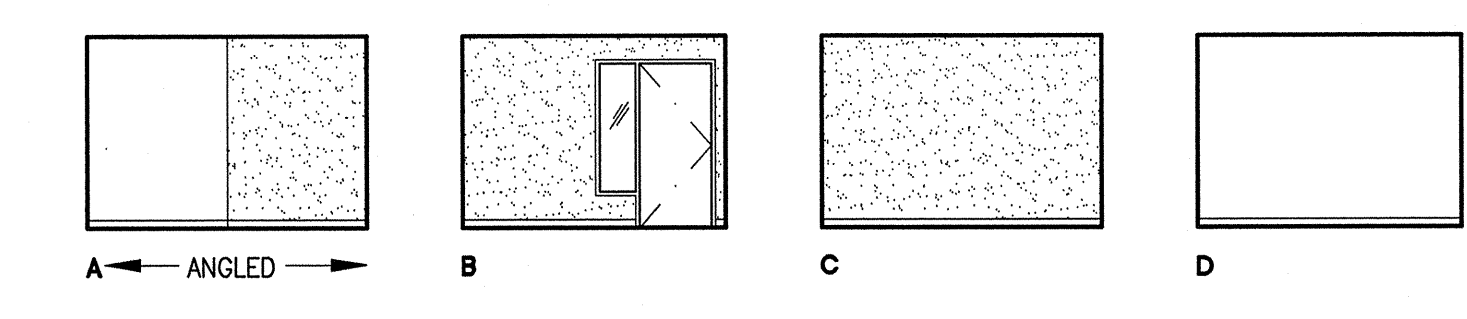
HALLWAY RM. 5-352 ①  
SCALE 1/8" = 1'-0"



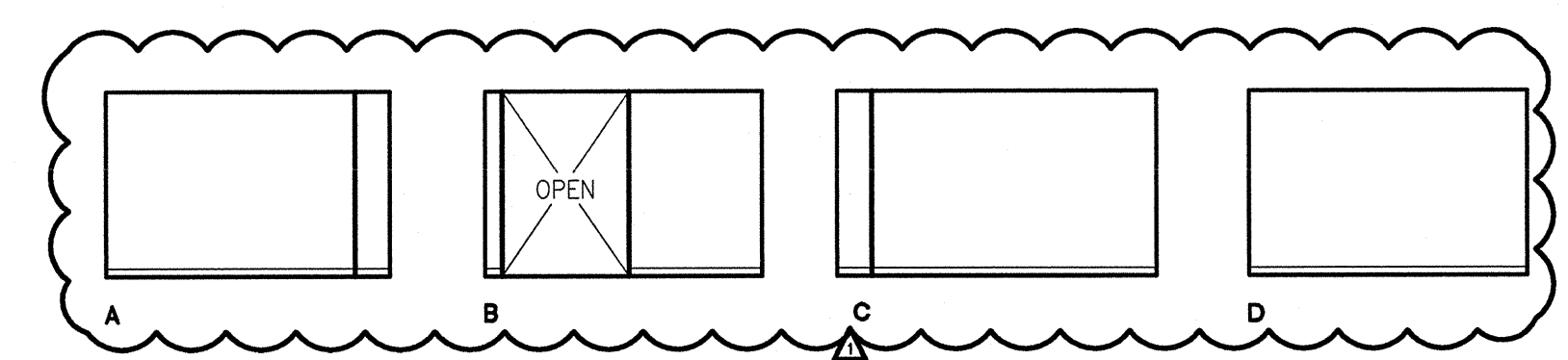
ELECTRICAL RM. 5-353 ②  
SCALE 1/8" = 1'-0"



STUDENT ACTIVITIES WORK SPACE RM. 5-354 ③  
SCALE 1/8" = 1'-0"



DIR. OF STUDENT ACT. RM. 5-355 ④  
SCALE 1/8" = 1'-0"



RECEPTION RM. 5-356 ⑤  
SCALE 1/8" = 1'-0"


**SHEET NOTES**

- ① FIRE EXTINGUISHER (20AB10C) ON WALL BRACKET MOUNT
- ② FIRE EXTINGUISHER (20AB10C) IN SEMI-RECESSED CABINET (SEE DETS. 25/A10.52 & 11/A10.62)
- ③ BASE CABINET
- ④ UPPER CABINET
- ⑤ ACCESSIBLE BASE CABINET W/ SINK
- ⑥ REFRIGERATOR SPACE (EQUIPMENT N.I.C.)
- ⑫ SOFFIT
- ⑮ SUSPENDED LIGHT FIXTURE
- ⑰ WALL MTD. PULL-DOWN PROJECTION SCREEN
- ⑱ WALL MTD. MOTORIZED PROJECTION SCREEN
- ⑳ OPERABLE PANEL PARTITION (SEE DETS. 19 & 20/A10.91)
- ㉓ HI-LO DRINKING FOUNTAIN (SEE DETS. 13, 14, 18 & 19/A10.62)
- ④① ELECTRONIC WHITEBOARD (SEE DET. 12/A10.62)
- ④③ MOP SINK
- ④⑤ RECEPTION COUNTER
- ⑤① COUNTER (OPEN BELOW)
- ⑤② POCKET FOR STORING FOLDING PARTITION
- ⑤⑦ OFCI CASEWORK AND DUPLICATION EQUIPMENT
- ⑤⑧ FIXED SHELVES
- ⑥② 16'-0" W. MARKER BOARD W/ TOP OF MARKER TRAY @ 36" A.F.F. (SEE DETS. 22, 23/A10.51)
- ⑥③ INFILL WALL W/EXTERIOR CEMENT PLASTER FINISH
- ⑥④ 8'-0" W. TACKBOARD
- ⑥⑤ 4'-0" W. TACKBOARD
- ⑥⑥ 2"x2"x1" THICK ACOUSTICAL PANELS



architecture  
planning  
interiors

Bunton Clifford Associates, Inc.  
210 Hammond Ave.  
Fremont, California 94539  
[T] 510.445.1000  
[F] 510.445.1005  
www.BCAincOnline.com



- GENERAL NOTES
1. This sheet is part of a set and is not to be used alone.
  2. This sheet is not to be used for construction unless the architect's stamp and signature appear on the drawings and the status box indicates drawings have been released for construction.
  3. These plans and prints thereof, as instruments of service, are owned by the architect and are for use on this project only. Reproductions and/or distribution without the prior written consent of the architect is forbidden.
  4. Copyright Bunton Clifford Associates, 2009

REVISIONS	DATE
ADDENDUM NO. 1	08/18/09

DRAWING STATUS	DATE
● DSA PLAN CHECK	08/28/08
● DSA BACK CHECK	01/22/09
● BIDDING	08/18/09
○ CONSTRUCTION	

FILE NO. 41-C1

IDENTIFICATION STAMP  
DIV. OF THE STATE ARCHITECT

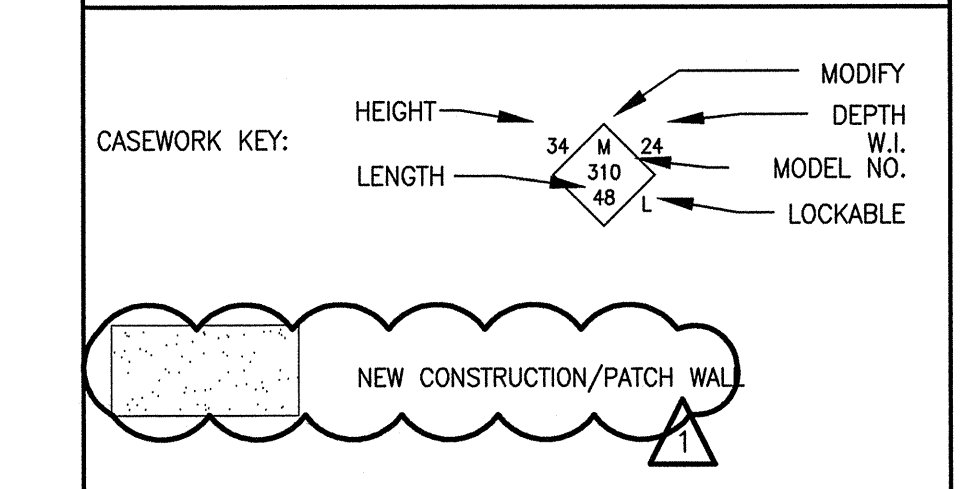
01- 110074

FLS. SS

DATE

**GENERAL NOTES**

**LEGEND**



**BUILDINGS 5 & 6  
RENOVATIONS**

San Mateo County Community  
College District

BID ADDENDA

**CAÑADA COLLEGE**  
4200 Farm Hill Boulevard  
Redwood City, CA 94061

THIRD FLOOR  
INTERIOR ELEVATIONS

Date: 08/29/08  
Scale: AS NOTED  
Project Number: 07013

Drawing Number: **A8.6**