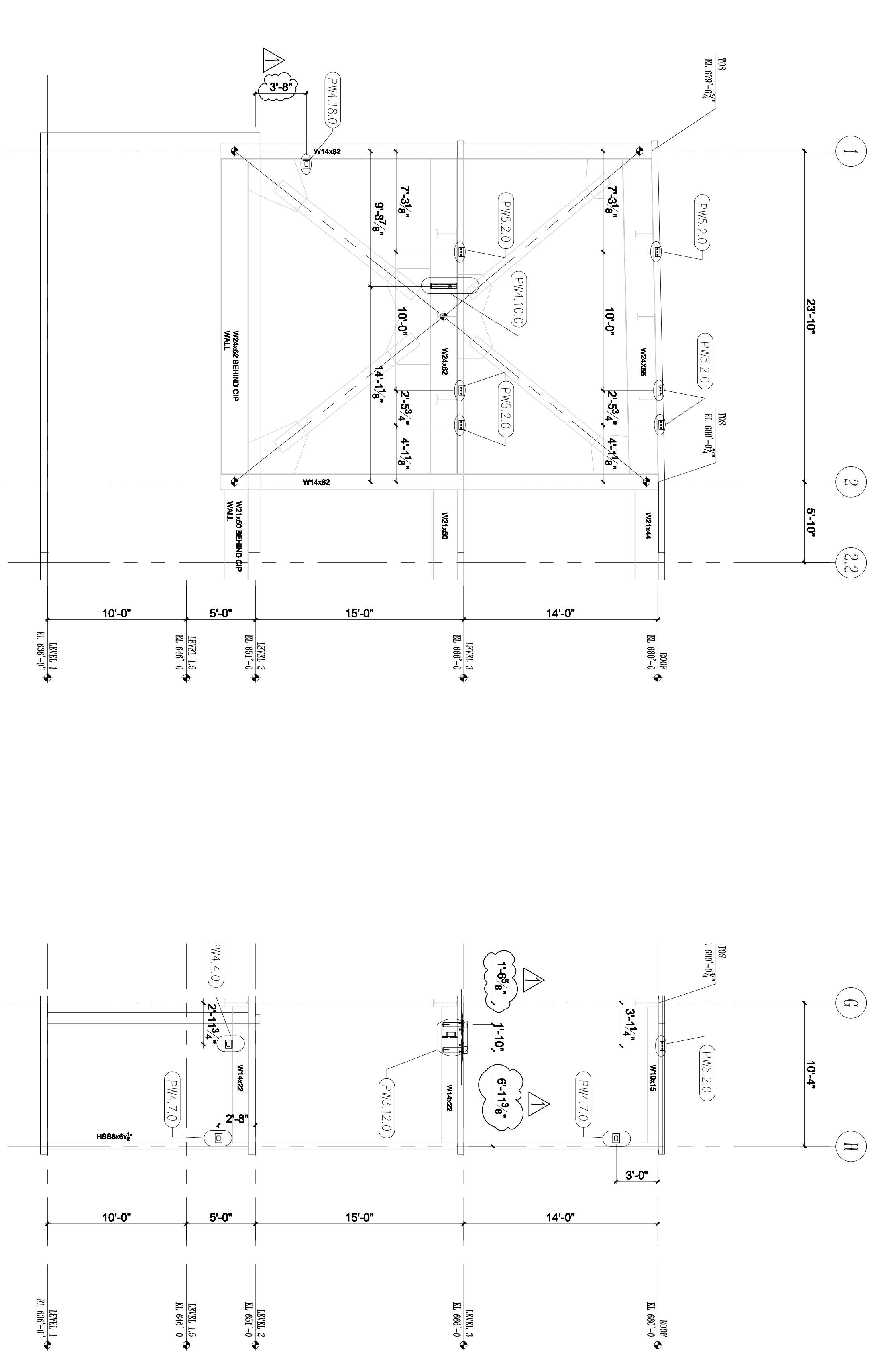
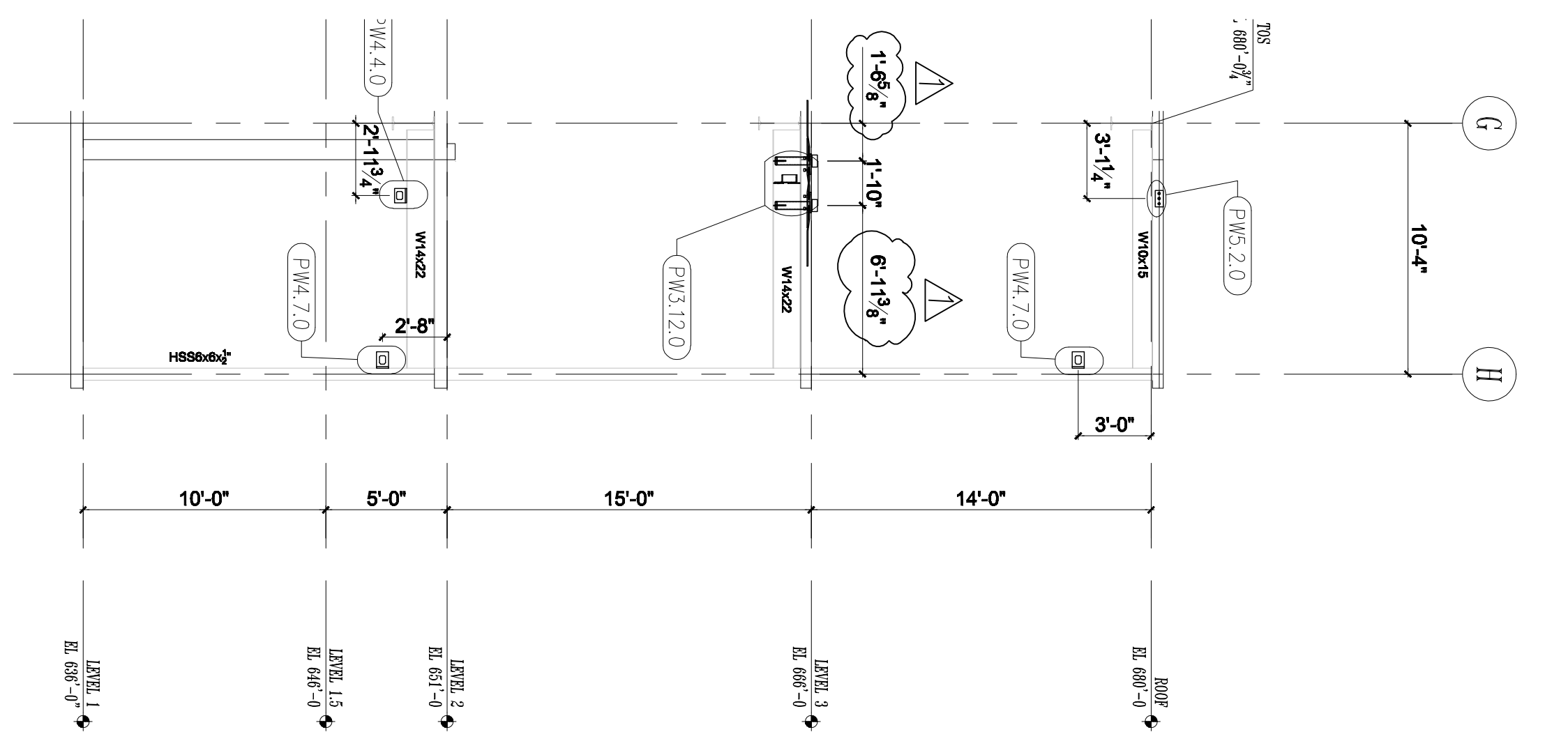


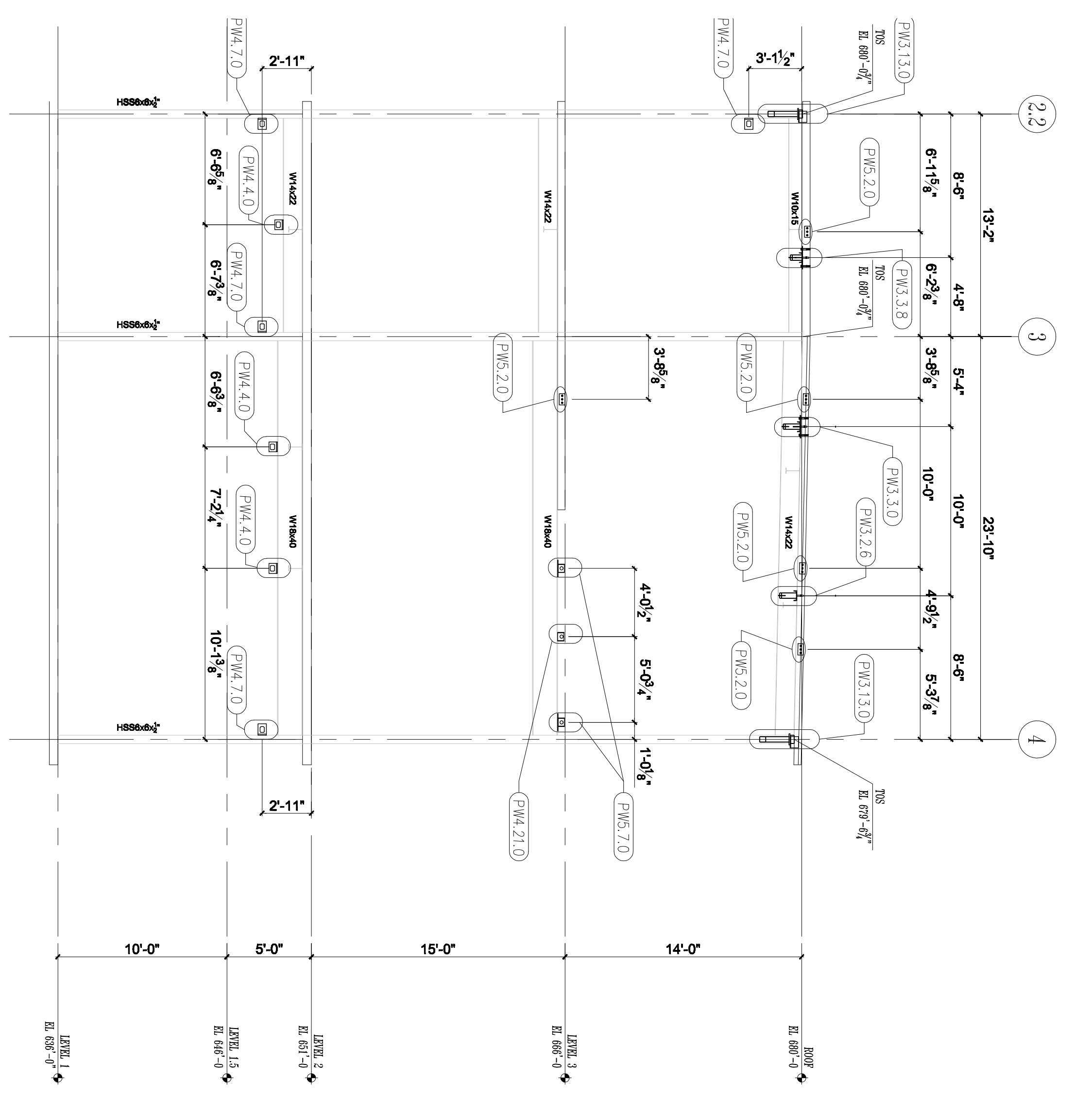
SOUTH ELEVATION ALONG 1
3/16" = 1'-0"



EAST ELEVATION ALONG G
3/16" = 1'-0"



PARTIAL SOUTH ELEVATION ALONG 2.2
3/16" = 1'-0"



EAST ELEVATION ALONG H
3/16" = 1'-0"

**CONNECTION DETAILS
START ON PC-831**

WRNS STUDIO
501 SECOND STREET
4TH FLOOR, STE 402
SAN FRANCISCO
CALIFORNIA 94107
415.388.8100 FAX
WWW.WRNSSTUDIO.COM

Steinberg Architects

Hensel Phelps Construction Co.

WILLIS TOWERS WATSON
2281 SAN JUAN AVENUE, SAN JUAN BAUTISTA, CALIFORNIA
PH: 951.261.1000 FAX: 951.261.1001

NO.	REVISIONS	DATE
1	10% Schematic Design SUBMITTAL	02/08/08
2	30% DESIGN DEVELOPMENT SUBMITTAL	02/18/08
3	100% DESIGN DEVELOPMENT SUBMITTAL	02/28/08
4	PERMITS	03/10/08
5	CONSTRUCTION PERMITS	03/10/08
6	CONSTRUCTION PERMITS	03/10/08
7	CONSTRUCTION PERMITS	03/10/08
8	CONSTRUCTION PERMITS	03/10/08
9	CONSTRUCTION PERMITS	03/10/08
10	CONSTRUCTION PERMITS	03/10/08
11	CONSTRUCTION PERMITS	03/10/08



DIVISION OF THE
STATE ARCHITECT
APPL # 01-110117
FILE # ARCH
AG _____ RS _____
SSS _____ DMC _____
IDENTIFICATION
STAMP

SKYLINE COLLEGE
SAN JUAN COUNTY
COMMUNITY COLLEGE
CIP2 DESIGN-BUILD
PROJECT
BUILDING 4
INCREMENT 2

AS BUILT DRAWINGS
JANUARY 12, 2011

PC-623