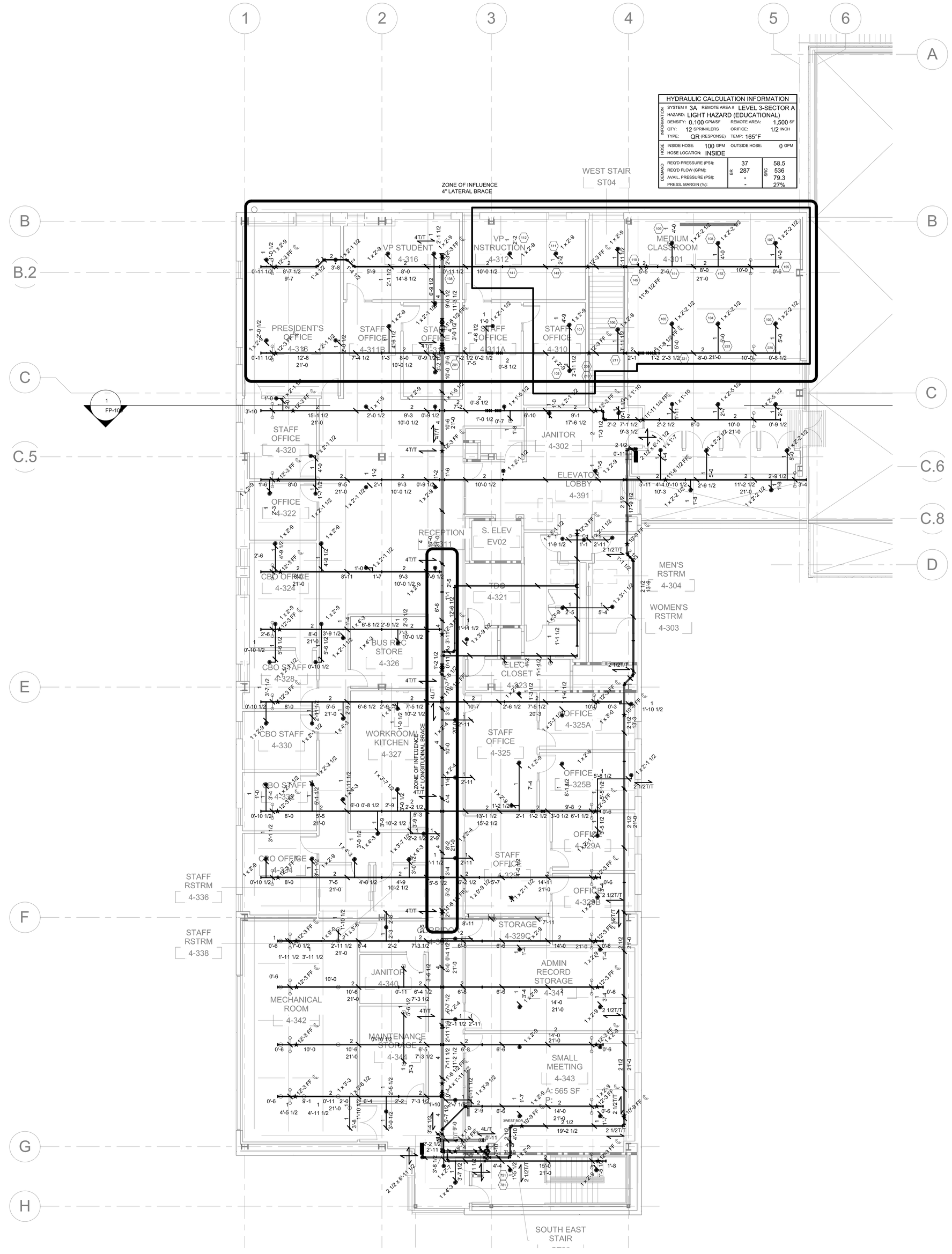

1 LEVEL 3 - ENLARGED FIRE PROTECTION PLAN - SECTOR A
1/8" = 1'-0"

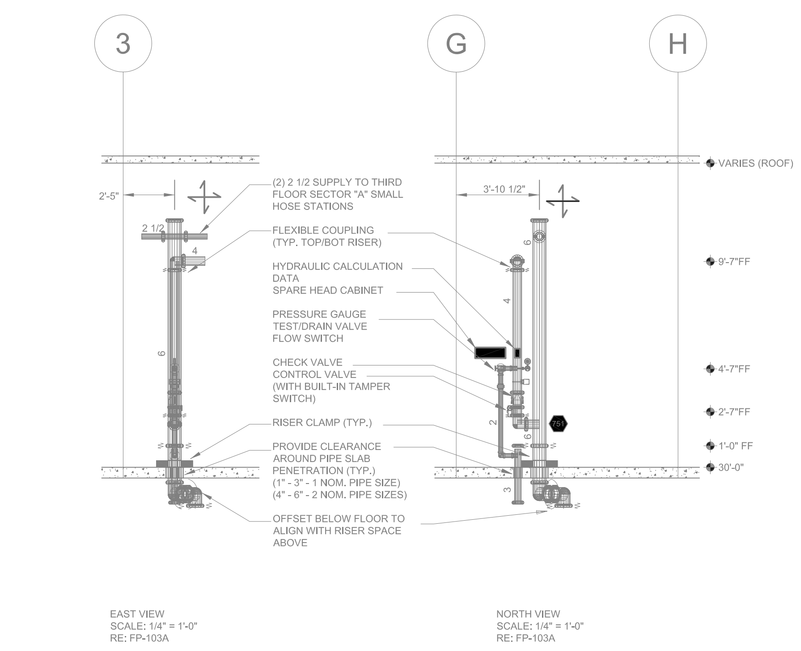

2 LEVEL 3 - ENLARGED FIRE RISER DIAGRAM - SECTOR A
1/4" = 1'-0"

0' 4' 8' 12'

1/4" = 1'-0"

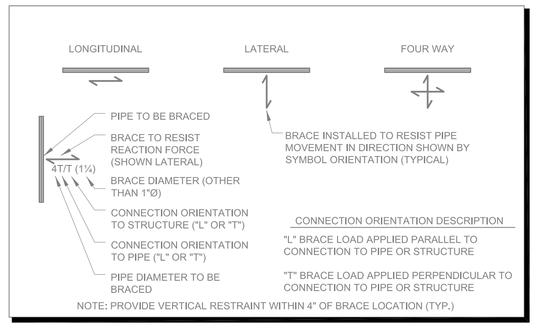

0' 4' 8' 12' 16' 20' 24'

1/8" = 1'-0"

Sprinkler Head Information

Symbol	Brand	Model	SIN #	Description	Size	Temperature	K	Finish	Escutcheon	Quantity
	Tyco	TY-EC	TY5237	EC Semi-Recessed Pendant	17/32	155°	11.2	Chrome	Chrome	2
200°	Tyco	TY-EC	TY5237	EC Semi-Recessed Pendant	17/32	200°	11.2	Chrome	Chrome	-
	Tyco	TY-FRB	TY3231	Semi-Recessed Pendant	1/2	155°	5.6	Chrome	Chrome	100
200°	Tyco	TY-FRB	TY3231	Semi-Recessed Pendant	1/2	200°	5.6	Chrome	Chrome	-
200°	Tyco	TY-FRB	TY3231	Standard Sidewall	1/2	200°	5.6	Brass	n/a	22
	Tyco	TY-FRB	TY3131	Standard Upright	1/2	155°	5.6	Brass	n/a	603
									Total All Sheets	

Sprinkler Head Symbols

- Standard Upright
- Semi-recessed Pendant
- EC Semi-recessed Pendant
- Semi-Recessed Dry Pendant
- Standard Horizontal Sidewall

Standard Symbols

- Riser Location
- Hanger
- Hanger with rod stiffener
- Two Way Brace
- Four Way Brace
- Hydraulic Node
- End of Line Restraint

North

WRNS STUDIO LLP
501 SECOND STREET
4TH FLOOR, STE. 402
SAN FRANCISCO
CALIFORNIA 94107
415.489.2224 TEL
415.358.9100 FAX
WWW.WRNSSTUDIO.COM

Steinberg Architects

Hensel Phelps Construction Co.

TRANSBAY FIRE PROTECTION, INC.
License No. 629778
2182 Rheem Dr. Pleasanton, CA 94588
(925) 846-9484 Fax (925) 846-0710

NO.	ISSUES/REVISIONS	DATE
1	100% SCHEMATIC DESIGN SUBMITTAL	04/28/08
2	50% DESIGN DEVELOPMENT SUBMITTAL	06/13/08
3	100% DESIGN DEVELOPMENT SUBMITTAL	07/28/08
4	DSA INCREMENT #1: SITE DEMOLITION, EXCAVATION, ROUGH GRADING & UTILITIES	09/25/08
5	DSA INCREMENT #2: 80% REVIEW	10/10/08
6	DSA INCREMENT #2: STRUCTURE & GFRC PANELS	11/11/08
7	DSA INCREMENT #3: 50% REVIEW	11/11/08
8	DSA INCREMENT #1: BACK CHECK	11/19/08
9	DSA INCREMENT #3: 90% REVIEW	12/19/08
10	DSA INCREMENT #3: TENANT IMPROVEMENT AND ROOFING SYSTEM	02/09/09
14	DSA INCREMENT #3: BACKCHECK	05/12/09
	AS-BUILT DRAWINGS	02/07/11

DIVISION OF THE STATE ARCHITECT
APPL # 01-110117
FILE # 41-C1
AC _____ FLS _____
SSS _____ DATE _____
IDENTIFICATION STAMP

Increment 3

SKYLINE COLLEGE
SAN MATEO COUNTY COMMUNITY COLLEGE DISTRICT

CIP2 DESIGN-BUILD PROJECT
BUILDING 4
INCREMENT 3

PROJECT NO.: 07055.00 DRAWN BY: CN
DATE: 02/07/11 CHECKED BY: CM
SCALE: 1/8" = 1'-0"

SHEET TITLE:
LEVEL 3 - ENLARGED FIRE PROTECTION PLAN - SECTOR A

SHEET NO:
FP-103A

All drawings and written material appearing herein constitute original and unpublished work of the Architect/Engineer and may not be duplicated, used or disclosed without consent of Architect/Engineer.

If this drawing is not 30"x42", then the drawing has been revised from its original size. Noted scales must be adjusted. This line should be equal to one inch