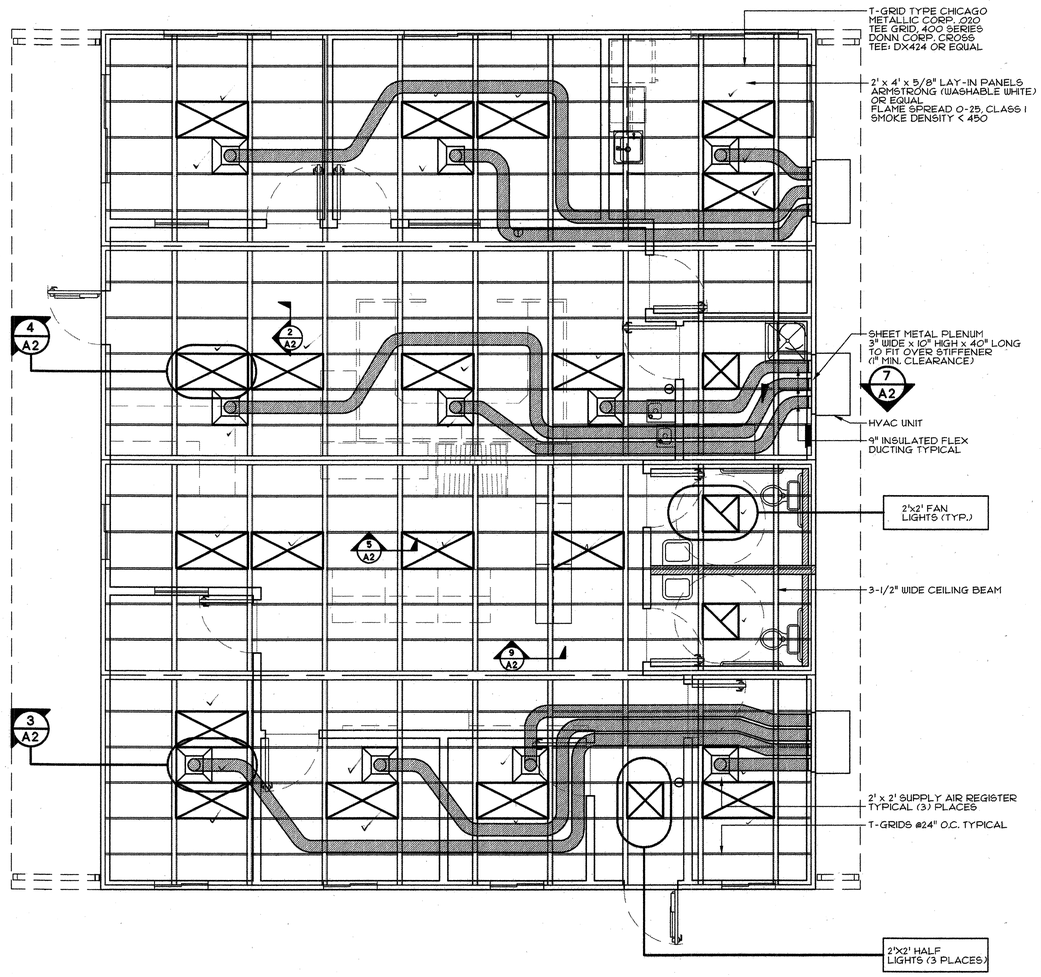

NOTE: CEILING TILE & LIGHTING SYSTEM IN THIS MODULE ARE NOT SUSPENDED. THE BUILDING HAS A FIXED CEILING AND LIGHTING FIXTURE SUPPORT SYSTEM WHICH IS MECHANICALLY FASTENED TO STEEL CEILING BEAMS.

1 48' x 40' "EXTERIOR HVAC" MECHANICAL & REFLECTED CEILING PLAN
SCALE: 1/4"=1'-0"

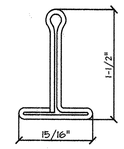

NOTE: T-GRID TO BE DONN CORP. CROSS TEE : DX424 OR CHICAGO METALLIC CORP. .020 TEE GRID, 400 SERIES OR EQUAL.

2 TYPICAL T-GRID
SCALE: FULL

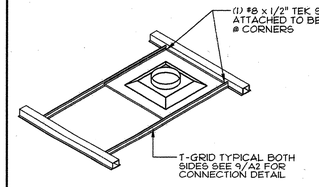

3 SUPPLY AIR REGISTER
SCALE: 1/2"=1'-0"

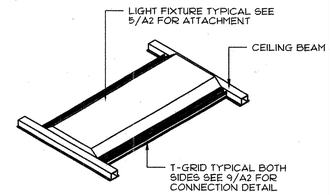

4 DROP-IN LIGHT FIXTURE
SCALE: 1/2"=1'-0"

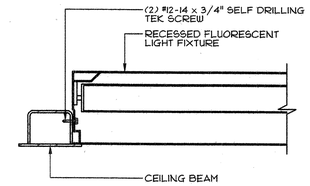

5 LIGHT FIXTURE SUPPORT
SCALE: 3"=1'-0"

1. EXTERIOR HEAT PUMP
SINGLE PACKAGE WALL MOUNTED AIR TO AIR ELECTRIC HEAT PUMP UNIT SHALL BE RATED IN ACCORDANCE WITH ARI STANDARDS 240-77, (U.L. LISTED)
REFERENCE BRAND: BARD WH421-AXXXXXB (OR EQUAL)

WIRING AND MNTG. INSTALLATION OF UNIT PER MANUFACTURER'S INSTRUCTIONS.
A) TWO SPEED INDOOR BLOWER MOTOR TO REDUCE INDOOR NOISE LEVEL.
B) RECIRCUIT 5 KW HEAT STRIP
C) LOW TEMPERATURE OUTDOOR THERMOSTAT TO ASSIST CIRCUITING DURING THE HEATING MODE.
D) COOLING: 39,406 BTU HR (95°F) HEATING 43,000 BTU HR (47°F)
E) WEIGHT: 510# MAX

1A. INTERIOR HEAT PUMP
SINGLE PACKAGE FLOOR & WALL MOUNTED AIR TO AIR ELECTRIC HEAT PUMP UNIT SHALL BE RATED IN ACCORDANCE WITH ARI STANDARDS 240-77, (U.L. LISTED)
REFERENCE BRAND: BARD GH421-A05XXXXXX (OR EQUAL)

WIRING AND MNTG. INSTALLATION OF UNIT PER MANUFACTURER'S INSTRUCTIONS.
A) TWO SPEED INDOOR BLOWER MOTOR TO REDUCE INDOOR NOISE LEVEL.
B) RECIRCUIT 5 KW HEAT STRIP
C) LOW TEMPERATURE OUTDOOR THERMOSTAT TO ASSIST CIRCUITING DURING THE HEATING MODE.
D) COOLING: 40,000 BTU HR (95°F) HEATING 38,000 BTU HR (47°F)
E) WEIGHT: 530# MAX

AIR FILTERS:
AN APPROVED TYPE TESTED IN ACCORDANCE WITH TEST METHODS 6FM-12-71-A5 SHOWN IN PART 12. TITLE 24. CALIFORNIA CODE OF REGULATIONS. PREFORMED FILTERS HAVING COMBUSTABLE FRAMING SHALL BE TESTED AS A COMPLETE ASSEMBLY. AIR FILTERS IN ALL OCCUPANCIES SHALL BE CLASS 2 OR BETTER. AS DEFINED IN THE TEST METHOD ABOVE. AIR FILTERS SHALL BE ACCESSIBLE FOR CLEANING OR REPLACEMENT.

2. CONTROLS:
THERMOSTAT: WHITE-ROGERS IF92 DIGITAL (TAMPER PROOF). MAX +60" FROM FLOOR (+48" MAX IF NON-SEALED TYPE).

3. DUCTS: MAY BE CLASS "1" OR "0"
FACTORY MADE AIR DUCTS SHALL BE APPROVED FOR THE USE INTENDED OR SHALL CONFORM TO THE REQUIREMENTS OF U.M.C. STANDARDS NO. 6-1. EACH PORTION OF A FACTORY MADE AIR DUCT SYSTEM SHALL BE INDENTIFIED BY THE MANUFACTURER WITH A LABLE OR OTHER SUITABLE IDENTIFICATION INDICATING COMPLIANCE W/UMC STANDARD NO. 6-1 AND ITS CLASS DESIGNATION. THESE DUCTS SHALL BE INSTALLED IN ACCORDANCE WITH THE TERMS OF THIER LISTING. INSULATION APPLIED TO THE EXTERIOR SURFACE OF DUCTS LOCATED IN BUILDING SHALL HAVE A FLAME SPREAD RATING OF NOT MORE THAN 25 AND A SMOKE-DEVELOPED RATING OF NOT MORE 50 WHEN TESTED AS A COMPOSITE INSTALLATION INCLUDING INSULATION, FACING MATERIALS, TAPES AND ADHESIVE AS NORMALLY APPLIED. MATERIAL EXPOSED WITHIN DUCTS OR PLENUMS SHALL HAVE A FLAME SPREAD RATING OF NOT MORE THAN 25 AND A SMOKE DEVELOPED RATING OF NOT MORE THAN 50

8 H.V.A.C. SPECIFICATIONS

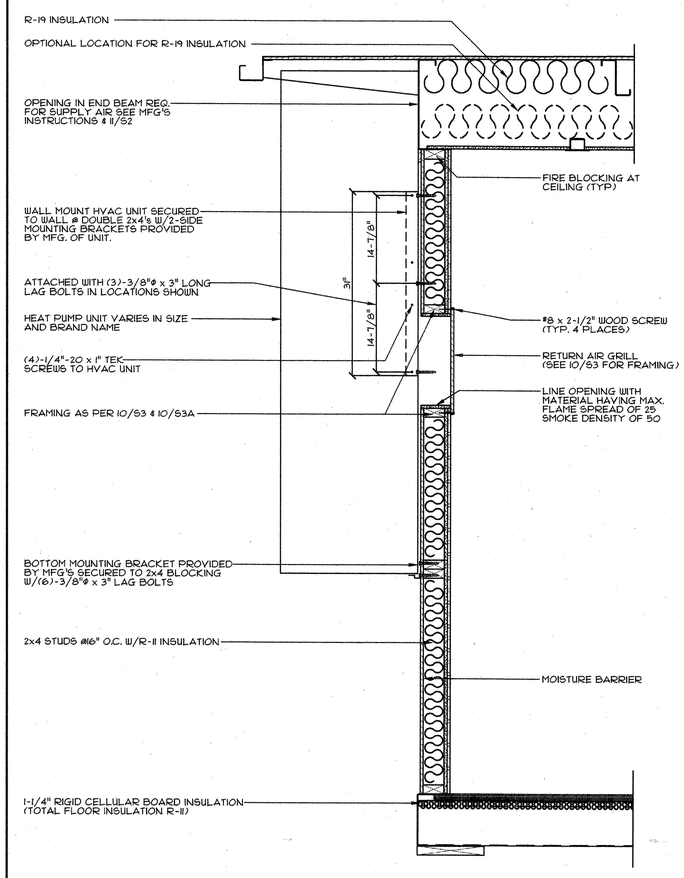

7 HVAC @ WALL SECTION
SCALE: 1"=1'-0"

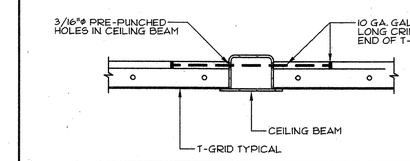

9 T-GRID CONNECTION DETAIL
SCALE: 3"=1'-0"

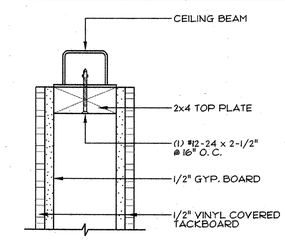

10 WALL ATTACHMENT DETAIL
SCALE: 3"=1'-0"

DIVISION OF THE STATE ARCHITECT

IDENTIFICATION STAMP
DIVISION OF THE STATE ARCHITECT
APPL 01 104070
AC ___ FLS ___ SS CW/PT
DATE ___

LICENSED ARCHITECT GENE M. SUGIMURA C 007104 REN. 3/31/03 STATE OF CALIFORNIA

DESIGN CRITERIA

ROOF: DEAD LOAD – 8.0 PSF
ROOF: LIVE LOAD – 20.0 PSF (SNOW)

FLOOR: DEAD LOAD – 8.0 PSF
FLOOR: LIVE LOAD – ~~60.0 PSF~~ 75.0 PSF
~~(OPTIONAL) FLOOR: LIVE LOAD – 70.0 PSF~~
~~(OPTIONAL) FLOOR: LIVE LOAD – 125.0 PSF~~

WALLS: DEAD LOAD – 8.0 PSF
WIND: 80 MPH; EXPOSURE: C
qs=16.4 PSF; Ce=1.06; Cq AS REQ.
SEISMIC: ZONE-4,R=4.5,Ωo=2.8,N_a=1.5,C_a=0.44N_a,N_v=2.0,C_v=.64N_v

CONFIDENTIAL MATERIAL–THESE DOCUMENTS ARE THE PROPERTY OF AND ARE NOT TO BE REPRODUCED OR DISTRIBUTED WITHOUT FULL KNOWLEDGE AND WRITTEN CONSENT FROM ENVIROPLEX INC.
© COPYRIGHT 2001 ENVIROPLEX INC. (DRAWINGS PREPARED BY ENVIROPLEX, INC.)

APPROVALS

JH Lawder, Inc.
Structural Engineers
717 16TH STREET, MODESTO, CA 95354
(209) 521-1143 FAX (209) 521-1166

REGISTERED PROFESSIONAL ENGINEER JOHN H. LAWDER NO. S2310 EXP. 3-31-05 STRUCTURAL STATE OF CALIFORNIA

ENVIROPLEX, INC.

4777 E. CARPENTER ROAD STOCKTON, CA. 95215

48'x40' RELOCATABLE CLASSROOMS FOR SKYLINE COLLEGE © FACILITIES MAINTENANCE CENTER

MECHANICAL & REFLECTED CEILING PLANS–HVAC @ WALL SECTION DETAILS–HVAC SPECIFICATIONS

REVISION DATE:	BY:

JOB NO: 01-053
DRAWN BY: JQ
DATE: 08-06-01

THIS MODULAR BLDG. HAS BEEN ENGINEERED BY A REGISTERED STRUCTURAL ENGINEER AND PREVIOUSLY REVIEWED & APPROVED BY THE DIVISION OF THE STATE ARCHITECT, FIRE & LIFE SAFETY AND ACCESS COMPLIANCE SECTION

A2

C:\Dwg\2001dwgs\SKYLINE COLLEGE\01-053-SKYLINE COLLEGE\A2.dwg Thu Sep 13 11:54:08 2001