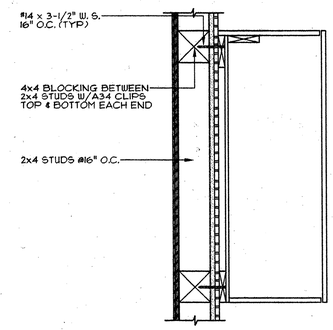


1 UPPER CABINET BLOCKING DETAIL
SCALE: 1-1/2"=1'-0"

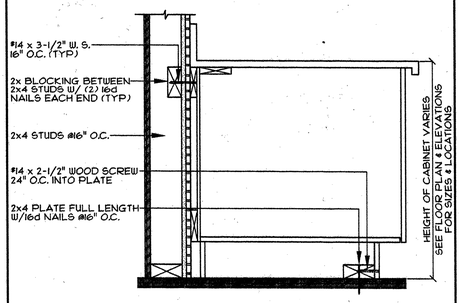


2 BASE CABINET BLOCKING DETAIL
SCALE: 1-1/2"=1'-0"

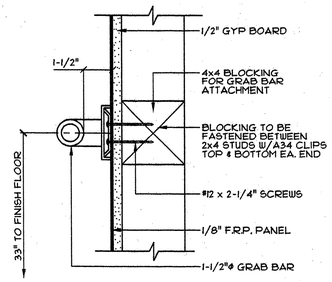


3 GRAB BAR BLOCKING DETAIL
SCALE: 1-1/2"=1'-0"

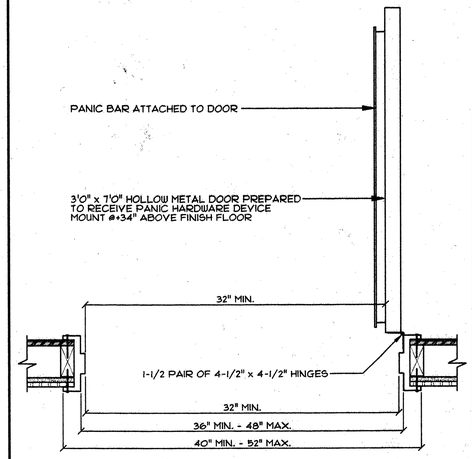


4 PANIC HARDWARE DETAIL
SCALE: 1-1/2"=1'-0"

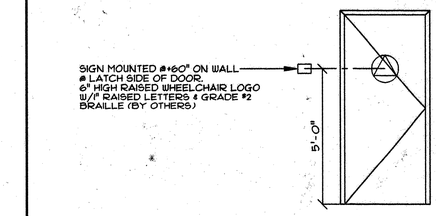


NOTE:
DOOR LEADING INTO A UNISEX FACILITY SHALL BE IDENTIFIED BY A CIRCLE 1/4" THICK AND 12" IN DIAMETER WITH A 1/4" THICK TRIANGLE SUPERIMPOSED ON THE CIRCLE AND WITHIN THE 12" DIAMETER. THE GEOMETRIC SYMBOLS SHALL BE CENTERED ON THE DOOR AT A HEIGHT OF 60" AND THEIR COLOR AND CONTRAST SHALL BE DISTINCTLY DIFFERENT FROM THE COLOR AND CONTRAST OF THE DOOR. (C.B.C. SECTION 1115B.3)

or

THE DOOR LEADING INTO BOY'S FACILITY SHALL BE IDENTIFIED BY AN EQUILATERAL TRIANGLE 1/4" THICK WITH EDGES 12" LONG AND A VERTEX POINTING UPWARD. THE DOOR LEADING INTO GIRL'S FACILITY SHALL BE IDENTIFIED BY A CIRCLE 1/4" THICK AND 12" IN DIAMETER. THE GEOMETRIC SYMBOLS SHALL BE CENTERED ON THE DOOR AT A HEIGHT OF 60" AND THEIR COLOR AND CONTRAST SHALL BE DISTINCTLY DIFFERENT FROM THE COLOR AND CONTRAST OF THE DOOR. (C.B.C. SECTION 1115B.3)

5 RESTROOM DOOR SIGNAGE DETAIL
SCALE: 1/4"=1'-0"

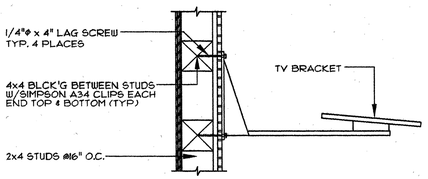


6 TV BRACKET BLOCKING DETAIL
SCALE: 1-1/2"=1'-0"

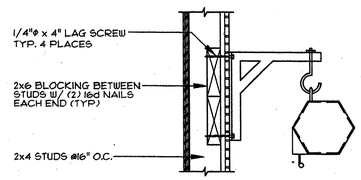


7 PROJECTOR SCREEN BLOCKING DETAIL
SCALE: 1-1/2"=1'-0"

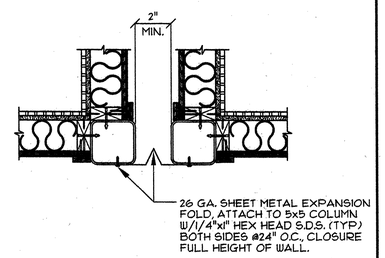


8 CLOSURE PANEL DETAIL
SCALE: 1-1/2"=1'-0"

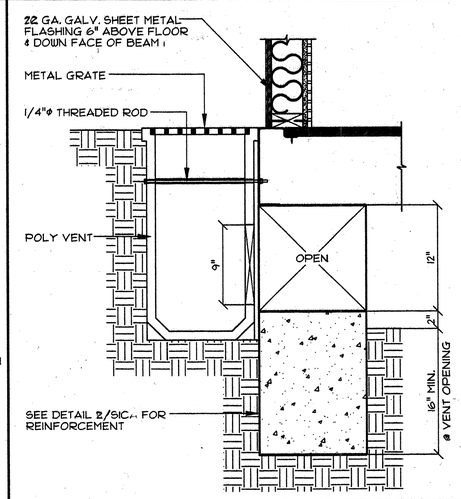


9 POLYVENT DETAIL
SCALE: 1-1/2"=1'-0"

10

11

12

13

15

16 APPROVALS

DIVISION OF THE STATE ARCHITECT — OFFICE OF REGULATION SERVICES

LICENSED ARCHITECT KENNETH H. PURELL C014360 2/28/03 RENEWAL DATE STATE OF CALIFORNIA

IDENTIFICATION STAMP DIVISION OF THE STATE ARCHITECT APPL'D 104083 AC FLS SS DATE

PC

IDENTIFICATION STAMP DIVISION OF THE STATE ARCHITECT 02-101236 AC FLS SS DATE 11/19/99

DESIGN CRITERIA

ROOF: DEAD LOAD – 10.0 PSF
ROOF: LIVE LOAD – 20.0 PSF (SNOW)

FLOOR: DEAD LOAD – 8.0 PSF
(CLASSROOM) 1st & 2nd FLOOR: LIVE LOAD– 50.0 PSF
(OFFICE) 1st & 2nd FLOOR: LIVE LOAD– 70.0 PSF
(OPTIONAL 1ST FLR) FLOOR: LIVE LOAD– 125.0 PSF

WALLS: DEAD LOAD – 9.0 PSF
WIND: 80 MPH; EXPOSURE: C
qs=16.4 PSF; Ce & Cq AS REQ.
SEISMIC:ZONE 4,R=4.5,$N_2$=1.5,$N_v$=2.0,$C_2$=0.44$N_2$,$C_v$=.64$N_v$,Ω=2.8

CONFIDENTIAL MATERIAL –THESE DOCUMENTS ARE THE PROPERY OF AND ARE NOT TO BE REPRODUCED OR DISTRIBUTED WITHOUT FULL KNOWLEDGE AND WRITTEN CONSENT FROM ENVIROPLEX, INC.
© COPYRIGHT 1999 ENVIROPLEX, INC. (ALL DRAWINGS PREPARED BY ENVIROPLEX, INC.)

JH Lawder, Inc.
Structural Engineers
717 16TH STREET MODESTO, CA 95354
(209) 521-1143 FAX (209) 521-1168

REGISTERED PROFESSIONAL ENGINEER JOHN H. LAWDER NO. 52310 EXP 3-31-01 STRUCTURAL STATE OF CALIFORNIA

ENVIROPLEX, INC.
4777 E. CARPENTER ROAD STOCKTON, CA. 95215

DETAILS

| REVISION DATE: | BY: |
|---|---|
| | |

DATE:

THIS MODULAR BLDG. HAS BEEN ENGINEERED BY A REGISTERED STRUCTURAL ENGINEER AND PREVIOUSLY REVIEWED & APPROVED BY THE DIVISION OF THE STATE ARCHITECT, FIRE & LIFE SAFETY AND ACCESS COMPLIANCE SECTION

A5