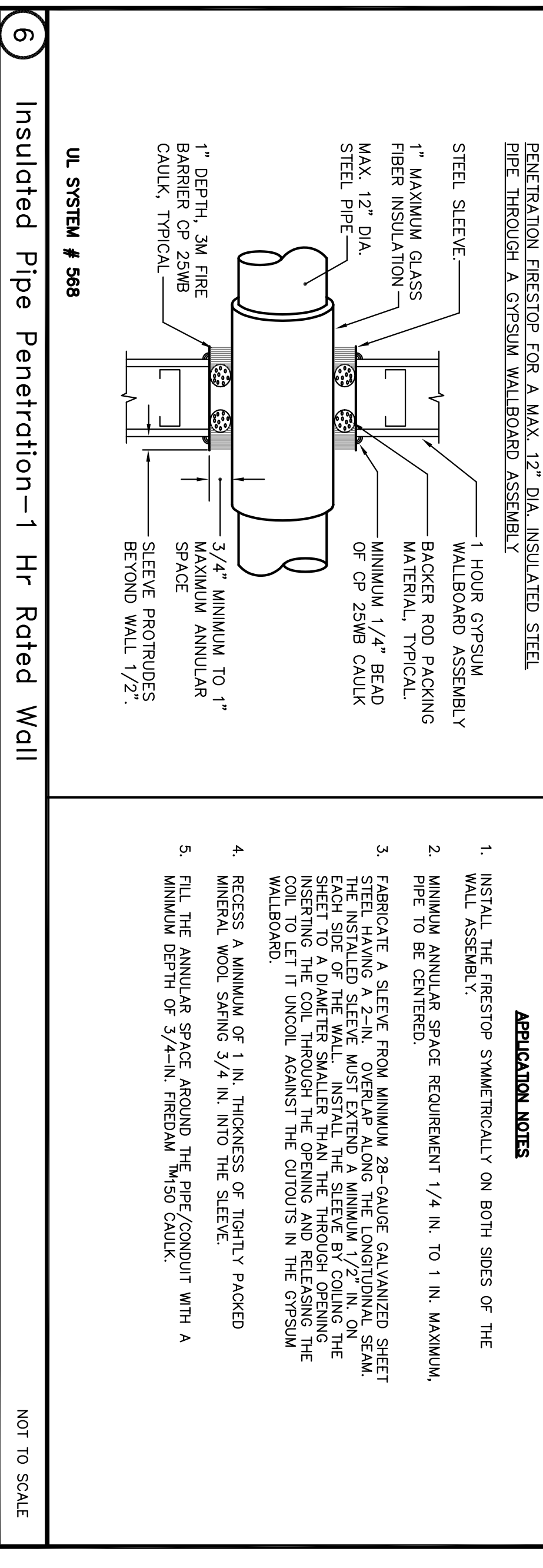
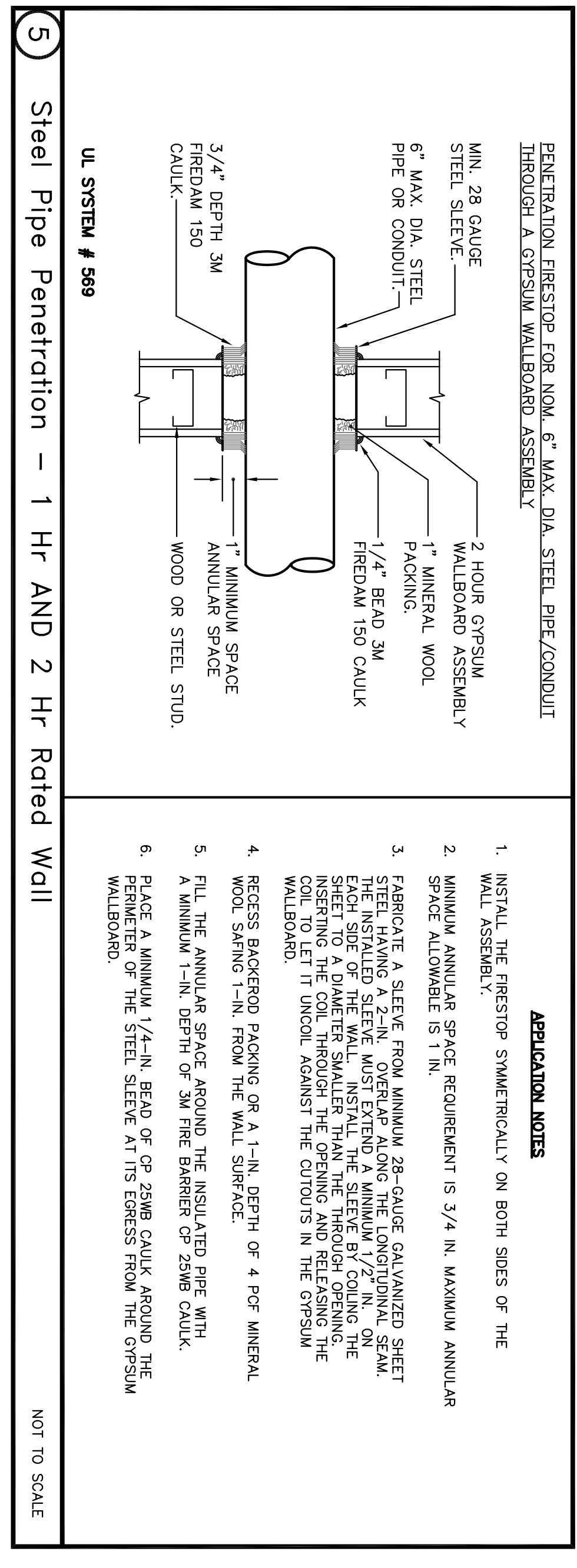
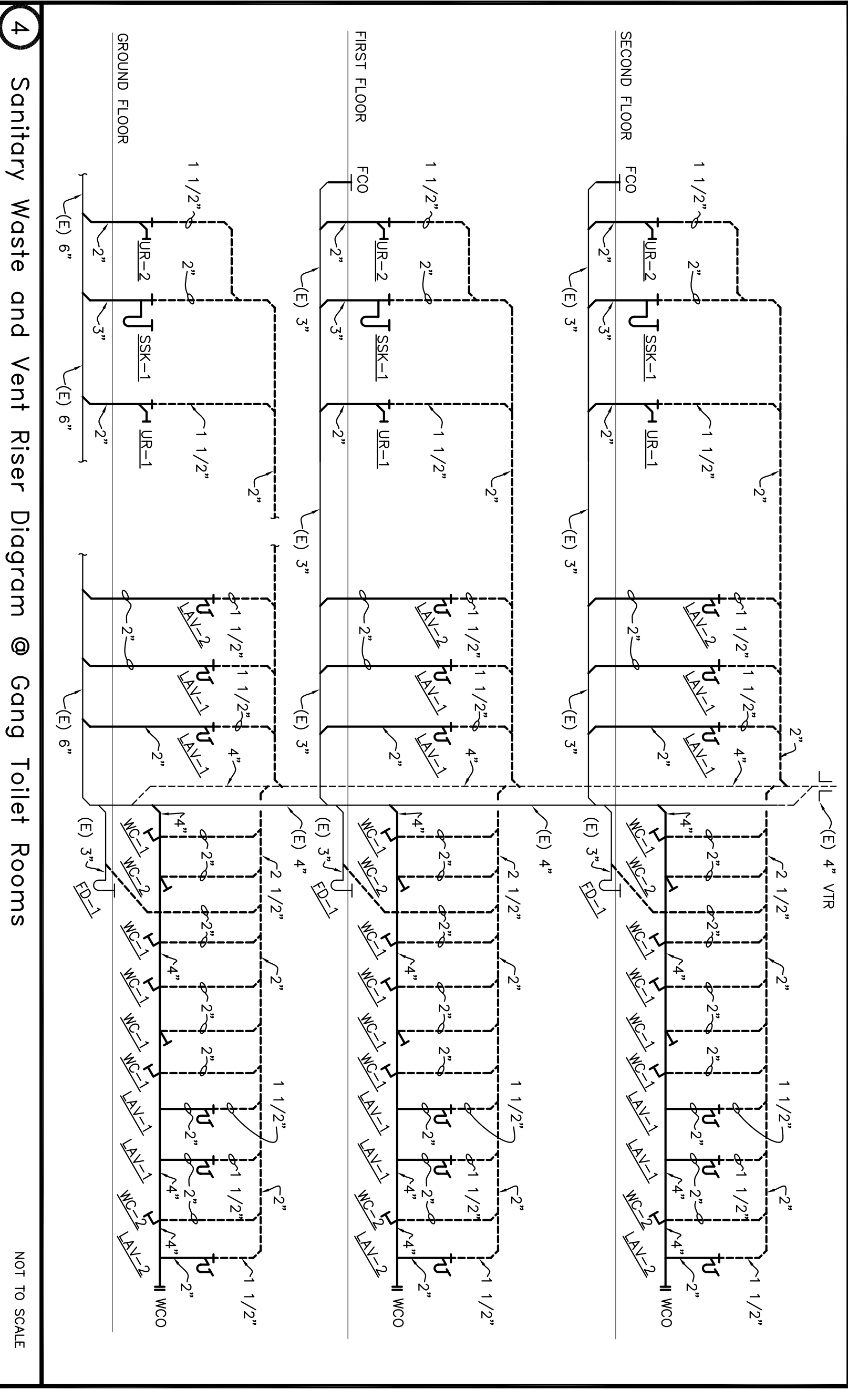
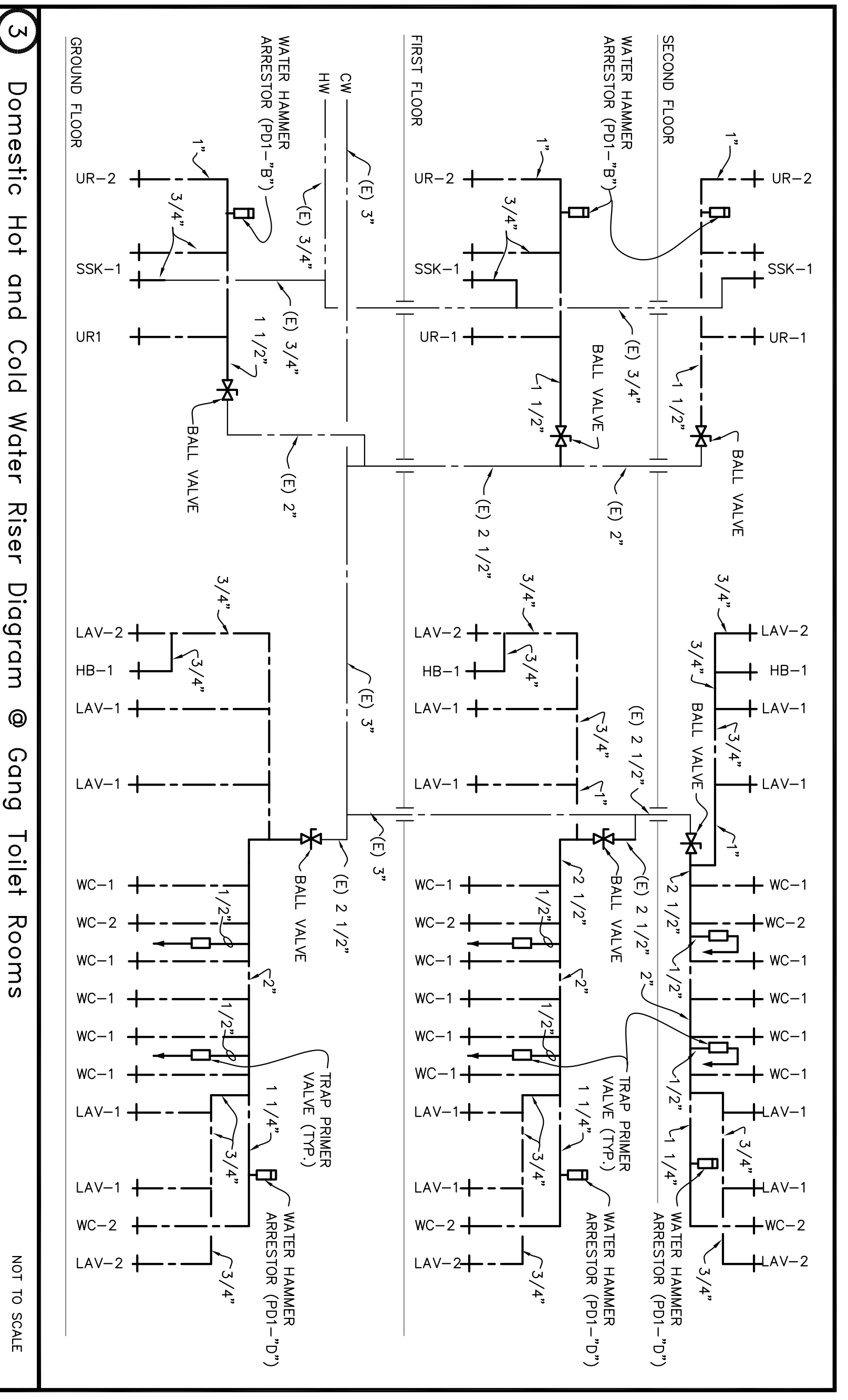
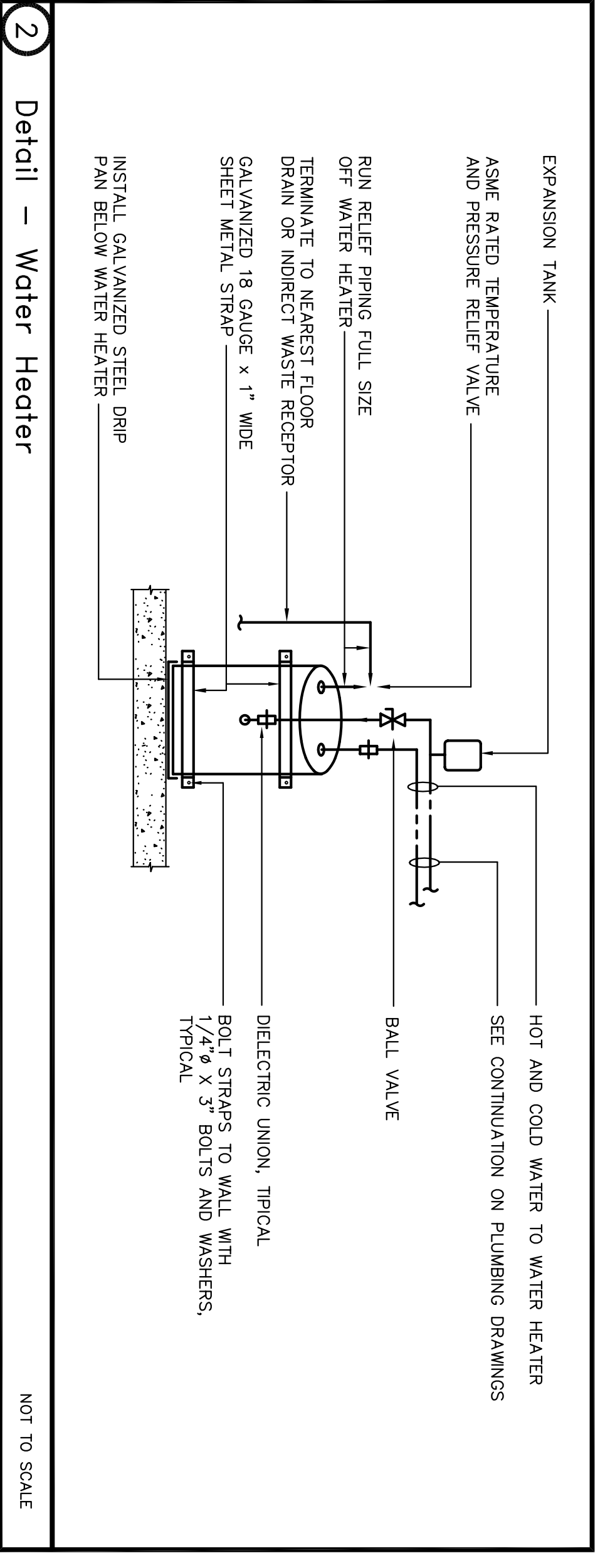
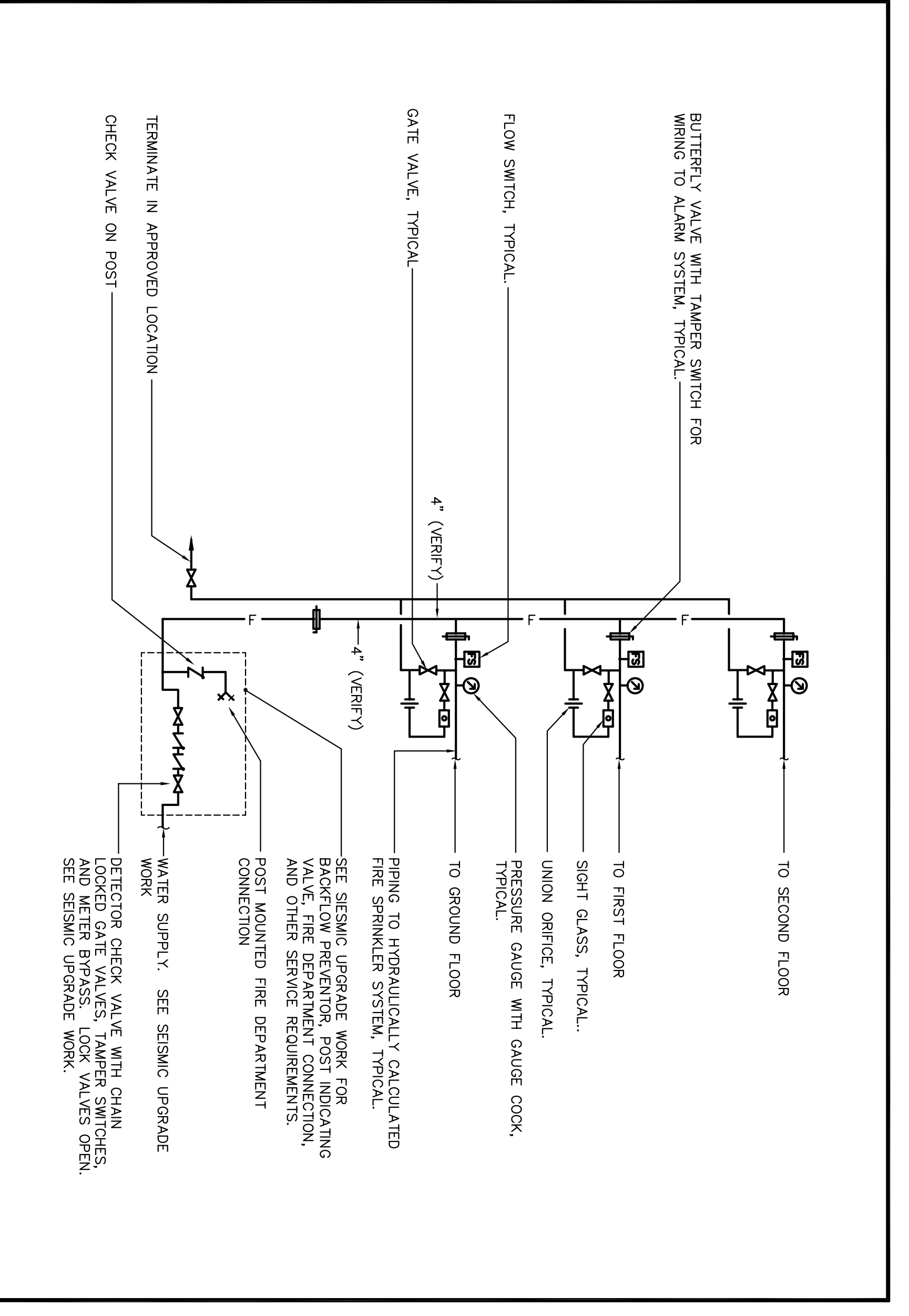


Water Heater Schedule				ELEMENT		POWER		REMARKS
UNIT NO.	MFG.	MODEL	STORAGE GALL.	QTY.	RTG. (KW)	VOLTAJE	PHASE	
WH-1	A.O. SMITH	DSE-50	50	1	6	480	3	PROVIDE AIRFLOW THROUGH ROOF TO ST-112 THERMAL EXPANSION TANK
* BOT. RISE *								

Plumbing Fixture Piping Schedule				MINIMUM BRANCH PIPE SIZE *		CONNECTION SIZE (VERIFY)		REMARKS
FIXTURE TAG	FIXTURE TYPE	WASTE	VENT	COLD WATER	HOT WATER	COLD WATER	HOT WATER	
WC-1	WATER CLOSET (FLUSH VALVE)	4"	2"	1 1/4"	—	1"	—	1.6 GALLONS/FLUSH (MAXIMUM)
WC-2	WATER CLOSET (ACCESSIBLE)	4"	2"	3/4"	—	1/2"	—	1.6 GALLONS/FLUSH (MAXIMUM)
UR-1	URINAL	2"	1 1/2"	1"	—	3/4"	—	1.0 GALLONS/FLUSH (MAXIMUM)
UR-2	URINAL (ACCESSIBLE)	2"	1 1/2"	1"	—	3/4"	—	1.0 GALLONS/FLUSH (MAXIMUM)
LAV-1	LAVATORY	2"	1 1/2"	3/4"	3/4"	1/2"	1/2"	1 1/2" TRAP & TRAP ARM INSTALL CLEANOUT IN TRAP
LAV-2	LAVATORY (ACCESSIBLE)	2"	1 1/2"	3/4"	3/4"	1/2"	1/2"	1 1/2" TRAP & TRAP ARM INSTALL CLEANOUT IN TRAP
SK-1	SINK	2"	1 1/2"	3/4"	3/4"	1/2"	1/2"	1 1/2" TRAP & TRAP ARM INSTALL CLEANOUT IN TRAP
SK-1	SINK (ACCESSIBLE)	2"	1 1/2"	3/4"	3/4"	1/2"	1/2"	1 1/2" TRAP & TRAP ARM INSTALL CLEANOUT IN TRAP
DF-1	DRINKING FOUNTAIN	2"	1 1/2"	3/4"	3/4"	1/2"	1/2"	DUAL HEIGHT - ADA COMPLIANT
FD-1	FLOOR DRAIN	3"	2"	1/2"	—	1/2"	—	—
HB-1	HOSE BIBB	—	—	3/4"	—	1/2"	—	—

\* TO WITHIN 5 FEET OF FIXTURE OR CLOSER  
 \*\* TRAP PRIMER



SYMBOL	DESCRIPTION
W	SOIL OR WASTE PIPING ABOVE FLOOR
W	SOIL OR WASTE PIPING BELOW GRADE/FLOOR
RM	RAINWATER LEADER PIPING
V	VENT PIPING
CW	COLD WATER PIPING
HW	HOT WATER PIPING
G	GAS PIPING
CO	CONDENSATE DRAIN PIPING
F	FIRE PIPING
FD, RD	FLOOR DRAIN, ROOF DRAIN
CO	CLEANOUT TO GRADE, FLOOR CLEANOUT
W	WALL CLEANOUT
VTR	VENT THROUGH ROOF
WC	WATER CLOSET
UR	URINAL
LAV	LAVATORY
SSK	SERVICE SINK
SK	SINK
DF	DRINKING FOUNTAIN
HB	HOSE BIBB
(E)	DESIGNATION OF SHEET NOTE #1
(E)	EXISTING
(N)	NEW
TRP	TYPICAL
G.V.	GATE VALVE
CH.V	CHECK VALVE
AP	ACCESS PANEL
WH	WATER HEATER
WHA	WATER HAMMER ARRESTOR
ET	EXPANSION TANK
TP	TRAP PRIMER
P.O.C.	POINT OF CONNECTION
ABV	ABOVE FINISHED FLOOR
BELOW	BELOW
CLG.	CEILING
DN	DOWN
FLR	FLOOR
MFR	MANUFACTURER
PNR/DR/UP	PIPING/EQUIPMENT TAG
1	NUMBER
(31)	SHEET NUMBER (DRAWING)

**General Note Regarding Fire Sprinklers**

IT SHALL BE THE COMPLETE RESPONSIBILITY OF THIS DIVISION TO NOTIFY THE ARCHITECT OF ANY CHANGES TO THE REQUIREMENTS OF THE LOCAL BUILDING AND FIRE DEPARTMENTS. FIELD PRIOR TO SUBMITTING CONTRACT PRICES. PROVIDE COMPLETE HYDRAULIC CALCULATIONS TO SHOW COMPLIANCE WITH ALL APPLICABLE CODES AND REGULATIONS. THE ARCHITECT SHALL REVIEW AND APPROVE THE FIRE DEPARTMENT AND ALL OTHER REQUIRED PERMITS. CONTRACTOR SHALL PROVIDE SHOP DRAWINGS SHOWING THE LOCATIONS OF ALL SPRINKLER HEADS, SPRINKLER RISER, WATER SERVICE, AND ALL OTHER REQUIRED PERMITS. THE ARCHITECT SHALL REVIEW AND APPROVE THE FIRE DEPARTMENT AND ALL OTHER REQUIRED PERMITS PRIOR TO STARTING ANY CONSTRUCTION. ALL DRAWINGS AND CALCULATIONS SHALL BE SIGNED BY A LICENSED FIRE SPRINKLER CONTRACTOR.

**Schools Equipment Anchorage**

In accordance with California Building Code 2001 Section 1632A, details shall be provided for the seismic anchorage of all fixed, portable, and movable equipment. Details shall be based upon appropriate design calculations. For equipment weighing 400 pounds or more, anchorage details and calculations shall be provided. For equipment weighing less than 400 pounds, the contractor shall provide details and calculations. Details shall be approved by the San Mateo County School District and the State Architect. Details shall not be permitted unless specifically approved by the Plan Check Supervisor.

**EXCEPTION:** Attachments of equipment, weighing less than 400 pounds, to structural steel members shall be permitted for the roof, wall or floor need not be detailed on the plans provided the following notes are included on the drawings:

- All non-structural steel equipment shall be braced or anchored to the existing structure.
- Fixed Equipment on Structure Table 16A-0 of 2001 CBC
- Table 16A-0 of 2001 CBC
- Table 16A-0 of 2001 CBC
- Table 16A-0 of 2001 CBC

**Plumbing Legend and Details**

**LEGEND SCHEDULES AND DETAILS**

**MOD P3.1**

**LETTER ENGINEERING, INC.**  
 1651 Second Street  
 San Rafael, CA 94901  
 (415) 556-4200  
 (415) 556-0288 fax

**SAN MATEO CO. COMMUNITY COLLEGE DISTRICT**  
 COLLEGE OF SAN MATEO  
 3401 GSM DRIVE  
 SAN MATEO, CA 94402

**INTERACTIVE**  
 ARCHITECTURE • PLANNING • ENGINEERING  
 117 PARK PLACE  
 POINT RICHMOND  
 CALIFORNIA 94801  
 (910) 236-7435  
 (FAX) 232-5325  
 hlp@www.interactive.com

**REGISTERED PROFESSIONAL ENGINEER**  
 MICHAEL J. LETTER  
 No. 12518  
 12-31-06  
 STATE OF CALIFORNIA  
 MECHANICAL ENGINEER  
 No. 22208

**LICENSED ARCHITECT**  
 THOMAS K. BOYD  
 No. 61388  
 08-31-06  
 STATE OF CALIFORNIA

ISSUED FOR PROGRESS REVIEW 08/29/06  
 ISSUED FOR PLAN CHECK 03/02/06  
 ISSUED FOR PERMIT  
 ISSUED FOR BID  
 ISSUED FOR CONSTRUCTION

CONSULTANT: MICHAEL J. LETTER