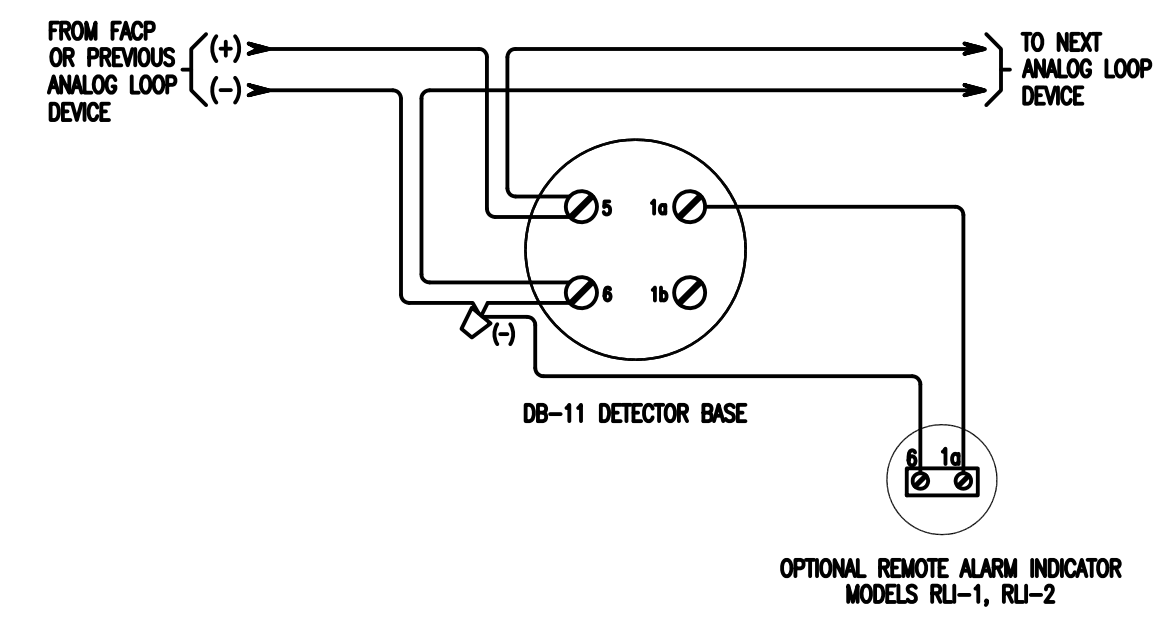
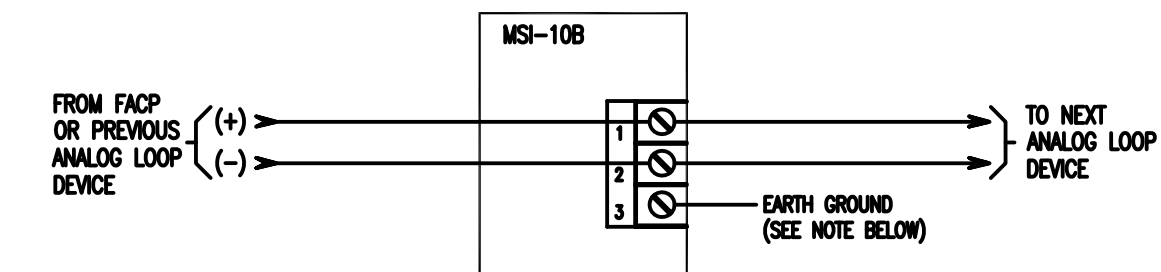


TYPICAL WIRING OF FIELD DEVICES

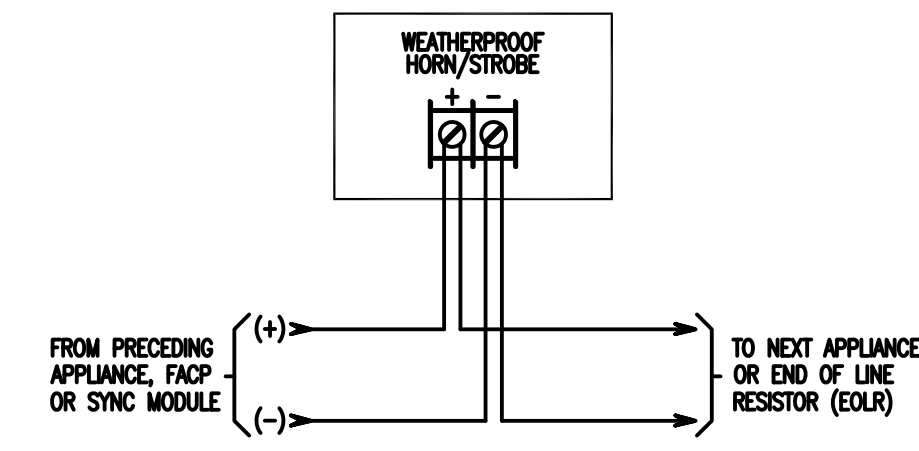


FP-11 INTELLIGENT PHOTOELECTRIC FIRE DETECTOR or  
FPT-11 INTELLIGENT THERMAL DETECTOR  
with DB-11 DETECTOR BASE

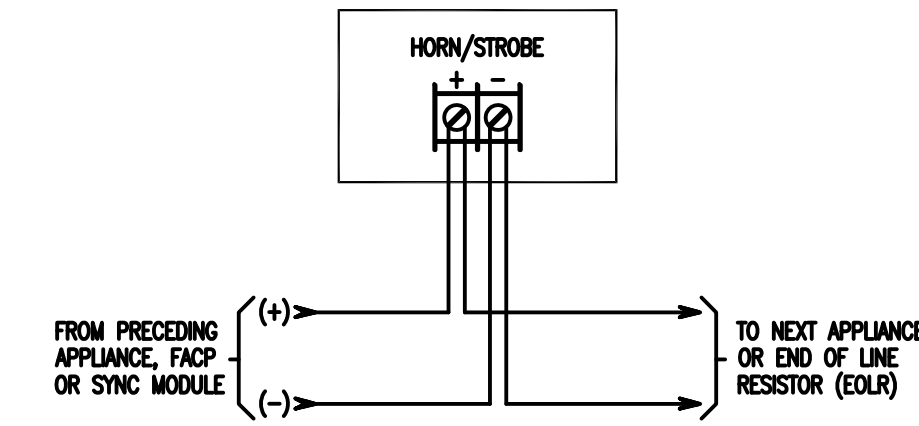


NOTES:  
1) WHEN USING SHIELDED CABLE WITHOUT METAL RACEWAY OR WITH CONDUIT NONMETALLIC RACEWAY, THE SHIELD SHOULD BE TERMINATED AT THE DEVICE BOX AND THE THE DEVICE GROUND TERMINAL. IF THE DEVICE BOX IS ALREADY GROUND BY ANOTHER MEANS, SUCH AS BEING MOUNTED TO A GROUND STRUCTURE, THE WIRE SHIELDS SHOULD BE CONTINUOUS AND MUST BE GROUND SOLELY AT THE POINT OF ORIGIN, FOR EXAMPLE AT THE CONTROL PANEL.  
2) WHEN USING SHIELDED CABLE WITH METAL RACEWAY, THE WIRING SHIELD SHOULD BE CONTINUOUS AND GROUND SOLELY AT THE POINT OF ORIGIN. THE DEVICE GROUND TERMINAL SHALL BE CONNECTED TO THE GROUND DEVICE BOX.  
3) WHEN USING METAL RACEWAY WITHOUT SHIELDED CABLE, CONNECT THE DEVICE GROUND TERMINAL TO THE GROUND DEVICE BOX.

MSI-10B MANUAL PULL STATION (SINGLE ACTION)



ASWP-2475W WEATHERPROOF HORN/STROBE  
(Wall Mounted Appliance)



NS-24MCW\_HORN/STROBE  
(Multi Candela Two Wire Appliance)

IDENTIFICATION STAMP  
DIVISION OF THE STATE ARCHITECT  
APPLICATION NUMBER 01-111618  
AC \_\_\_\_\_ FL3 \_\_\_\_\_ 89 \_\_\_\_\_  
DATE \_\_\_\_\_

CALIFORNIA STATE FIRE MARSHAL  
APPROVED  
APPROVAL OF THIS PLAN DOES NOT AUTHORIZE OR APPROVE ANY  
CONSTRUCTION OR DEVIATION FROM APPLICABLE REGULATIONS. FINAL  
APPROVAL IS SUBJECT TO FIELD INSPECTION. ONE SET OF APPROVED  
PLANS SHALL BE AVAILABLE ON THE PROJECT SITE AT ALL TIMES.  
REVIEWED BY: \_\_\_\_\_ DATE: \_\_\_\_\_

**CAÑADA COLLEGE**  
Electrical  
Infrastructure  
Replacement  
Project  
4200 Farm Hill Blvd  
Redwood City, CA 94061

RECORD DRAWING

SHEET TITLE  
TYPICAL WIRING  
OF DEVICES

REVISIONS		
NO.	DATE	DESCRIPTION

DATE July 9, 2012  
DRAWN TC/AL  
CHECKED MM  
SCALE N/A  
JOB NO. 2921.01

SHEET NUMBER  
**FA-04**