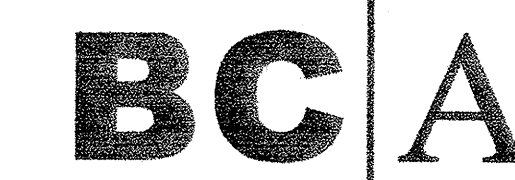



SHEET NOTES

- REFER TO ARCHITECTURAL AND MECHANICAL DRAWINGS FOR LOCATIONS OF EQUIPMENT, SIZE OF OPENING, CURB DETAILS.
- SEE GENERAL NOTES, EXISTING CONSTRUCTION DIVISION, ITEM "C" FOR NEW PENETRATIONS REQUIREMENTS.
- COORDINATE WITH ARCHITECTURAL DRAWINGS AND ELEVATOR VENDOR ALL DIMENSIONS AND ALL REQUIREMENTS PRIOR TO START OF CONSTRUCTION.
- FOR SAFETY BEAM SEE 5.2N SIM.



architecture
planning
interiors

Burton Clifford Associates, Inc.
210 Hammond Ave.
Fremont, California 94539
[T] 510.445.1000
[F] 510.445.1005
www.BCAincOnline.com



- GENERAL NOTES**
- This sheet is part of a set and is not to be used alone.
 - This sheet is not to be used for construction unless the architect's stamp and signature appear on the drawings and the status box indicates drawings have been released for construction.
 - These plans and prints thereof, as instruments of service, are owned by the architect and are for use on this project only. Reproduction and/or distribution without the prior written consent of the architect is forbidden.
 - Copyright Burton Clifford Associates, 2007

REMARKS	DATE

DESIGN STATUS	DATE
<input type="radio"/> DISPLAN CHECK	
<input type="radio"/> DISBACK CHECK	
<input type="radio"/> BIDDING (RD #6693)	
<input type="radio"/> CONSTRUCTION	

FILE NO. 41-C1

IDENTIFICATION STAMP
DIV. OF THE STATE ARCHITECT

01- 110074

AC PLS SS
DATE MAR 19 2008

**BUILDINGS 5 & 6
RENOVATIONS**

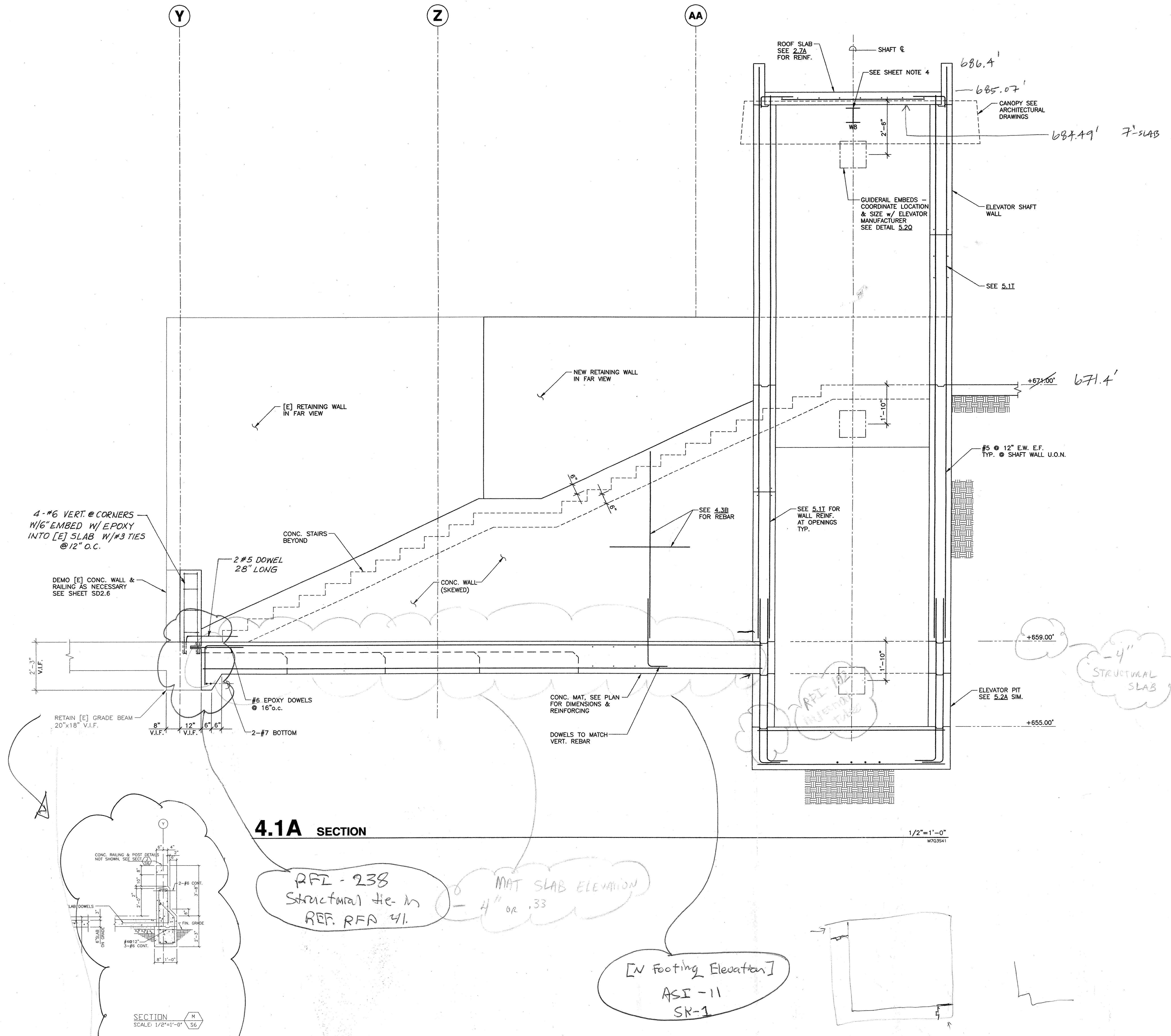
San Mateo County Community
College District

DSA BACK-CHECK

CAÑADA COLLEGE
4200 Farm Hill Boulevard
Redwood City, CA 94061

SECTION

Date 12/31/08
Scale AS NOTED
Project Number 07013
Drawing Number S4.1



RFI - 238
Structural tie in
REF. RFD 41.

MAT SLAB ELEVATION
- 4" or .33

[N Footing Elevation]
ASI - 11
SR-1