WINDOW AND STOREFRONT SCHEDULE - FIRST FLOOR

No.	LOCATION (ROOM NUMBER & NAME)	WINDOW TYPE	WALL OPENING WxH	RATING (MINUTES)	MAT'L	FUNCTION	GLASS	FRAME (DTLS. ON SHEET A10.81, U.O.N.) FINISH	HEAD	JAMB	SILL	REMARKS
6101	6-112 (E) CLASSROOM	SF2	9'-0"x 11'-7"	–	AL	FIXED	–	BZ	12	13	14	1
6102	6-112 (E) CLASSROOM	SF2	9'-0"x 11'-7"	–	AL	FIXED	–	BZ	12	13	14	1
6103	6-102 MULTI-PURPOSE RM.	SF2	9'-0"x 11'-7"	–	AL	FIXED	–	BZ	12	13	14	1
6104	6-102 MULTI-PURPOSE RM.	SF4	9'-0"x 11'-7"	–	AL	FIXED	–	BZ	12	13	14	1
6105	6-102 MULTI-PURPOSE RM.	SF2	9'-0"x 11'-7"	–	AL	FIXED	–	BZ	12	13	14	1
6106	6-103 MEETING ROOM	SF3	9'-0"x 11'-7"	–	AL	FIXED	–	BZ	12	13	14	1
6107	6-103 MEETING ROOM	SF2	9'-0"x 11'-7"	–	AL	FIXED	–	BZ	12	13	14	1
6108	6-101 LOBBY	SF4	9'-0"x 11'-7"	–	AL	FIXED	–	BZ	12	13	14	1
6109	6-112 MEETING ROOM	W2	7'-4"x 3'-4"	60	STL	FIXED	–	P1	17	17	17	
6110	6-108 MEETING ROOM	W2	7'-4"x 3'-4"	60	STL	FIXED	–	P1	17	17	17	
6111	6-105 OFFICE	SF5	4'-0"x 11'-7"	–	AL	FIXED	–	BZ	12	13	14	1
6112	6-101 LOBBY	SF3	9'-0"x 11'-7"	–	AL	FIXED	–	BZ	12	13	14	1
6113	6-111 (E) CLASSROOM	SF2	9'-0"x 11'-7"	–	AL	FIXED	–	BZ	12	13	14	1
6114	6-111 (E) CLASSROOM	SF3	9'-0"x 11'-7"	–	AL	FIXED	–	BZ	12	13	14	1
6115	6-112 (E) CLASSROOM	SF3	9'-0"x 11'-7"	–	AL	FIXED	–	BZ	12	13	14	1
6116	6-112 (E) CLASSROOM	SF2	9'-0"x 11'-7"	–	AL	FIXED	–	BZ	12	13	14	1
6117	6-112 (E) CLASSROOM	SF2	9'-0"x 11'-7"	–	AL	FIXED	–	BZ	12	13	14	1
6118	6-103 MEETING ROOM	SF2	9'-0"x 11'-7"	–	AL	FIXED	–	BZ	12	13	14	1
6119	6-103 MEETING ROOM	SF2	9'-0"x 11'-7"	–	AL	FIXED	–	BZ	12	13	14	1
6120	6-103 MEETING ROOM	SF2	9'-0"x 11'-7"	–	AL	FIXED	–	BZ	12	13	14	1
6121	6-103 MEETING ROOM	SF5	4'-0"x 11'-7"	–	AL	FIXED	–	BZ	12	13	14	1

WINDOW AND STOREFRONT SCHEDULE - THIRD FLOOR

No.	LOCATION (ROOM NUMBER & NAME)	WINDOW TYPE	WALL OPENING WxH	RATING (MINUTES)	MAT'L	FUNCTION	GLASS	FRAME (DTLS. ON SHEET A10.81, U.O.N.) FINISH	HEAD	JAMB	SILL	REMARKS
5301	5-301E LOBBY	SF1	10'-0"x 9'-0"	60	STL	FIXED	–	AA	17	17	17	
5302	5-301E LOBBY	F4	10'-0"x 9'-0"	60	STL	FIXED	–	AA	17	17	17	
5303	5-301E LOBBY	SF1	10'-0"x 9'-0"	60	STL	FIXED	–	AA	17	17	17	
5304	NOT USED			–	–	–	–	–	–	–	–	
5305	5-350 LARGE MTG. RM.	W2	7'-4"x 3'-6"	60	STL	FIXED	–	P1	17	17	17	
5306	5-350 LARGE MTG. RM.	W3	3'-10"x 3'-6"	60	STL	FIXED	–	P1	17	17	17	
5308	5-304 TESTING RM.	W4	8'-8"x 5'-4"	60	STL	FIXED	–	P1	17	17	17	
5309	5-330 OFFICE	SF7	14'-4"x 7'-6"	–	AL	FIXED	–	BZ	12	13	14	1, 2
5310	5-320 CAFETERIA	SF6	6'-4"x 7'-6"	–	AL	FIXED	–	BZ	12	13	14	1
5311	5-331 OFFICE	SF8	29'-8"x 7'-6"	–	AL	FIXED	–	BZ	12	13	14	1
5312	5-320 CAFETERIA	SF6	6'-4"x 7'-6"	–	AL	FIXED	–	BZ	12	13	14	1
5313	5-333 OFFICE	SF7	24'-10"x 7'-6"	–	AL	FIXED	–	BZ	12	13	14	1
5314	5-333 OFFICE	SF7	24'-9"x 7'-6"	–	AL	FIXED	–	BZ	12	13	14	1, 2
5315	5-320 CAFETERIA	SF6	6'-4"x 7'-6"	–	AL	FIXED	–	BZ	12	13	14	1
5316	5-320 CAFETERIA	SF7	2'-6"x 7'-6"	–	AL	FIXED	–	BZ	12	13	14	1
5317	5-330 OFFICE	SF9	7'-9"x 7'-6"	–	AL	FIXED	–	BZ	12	13	14	1
5318	5-331 OFFICE	SF9	7'-9"x 7'-6"	–	AL	FIXED	–	BZ	12	13	14	1
5319	5-332 OFFICE	SF9	7'-9"x 7'-6"	–	AL	FIXED	–	BZ	12	13	14	1
5320	5-332 OFFICE	SF9	7'-9"x 7'-6"	–	AL	FIXED	–	BZ	12	13	14	1
5321	5-333 OFFICE	SF9	7'-9"x 7'-6"	–	AL	FIXED	–	BZ	12	13	14	1
5322	5-333 OFFICE	SF9	7'-9"x 7'-6"	–	AL	FIXED	–	BZ	12	13	14	1

FINISH GROUPS (TYPICAL FOR SPACES, U.O.N.) SEE ALSO FINISH PLANS A9.41, A9.42 & A9.43 & RCP'S A3.12, A3.22 & A3.32.

KEY	TYPICAL ROOM	FLOOR	BASE	WALLS	WAINSCOT	CEILING	REMARKS
A	OFFICES	CARPET-1	RUBBER	GYP. BOARD W/ P-1 CONC. COLUMNS W/P-3; P-4	–	SUSPENDED ACOUSTICAL PANEL	2, 3, 4
B	MEETING ROOMS	CARPET-1	RUBBER	GYP. BOARD W/ P-1 CONC. COLUMNS W/P-3	VINYL TO +3'-0" W/ 3" CHAIR RAIL	SUSPENDED ACOUSTICAL PANEL	2, 3, 4
C	LOBBIES/CAFETERIA	RESILIENT FLOORING 3 W/ ACCENTS RES. FLOORING 2 & 4	RUBBER	GYP. BOARD W/ P-1 CONC. COLUMNS W/P-2; P-3	VINYL TO +3'-0" W/ 3" CHAIR RAIL	SUSPENDED ACOUSTICAL PANEL (WHERE SHOWN: GYP. BOARD W/P-1)	1, 2, 3, 4
C1	HALLWAY/CORRIDOR	RES. FLOORING 2 W/ACCENT RES. FLOORING 3	RUBBER	GYP. BOARD W/ P-1 CONC. COLUMNS W/P-2; P-3	VINYL TO +3'-0" W/ 3" CHAIR RAIL	SUSPENDED ACOUSTICAL PANEL (GYP. BOARD W/P-6 AT FIRST & SECOND FLOOR)	2, 3, 4
C2	MULTI-PURPOSE ASSEMBLY	RESILIENT FLOORING 3	RUBBER	GYP. BOARD W/ P-1 CONC. COLUMNS W/P-7	VINYL TO +3'-0" W/ 3" CHAIR RAIL	SUSPENDED ACOUSTICAL PANEL WHERE SHOWN	1, 2, 3, 4
C3	RECEPTION/WAITING	RESILIENT FLOORING 2	RUBBER	GYP. BOARD W/ P-1 CONC. COLUMNS W/P-3	VINYL TO +3'-0" W/ 3" CHAIR RAIL	SUSPENDED ACOUSTICAL PANEL	2, 3, 4
D	CLASSROOMS/ SEMINAR ROOMS	RESILIENT FLOORING 4	RUBBER	GYP. BOARD W/ P-1 CONC. COLUMNS W/P-3; P-7	VINYL TO +3'-0" W/ 3" CHAIR RAIL	SUSPENDED ACOUSTICAL PANEL	2, 3, 4, 6
E1	RESTROOMS	CERAMIC TILE (BLEND OF ALL FIELD/BORDER COLORS)	CERAMIC TILE COVE	GYP. BOARD W/ P-6	CERAMIC TILE TO WITHIN 6" OF CLG.	GYP. BOARD W/P-6	2
E2	SMALL RESTROOMS	RESILIENT FLOORING 1	RESILIENT FLOORING 1 COVE	GYP. BOARD W/ P-6	CERAMIC TILE TO WITHIN 6" OF CLG.	GYP. BOARD W/P-6	2, 4
F	CENTRAL DUPLICATING/ MAIL ROOMS/ WORK SPACES	RESILIENT FLOORING 2	RUBBER	GYP. BOARD W/ P-1 CONC. COLUMNS W/P-4; P-8	VINYL TO +3'-0" W/ 3" CHAIR RAIL	SUSPENDED ACOUSTICAL PANEL	2, 3, 4
G	BREAK ROOMS/ TESTING RM/ THERAPY ROOMS	RESILIENT FLOORING 2	RUBBER	GYP. BOARD W/ P-1 GYP. BD. WALL ACCENT W/P-3	VINYL TO +3'-0" W/ 3" CHAIR RAIL	SUSPENDED ACOUSTICAL PANEL (WHERE SHOWN: GYP. BOARD W/P-1)	2, 3, 4, 5
G1	EXAM ROOM, COT ROOM	RESILIENT FLOORING 1	RESILIENT FLOORING 1 COVE (SEE DET. 20/A10.51)	GYP. BOARD W/ P-1 GYP. BD. WALL ACCENT W/P-3	–	SUSPENDED ACOUSTICAL PANEL (WHERE SHOWN: GYP. BOARD W/P-1)	2, 3, 4, 5
H	TEL/DATA ELECTRICAL/MECHANICAL	SEALED CONCRETE	N/A	GYP. BOARD W/ LEVEL 4 FINISH & P-6	–	EXPOSED	2
J	JANITOR (W/ SINK)	SEALED CONCRETE	RUBBER	GYP. BOARD W/ P-6	VINYL TO +3'-0" W/ 3" CHAIR RAIL	EXPOSED	2
K	ELEVATOR	RESILIENT FLOORING 2	N/A	5. WL RIGIDIZED STAINLESS STEEL	–	#4 STAINLESS STEEL FRAME W/ WHITE ACRYLIC LIGHT DIFFUSERS	2
X	EXISTING FINISHES TO REMAIN, UNLESS NOTED OTHERWISE						
–	SEE FINISH PLANS ON SHEETS A9.41, A9.42 & A9.43. SEE REFLECTED CEILING PLANS A3.12, A3.22 & A3.32 FOR CEILING FINISHES.						

RFI-89 COLOR - ACCENT

REMARKS:

1) ~~ACOUSTIC WALL PANELS TO BE LOCATED AT VERTICAL FACE OF EXPOSED ROOF STRUCTURE ABOVE (SEE BUILDING SECTIONS, WALL SECTIONS AND DTL. 15/A10.91).~~
2) SEE REFLECTED CEILING PLANS A3.12, A3.22 & A3.32 FOR ADDITIONAL INFORMATION ABOUT CEILING FINISHES.
3) ~~ACOUSTIC CEILING PANELS SHALL HAVE A MIN. NRC RATING OF 0.55~~
4) PROVIDE VAPOR-ALKALINITY CONTROL BARRIER TO (E) CONCRETE SLAB SUBSTRATE PRIOR TO INSTALLATION OF FINISH FLOORING
5) ACCENT WALL SHALL OCCUR AT DOOR WALL (SEE FINISH PLANS FOR ADDITIONAL LOCATIONS)
6) NO WAINSCOAT OR CHAIR RAIL AT TEACHING WALL(SEE INT. ELEVATIONS)

WINDOW AND STOREFRONT SCHEDULE - SECOND FLOOR

No.	LOCATION (ROOM NUMBER & NAME)	WINDOW TYPE	WALL OPENING WxH	RATING (MINUTES)	MAT'L	FUNCTION	GLASS	FRAME (DTLS. ON SHEET A10.81, U.O.N.) FINISH	HEAD	JAMB	SILL	REMARKS
5201	5-232 DIRECTOR	W5	3'-0"x 3'-6"	60	STL	FIXED	–	P1	17	17	17	
5202	5-230 RECEPTION	W1	3'-0"x 3'-4"	–	AL	SLIDING	–	P1	21	22	23	
5203	5-220 MAIL ROOM	W5	3'-0"x 3'-6"	60	STL	FIXED	–	P1	17	17	17	
5204	5-220 MAIL ROOM	W5	3'-0"x 3'-6"	60	STL	FIXED	–	P1	17	17	17	

WINDOW LEGEND

AA	CLEAR ANODIZED ALUMINUM	P1	SEMI-GLOSS PAINT FINISH P-5 (SEE FINISH LEGEND BELOW)
AL	ALUMINUM	ST	STAIN (VERIFY FINISH W/ARCHITECT)
HM	HOLLOW METAL	STL	STEEL
NR	NON RATED		

WINDOW + STOREFRONT REMARKS

1) VERIFY IN FIELD ALL OVERALL OPENING DIMENSIONS OF WINDOWS AND STOREFRONTS.
2) PROVIDE STOREFRONT OPPOSITE HAND.

RFI-211 Caulking for Storefronts

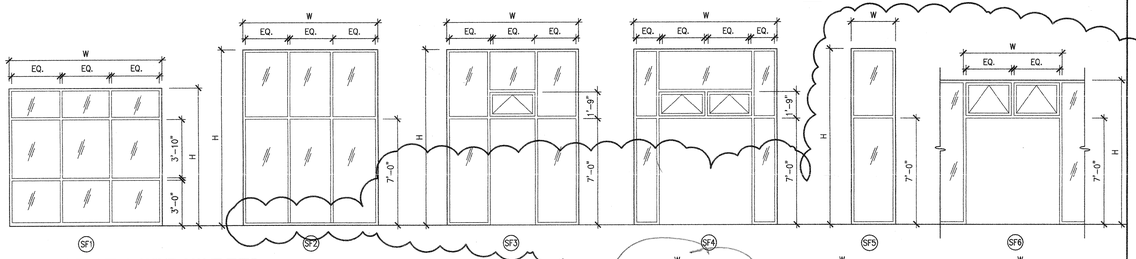

STOREFRONT + WINDOW TYPES

T= TEMPERED GLASS

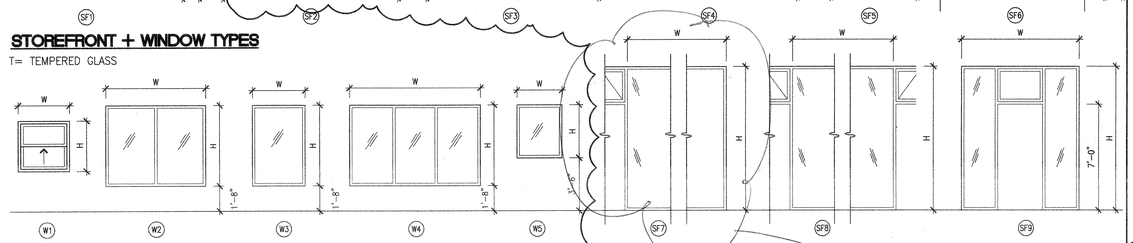

STOREFRONT + WINDOW TYPES (CONT.)

T= TEMPERED GLASS

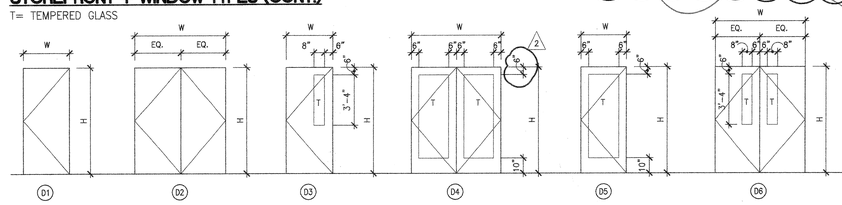

RFI-34

DOOR TYPES

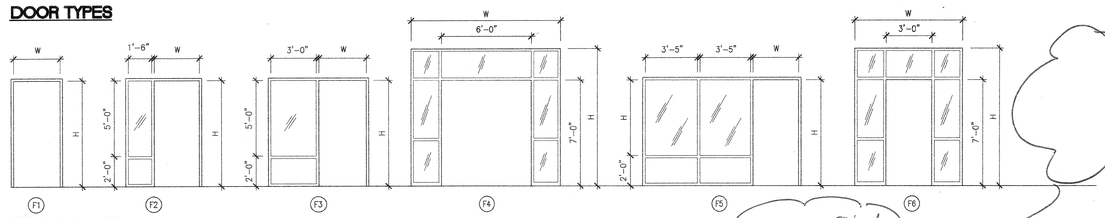

FRAME TYPES

NOTE: FIELD VERIFY FRAME OPENING SIZES PRIOR TO CONSTRUCTION.

RFI-91

SEE RFI-91-1 Flooring Clarific.

RFI-87 Tile Clarific.

FINISH LEGEND

FLOOR	CARPET-1: COLLINS & AIKMAN, STYLE: "ODYSSEY"	COLOR: 14520 "GANYMEDE"
	CARPET-2: COLLINS & AIKMAN, STYLE: "ODYSSEY"	COLOR: 14510 "KALEIDOSCOPE"
	RESILIENT FLOORING 1: ALTRO SUPREMA	COLOR: SU2009 "MINERVA"
	RESILIENT FLOORING 2: JOHNSONITE VENETO	COLOR: ~~600 "LIMESTONE"~~ 616 Fieldstone
	RESILIENT FLOORING 3: JOHNSONITE VENETO	COLOR: ~~602 "LUMINARY"~~ 625 Graphite Lustre
	RESILIENT FLOORING 4: JOHNSONITE VENETO	COLOR: 624 "AZURITE"
	CERAMIC TILE: DALTILE (COLORS RANDOMLY PLACED AT RATIOS INDICATED)	COLORS/ FIELD A (10% RATIO) – D138 "GOLD DUST"
		FIELD B (65% RATIO) – D050 "MOTTLED MEDIUM BROWN"
		FIELD C (15% RATIO) – D156 "BROWNSTONE RANGE"
		FIELD D (10% RATIO) – D311 "EBONY"
		BORDER E (12" WIDE BAND AT ROOM PERIMETER) – D311 "EBONY"
BASE	RUBBER: BURKE RUBBER BASE	COLOR: 523 "BLACK BROWN"
	CERAMIC TILE COVE: DALTILE	COLOR: D311 "EBONY"
WALLS	P-1: EGGSHELL INTERIOR LATEX PAINT	COLOR: FIELD – KELLY-MOORE OW-27 "BONE"
	P-2: EGGSHELL INTERIOR LATEX PAINT	COLOR: ACCENT #1 – KELLY-MOORE 06-435-SMT "PUTTY"
	P-3: EGGSHELL INTERIOR LATEX PAINT	COLOR: ACCENT #2 – KELLY-MOORE 06-437-SMT "INDIAN CORN"
	P-4: EGGSHELL INTERIOR LATEX PAINT	COLOR: ACCENT #3 – KELLY-MOORE 06-439-SMT "KHAKI GREEN"
	P-5: SEMI-GLOSS INTERIOR/EXTERIOR LATEX PAINT	COLOR: DOOR/WINDOW TRIM – KELLY-MOORE RUSTOLEUM 05-1818-SMT "BRONZETONE"
	P-6: SEMI-GLOSS INTERIOR LATEX PAINT	COLOR: KELLY-MOORE OW-27 "BONE"
	P-7: EGGSHELL INTERIOR LATEX PAINT	COLOR: ACCENT #4 – KELLY-MOORE 99-176-SSF "WISTERIA"
	P-8: EGGSHELL INTERIOR LATEX PAINT	COLOR: ACCENT #5 – KELLY-MOORE 06-442-SMT "TERRA COTTA"
WAINSCOT	CERAMIC TILE: DALTILE	FIELD, BULLNOSE AND LINER COLORS: 190 "ARCTIC WHITE"
	VINYL: INPRO SANPARREL RIGID VINYL SHEET	COLOR: "CLAM SHELL"
CEILING	SUSPENDED ACOUSTICAL PANEL:	COLOR: USG MILLENIA CLIMAPLUS ILLUSION TWO/24 PANELS – WHITE
	GYPSUM BOARD P-11	COLOR: KELLY-MOORE OW-27 "BONE"
	GYPSUM BOARD P-12	COLOR: KELLY-MOORE 06-435-SMT "PUTTY"
DOOR	FRP1: SPECIAL-LITE	COLOR: DARK BRONZE
	FRP2: SPECIAL-LITE	COLOR: SANDSTONE
CASEWK.	PL1: NEVAMAR PLASTIC LAMINATE	COLOR: ALPINE ESSENCE ES-5001
	PL2: NEVAMAR PLASTIC LAMINATE	COLOR: JETT BLACK S6053
	EP: EPOXY RESIN	COLOR: MATTE BLACK

RFP-41

ASK-1C

BC|A
architecture
planning
interiors

Bunton Clifford Associates, Inc.
210 Hammond Ave.
Fremont, California 94539
[T] 510.445.1000
[F] 510.445.1005
www.BCAincOnline.com

ARCHITECT	ENGINEER
LICENSED ARCHITECT PAUL CURTIS BUNTON No. C018639 Exp. 10/30/11 STATE OF CALIFORNIA	

GENERAL NOTES

1. This sheet is part of a set and is not to be used alone.
2. This sheet is not to be used for construction unless the architect's stamp and signature appear on the drawings and the status box indicates drawings have been released for construction.
3. These plans and prints thereof, as instruments of service, are owned by the architect and are for use on this project only. Reproduction and/or distribution without the prior written consent of the architect is forbidden.
4. Copyright Bunton Clifford Associates, 2009

REVISION HISTORY

	REMARKS	DATE
1	ADDENDUM NO. 1	09/18/09
2	ADDENDUM NO. 2	11/09/09
3		
4		
5		
6		
7		
8		
9		
10		

DRAWING STATUS

		DATE
●	DSA PLAN CHECK	08/29/08
●	DSA BACK CHECK	01/22/09
●	BIDDING	09/18/09
○	CONSTRUCTION	

FILE NO. 41-C1

IDENTIFICATION STAMP DIV. OF THE STATE ARCHITECT
01- 110074
AC.____ FLS.____ SS.____
DATE____

BUILDINGS 5 & 6 RENOVATIONS

San Mateo County Community College District

APPROVED DIV OF THE STATE ARCHITECT
AC. FLS. SS. JG
APPL NO. 116074 DATE 8/20/10

CAÑADA COLLEGE

4200 Farm Hill Boulevard
Redwood City, CA 94061

FINISH, WINDOW SCHEDULES

Date	Drawing Number
08/29/08	A9.1
Scale: AS NOTED	
Project Number: 07013	