

PLANTING LEGEND

ALL PLANTS NOTED IN THE APPROVED COLUMN (A) ARE FROM THE APPROVED PLANT LISTS IN THE DESIGN STANDARDS FOR CAMPUS DESIGN (VERSION 1, 2007/09/03) & PLANTS NOTED WITH A (B) INDICATE THEY HAVE BEEN APPROVED BY CSM ON MEETINGS DATED 10/29/08 & 12/09/08.

TREE LIST (NCL) - NO COMMON NAME (*) - UNLESS NOTED ON PLAN
 (**) - PLANTED IN POTS, SEE 13/L6.20

REF.	SYMBOL	QTY.	BOTANICAL NAME COMMON NAME	SIZE/TRUNK SPACING	WATER USE	APPROVED	WIDTH/ HEIGHT
T1	☐		ACER PALMATUM 'BLOODGOOD' BLOODGOOD MAPLE	24" BOX/ AS SHOWN	M	A	20'/15'
T2	○		ACER RUBRUM 'RED SUNSET' RED SUNSET MAPLE	24" BOX/ AS SHOWN	M	A	20'/40'
T3	■		CALOCEDRUS DECURRENS CALIFORNIA INCENSE CEDAR	24" BOX/ AS SHOWN	M	B	15'/50'
T4	●		PRUNUS YEDOENSIS 'AKEBONO' FLOWERING CHERRY	36" BOX/ AS SHOWN	M	A	15'/25'
T5	□		CERCIS CANADENSIS EASTERN REDBUD	24" BOX/ STD. AS SHOWN	M	A	25'/25'
T6	⊕		CERCIS CANADENSIS EASTERN REDBUD (MULTI-TRUNK)	24" BOX/ MULTI AS SHOWN	M	A	25'/25'
T7	⊙		GLEDITSIA TRIACANTHOS HONEY LOCUST	24" BOX/ AS SHOWN	L	B	30'/40'
T8	▲		LAGERSTROEMIA INDICA 'NATCHEZ' OSAGE MYRTLE	24" BOX/ AS SHOWN	L	A	12'/25'
T9	⊕		PINUS PINEA ITALIAN STONE PINE	24" BOX/ AS SHOWN	L	A	40'/60'
T10	■		QUINQUE LOBA 'SARATOGA' MADENHAR TREE	24" BOX/ AS SHOWN	M	B	30'/40'
T11	●		PYRUS CALLERYANA 'ARISTOCRAT' ORNAMENTAL PEAR	24" BOX/ AS SHOWN	M	A	20'/35'
T12	⊗		ZELKOVA SERRATA SHINGLEAF ZELKOVA	24" BOX/ AS SHOWN	M	A	50'/50'
T13	●		CUPRESSUS SEMPERVIRENS ** ITALIAN CYPRESS	24" BOX/ AS SHOWN	L	A	8'/60'
T14	✱		MAGNOLIA SOULANGEANA SAUCER MAGNOLIA	24" BOX/ AS SHOWN	M	B	25'/20'

SHRUB / VINE LIST

S1	☐		ARCTOSTAPHYLOS 'HOWARD MCMINN' MANZANITA	5 GAL/ 4" O.C.	VL	A	7/ 5'-6"
S2	☐		AGAPANTHUS PRECOX ORIENTALIS 'MIDNIGHT BLUE' LILY-OF-THE-NILE	1 GAL/ 3" O.C.	B	B	3/ 3'
S3	☐		BOUGAINVILLEA 'LA JOLLA' ** BOUGAINVILLEA	1 GAL/ AS SHOWN	L	B	5/ 16"
S4	☐		BUXUS MICROPHYLLA JAPONICA 'GREEN BEAUTY' JAPANESE BOXWOOD	5 GAL/ 30" O.C.	M	B	4/ 6'
S5	☐		AGAPANTHUS ORIENTALIS 'QUEEN ANNE' 'QUEEN ANNE' LILY-OF-THE-NILE	1 GAL/ 2" O.C.			2/ 2'
S6	☐		CEANOTHUS GLOR. HORIZ. 'YANKEE POINT' CALIFORNIA LILAC	1 GAL/ 4" O.C.	M	B	8'-10/ 2'-3"
S7	☐		DIETES IRIODOIDES FORNIGHT LILY	1 GAL/ 2" O.C.	L	A	3/ 3'
S8	☐		SALVIA LEUCANTHA MEXICAN BUSH SAGE	1 GAL/ 30" O.C.	M	A	4/ 3'
S9	☐		ESCALONIA 'JUBILEE' ESCALONIA	5 GAL/ 3" O.C.	M	B	6/ 6'
S10	☐		IMPATIENS BALSAMINA ** IMPATIENS	4" POTS AS SHOWN	H	B	8/ 30"
S11	☐		LIMONIUM PEREZII STATICE	1 GAL/ 18" O.C.	L	B	2/ 2'
S12	☐		NEPHROLEPIS CORDIFOLIA SOUTHERN SWORD FERN	1 GAL/ 3" O.C.	M	A	5/ 2'-3"
S13	☐		PHORMIUM TENAX 'YELLOW WAVE' YELLOW WAVE FLAX	5 GAL/ 3" O.C.	L	B	3/ 4'
S14	☐		RHOODODENDRON 'ANNA ROSE WHITNEY' RHOODODENDRON	5 GAL/ 3" O.C.	M	A	6/ 6'
S15	☐		RHOODODENDRON 'FELDERS' WHITE' SOUTHERN INDICA HYBRID AZALEA	5 GAL/ 4" O.C.	M	A	6/ 6'
S16	☐		PELARGONIUM X HORTORUM GERANIUM	1 GAL/ 2" O.C.			2/ 2'
S17	☐		PLUMBAGO AURICULATA CAPE PLUMBAGO	5 GAL/ 4" O.C.	L	B	6/ 8'-10"
S18	☐		NERUM OLEANDER 'PETITE PINK' OLEANDER	5 GAL/ AS SHOWN	L	B	3'-6/ 3'-6"
V1	▲		FICUS PUMILA CREEPING FIG	1 GAL/ AS SHOWN	M	B	15/ 20'

GRASS LIST

G01	☐		MISCANTHUS TRANSMORRISONENSIS ** EVERGREEN MISCANTHUS	5 GAL/ 4" O.C.	H	B	4/ 5'
G02	☐		MULLEBERGIA RICENS DEER GRASS	1 GAL/ AS SHOWN	L	A	3/ 4'
G03	☐		PENNISETUM ALOPECUROIDES 'LITTLE BUNNY' LITTLE BUNNY FOUNTAIN GRASS	1 GAL/ 2" O.C.	L	A	1.5/ 1.5'
G04	☐		PENNISETUM SETACEUM 'EATON CANYON' EATON CANYON FOUNTAIN GRASS	1 GAL/ 1" O.C.	L	A	2/ 1.5'
G05	☐		CALAMAGROSTIS X ACUTIFLORA 'KARL FOERSTER' FEATHER REED GRASS	1 GAL/ 2" O.C.	M	B	3/ 2'

GROUND COVER LIST


G01	☐		CARPOBROTUS CHILENSIS ICE PLANT	1 GAL/ 18" O.C.	L	B	8/ 8"
G02	☐		LANTANA MONTEVIDENSIS 'WHITE LIGHTNING' NCL	1 GAL/ 4" O.C.	L	B	3'-6/ 18"
G03	☐		HYPOPORUM 'PACIFICUM' NCL	1 GAL/ 3" O.C.	L	B	4/ 20"
G04	☐		TRACHELOSPERMUM JASMINOIDES STAR JASMINE	1 GAL/ 2" O.C.	M	B	10/ 2'

ANNUALS LIST



A1	☐		DIANTHUS CHINENSIS DIANTHUS	4" POTS AS SHOWN	L		10/ 30"
----	---	--	--------------------------------	---------------------	---	--	------------

TURF LIST

G1	☐		TURF GRASS: 90% FESCUE/10% KENTUCKY BLUEGRASS BLEND	HYDROSEED, SOD TURF PAVERS. SEE SPECS.	H	B	-/ -
G2	☐		FESTUCA RUBRA MOLATE MOLATE FESCUE	HYDROSEED SEE SPECS.	L	B	-/ -
G3	☐		FESTUCA RUBRA MOLATE MOLATE FESCUE	SOD SEE SPECS.	L	B	-/ -



McCarthy Building Companies, Inc.
 343 Sansome Street, 14th Floor
 San Francisco, California 94104
 P 415 364-1339
 F 415 397-5999



I, the undersigned, being a duly licensed professional engineer or architect, hereby certify that the above described project is in accordance with the provisions of the California Building Code and the California Fire Code, and that the same conform to the requirements of the California Building Code and the California Fire Code, and that the same conform to the requirements of the California Building Code and the California Fire Code, and that the same conform to the requirements of the California Building Code and the California Fire Code.

Copyright 2008

College of San Mateo
 Site Package
 San Mateo, CA
 Developed for
 San Mateo County Community College District

Date	Revision Description
19 SEPT 2008	DSR SUBMITTAL
09 APRIL 2009	DSR FINAL

Date	Revision Description
19 SEPT 2008	DSR SUBMITTAL
09 APRIL 2009	DSR FINAL

Job No.	27082.30
Date	09 APRIL 2009
Drawn by	AG, RF
Checked by	SM
Scale	AS SHOWN

PLANTING PLAN
L6.10